



**World Mixed Doubles Qualification Event 2023
Dumfries, Scotland**

2 - 7 December 2023

RESULTS BOOK

Final Standings

Rank	Team	Players	Gender	Group Rank	DSC
1	FRA - France	SHEVCHUK Kseniya COULOT Wilfrid MERCIER Thierry	F M C		>A
1	GER - Germany	KAPP Lena TOTZEK Sixten KAPP Uli	F M C		>A
3	CHN - China	YANG Ying TIAN Jiafeng ZHOU Yan	F M C		>A
3	NZL - New Zealand	SMITH Courtney HOOD Anton RAMSAY David	F M C		>A
5	FIN - Finland	IMMONEN Lotta SIPILA Markus YRTTIAHO Harri	F M C		
5	HUN - Hungary	HALASZ Csilla EZSOL Gabor BELLELI Lajos	F M C		
7	HKG - Hong Kong	HUNG Ling-Yue CHANG Jason COLLINS Rick	F M C		
7	IRL - Ireland	FYFE Alison WILSON John McCROSSAN Eoin	F M C		
9	POL - Poland	WALCZAK Adela AUGUSTYNIAK Andrzej -	F M C	B3	67.98 cm
10	GUY - Guyana	HUSSAIN Farzana HUSAIN Rayad ANDERSEN Peter	F M C	C3	83.72 cm
11	BEL - Belgium	VAN OOSTERWYCK Caro SPRUYT Jeroen HOESS Johanna	F M C	D3	91.56 cm
12	IND - India	CHAUDHARI Namini RAJU P. N. -	F M C	A3	115.20 cm
13	AUT - Austria	PFLUEGLER Astrid HOFER Matthaeus SCHROEDER Bjoern	F M C	B4	33.89 cm
14	LAT - Latvia	BLUMBERGA-BERZINA Santa BREMANIS Andris BREMANE Madara	F M C	A4	36.37 cm

Final Standings

Rank	Team	Players	Gender	Group Rank	DSC
15	LTU - Lithuania	JANULEVICIUTE Lina KIUDYS Donatas VAICEKONYTE Asta	F M C	D4	69.11 cm
16	ENG - England	OPEL Lina OPEL Michael GOW Harry	F M C	C4	91.38 cm
17	SVK - Slovakia	SYKOROVA Silvia SYKORA Marek SYKORA Daniel	F M C	D5	33.92 cm
18	JAM - Jamaica	SPURGEON Madeleine ROBERTSON Ian SHEPHERD-SPURGEON Margot	F M C	B5	48.17 cm
19	UKR - Ukraine	MOSKALENKO Diana SUHAK Artem LILL Erkki	F M C	A5	75.20 cm
20	MEX - Mexico	QUINTERO Estefana ABREU Ismael BEATTY Heather	F M C	C5	104.42 cm
21	POR - Portugal	MARTINS ETHIER Antonieta SANTOS Vitor SIMPSON Fiona Grace	F M C	B6	57.47 cm
22	TPE - Chinese Taipei	CHOU Amanda LIU Brendon LIN Ting-Li	F M C	A6	81.44 cm
23	BRA - Brazil	DE SOUZA CAMPOS Fabiana Cristina RIBEIRO PIRES Felipe Augusto -	F M C	D6	120.26 cm
24	SLO - Slovenia	GREGORI Liza LANGUS Simon YOUNG Douglas	F M C	C6	122.44 cm
25	WAL - Wales	BEEVER Laura COOMBS Garry POUGHER Richard	F M C	B7	115.68 cm
26	KGZ - Kyrgyzstan	ASANBAEVA Keremet MYRZABAEV Beksultan ASANALIEV Aibek	F M C	A7	186.57 cm

Note:

Team members are identified as follows:
F = Female, M = Male, C = Coach

Legend:

>A To A-Division



After Play-off Games 9 & 10

Competition Summary

Session	Date Time	Sheet A	Sheet B	Sheet C	Sheet D	Sheet E	Sheet F
Session 1	2 DEC 17:00	FIN 9-3 BEL	HUN 8-2 SLO	ENG 5-7 HKG			SVK 2-11 LTU
Session 2	2 DEC 20:30	LAT 9-8 UKR ^{EE}	FRA 9-7 POR	IND 14-3 KGZ	POL 5-8 AUT	GER 11-2 IRL	WAL 1-13 CHN
Session 3	3 DEC 9:00	ENG 7-4 SLO		NZL 10-2 BRA	GUY 9-4 MEX	SVK 6-7 BEL	
Session 4	3 DEC 12:30	GER 13-2 KGZ	AUT 3-8 FRA	LAT 5-8 IRL	JAM 2-10 POL	IND 2-5 TPE	CHN 9-6 POR
Session 5	3 DEC 16:00	MEX 7-4 HKG	LTU 6-8 NZL ^{EE}		HUN 9-7 ENG		BRA 0-11 FIN
Session 6	3 DEC 19:30	UKR 2-8 IND	POL W-L CHN	KGZ 5-12 TPE	WAL 8-9 POR	LAT 0-12 GER	JAM 4-9 AUT
Session 7	4 DEC 9:00	JAM 6-8 FRA	UKR 6-5 TPE	POL 6-5 WAL ^{EE}	GER 10-4 IND	AUT 3-10 CHN	IRL 9-3 KGZ
Session 8	4 DEC 12:30			SLO 3-10 GUY	LTU 3-6 FIN	HKG 5-9 HUN	BEL 3-9 NZL
Session 9	4 DEC 16:00	POR 6-7 POL	KGZ 7-11 LAT	CHN 10-2 JAM	IRL 5-7 UKR	FRA 8-2 WAL	TPE 5-9 GER
Session 10	4 DEC 19:30	BRA 4-8 SVK	ENG 9-8 MEX	LTU 4-9 BEL	HKG 10-6 SLO ^{EE}	FIN 7-6 NZL	HUN 9-4 GUY
Session 11	5 DEC 9:00	TPE 7-11 IRL	WAL 5-12 JAM	POR 7-9 AUT	CHN 6-1 FRA	KGZ 7-13 UKR	IND 10-9 LAT ^{EE}
Session 12	5 DEC 12:30		HKG 13-4 GUY	FIN 8-4 SVK		BRA 2-9 LTU	SLO 6-9 MEX
Session 13	5 DEC 16:00	AUT 5-7 WAL	IRL 9-7 IND	UKR 3-8 GER	TPE 4-9 LAT	POR 2-11 JAM	FRA 12-3 POL
Session 14	5 DEC 19:30		BEL 14-0 BRA	MEX 4-11 HUN	NZL 3-8 SVK	GUY 8-7 ENG	
Play-offs 1-4	6 DEC 10:00		HKG 2-11 GER	FRA 7-4 HUN	CHN 7-2 NZL	IRL 7-10 FIN	
Play-offs 5-8	6 DEC 15:00		HUN 8-7 IRL	CHN 5-7 GER	FRA 7-4 FIN	HKG 6-10 NZL	
Play-offs 9-10	7 DEC 10:00			FIN 5-6 NZL ^{EE}	CHN 9-3 HUN		

Standings after Round Robin

Group A					Group B				
Rank	Team	Games	Wins	Losses	Rank	Team	Games	Wins	Losses
1	GER - Germany	6	6	0 Q	1	CHN - China	6	5	1 Q w1
2	IRL - Ireland	6	4	2 Q	2	FRA - France	6	5	1 Q w0
3	IND - India	6	3	3 w2	3	POL - Poland	6	4	2
4	LAT - Latvia	6	3	3 w1	4	AUT - Austria	6	3	3
5	UKR - Ukraine	6	3	3 w0	5	JAM - Jamaica	6	2	4
6	TPE - Chinese Taipei	6	2	4	6	POR - Portugal	6	1	5 w1
7	KGZ - Kyrgyzstan	6	0	6	7	WAL - Wales	6	1	5 w0

Group C					Group D				
Rank	Team	Games	Wins	Losses	Rank	Team	Games	Wins	Losses
1	HUN - Hungary	5	5	0 Q	1	FIN - Finland	5	5	0 Q
2	HKG - Hong Kong	5	3	2 Q w1	2	NZL - New Zealand	5	3	2 Q w1
3	GUY - Guyana	5	3	2 w0	3	BEL - Belgium	5	3	2 w0
4	ENG - England	5	2	3 w1	4	LTU - Lithuania	5	2	3 w1
5	MEX - Mexico	5	2	3 w0	5	SVK - Slovakia	5	2	3 w0
6	SLO - Slovenia	5	0	5	6	BRA - Brazil	5	0	5

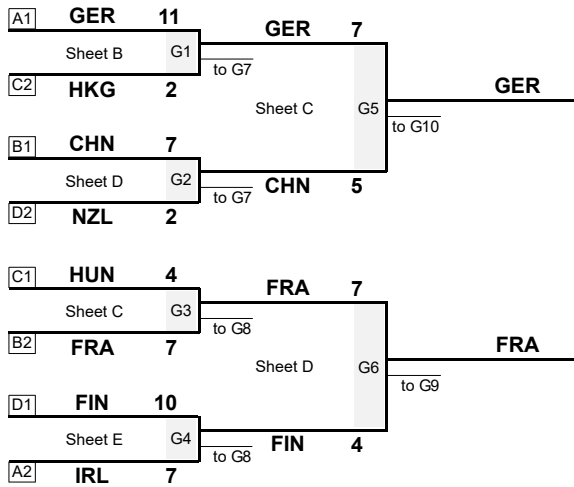
Competition Summary

Merged Group Standings

Rank Team	Round Robin Results		Rank Team	Round Robin Results		Rank Team	Round Robin Results				
	Group Rank	DSC		Group Rank	DSC		Group Rank	DSC			
1 FIN - Finland	D	1	31.86cm	10 GUY - Guyana	C	3	83.72cm	19 UKR - Ukraine	A	5	75.20cm
2 CHN - China	B	1	48.17cm	11 BEL - Belgium	D	3	91.56cm	20 MEX - Mexico	C	5	104.42cm
3 HUN - Hungary	C	1	65.46cm	12 IND - India	A	3	115.20cm	21 POR - Portugal	B	6	57.47cm
4 GER - Germany	A	1	98.00cm	13 AUT - Austria	B	4	33.89cm	22 TPE - Chinese Taipei	A	6	81.44cm
5 FRA - France	B	2	46.31cm	14 LAT - Latvia	A	4	36.37cm	23 BRA - Brazil	D	6	120.26cm
6 IRL - Ireland	A	2	59.63cm	15 LTU - Lithuania	D	4	69.11cm	24 SLO - Slovenia	C	6	122.44cm
7 HKG - Hong Kong	C	2	63.43cm	16 ENG - England	C	4	91.38cm	25 WAL - Wales	B	7	115.68cm
8 NZL - New Zealand	D	2	63.72cm	17 SVK - Slovakia	D	5	33.92cm	26 KGZ - Kyrgyzstan	A	7	186.57cm
9 POL - Poland	B	3	67.98cm	18 JAM - Jamaica	B	5	48.17cm				

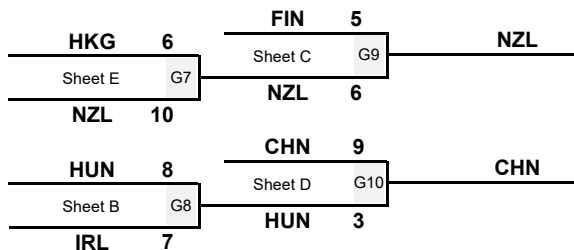
Play-offs Bracket

A-Road



The winners of G5 and G6 qualify the Member Association for the World Mixed Doubles Curling Championship

B-Road



The winners of G9 and G10 qualify the Member Association for the World Mixed Doubles Curling Championship

Legend:			
An	Final rank in Group A	Cn	Final rank in Group C
Dn	Final rank in Group D	L	Loss
Q	Qualified for the play-offs	wn	Number of wins (n) against tied teams
Bn	Final rank in Group B		
EE	Extra End		
W	Win		

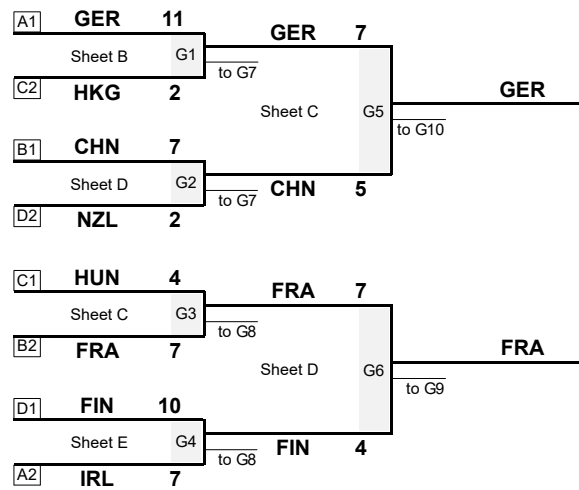


Session Results and Standings

Sheet	Team	LSD/LSFE	1	2	3	4	5	6	7	8	Extra Ends	Total
C	FIN - Finland	122.8cm	0	0	1	0	1	0	3	0		5
	NZL - New Zealand	90.1cm *	1	2	0	0	0	1	0	1	1	6
D	CHN - China	22.9cm *	2	0	2	1	0	4	0	X		9
	HUN - Hungary	227.3cm	0	1	0	0	1	0	1	X		3

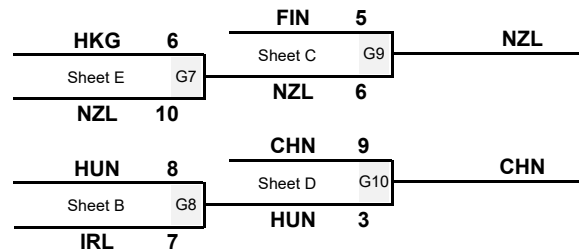
Play-offs Bracket

A-Road



The winners of G5 and G6 qualify the Member Association for the World Mixed Doubles Curling Championship

B-Road



The winners of G9 and G10 qualify the Member Association for the World Mixed Doubles Curling Championship

Legend:

<input type="checkbox"/> Power Play	An Final rank in Group A	Bn Final rank in Group B
Cn Final rank in Group C	Dn Final rank in Group D	LSD Last Stone Draw
LSFE(*) Last Stone First End	X Unplayed/unfinished end due to concession	





THU 7 DEC 2023
Start Time 10:00

Play-off Game 9 - Sheet C

Game Results

Sheet	Team	LSFE	1	2	3	4	5	6	7	8	Extra Ends	Total
C	FIN - Finland		0	0	1	0	1	0	3	0		5
	NZL - New Zealand	*	1	2	0	0	0	1	0	1		6

FIN - Finland	
F	IMMONEN Lotta
M	SIPILA Markus

NZL - New Zealand	
F	SMITH Courtney
M	HOOD Anton

Last Stone Draw		Distance
↻	IMMONEN Lotta	32.0cm
↺	SIPILA Markus	90.8cm
Total		122.8cm

Last Stone Draw		Distance
↻	HOOD Anton	61.5cm
↺	SMITH Courtney	28.6cm
Total		90.1cm

Time remaining: 0 minutes 22 seconds
0 minutes 47 seconds (after extra end)

Time remaining: 0 minutes 21 seconds
1 minute 0 seconds (after extra end)

Time-out: End 8; End 9

Time-out: End 6; End 9

Power Play: End 5

Power Play: End 6

Note:
Team members are identified as follows:
F = Female, M = Male

Legend:
 Power Play ↻ Clockwise ↺ Counter-clockwise
LSFE(*) Last Stone First End





THU 7 DEC 2023
Start Time 10:00

Play-off Game 9 - Sheet D

Game Results

Sheet	Team	LSFE	1	2	3	4	5	6	7	8	Extra Ends	Total
D	CHN - China	*	2	0	2	1	0	4	0	X		9
	HUN - Hungary		0	1	0	0	1	0	1	X		3

CHN - China	
F	YANG Ying
M	TIAN Jiafeng

HUN - Hungary	
F	HALASZ Csilla
M	EZSOL Gabor

Last Stone Draw	Distance
↻ TIAN Jiafeng	18.6cm
↻ YANG Ying	4.3cm
Total	22.9cm

Last Stone Draw	Distance
↻ EZSOL Gabor	71.2cm
↻ HALASZ Csilla	156.1cm
Total	227.3cm

Time remaining: 1 minute 49 seconds

Time remaining: 3 minutes 14 seconds

Power Play: End 7

Note:
Team members are identified as follows:
F = Female, M = Male

Legend:
 Power Play ↻ Clockwise ↺ Counter-clockwise
LSFE(*) Last Stone First End **X** Unplayed/unfinished end due to concession





After Play-off Games 9 & 10

Scoring Analysis

Team	Games	LSFE	Stolen Ends	Last Stone Eff.	Points Scored						Total	Plus / Minus
					0	1	2	3	4	>4		
GER	For	4	22	72%	0	13	14	5	5	1	81	+58
	Against	4	2		1	7	5	2	0	0	23	
CHN	For	7	17	54%	0	19	11	6	4	0	75	+41
	Against	2	3		1	14	5	2	1	0	34	
FRA	For	4	17	42%	1	16	13	2	3	0	60	+25
	Against	4	9		0	16	6	1	1	0	35	
FIN	For	3	16	52%	0	17	12	5	1	0	60	+24
	Against	5	6		1	16	7	2	0	0	36	
HUN	For	5	10	41%	0	13	9	7	1	1	61	+16
	Against	3	11		0	16	11	1	1	0	45	
NZL	For	5	13	34%	1	18	10	4	1	0	54	+10
	Against	3	9		0	15	9	2	0	1	44	
BEL	For	1	11	31%	0	7	6	4	0	1	36	+8
	Against	4	9		0	11	5	1	1	0	28	
IND	For	1	12	42%	0	8	9	2	2	1	45	+7
	Against	5	9		0	10	8	1	1	1	38	
LTU	For	2	10	31%	0	8	8	3	0	0	33	+6
	Against	3	7		0	9	3	4	0	0	27	
POL	For	3	6	46%	0	7	9	1	3	0	40	+1
	Against	3	10		0	15	5	2	2	0	39	
IRL	For	7	11	43%	1	11	15	4	0	1	58	0
	Against	1	10		0	12	7	5	3	1	58	
ENG	For	1	8	39%	0	11	7	2	1	0	35	-1
	Against	4	5		0	8	6	1	2	1	36	
GUY	For	3	11	38%	0	10	6	3	1	0	35	-1
	Against	2	7		0	5	5	4	1	1	36	
UKR	For	5	8	26%	0	12	4	3	1	1	39	-3
	Against	1	14		0	12	9	4	0	0	42	
AUT	For	4	9	31%	0	11	6	2	2	0	37	-4
	Against	2	14		0	12	8	3	1	0	41	
TPE	For	3	10	33%	0	14	3	3	1	1	38	-4
	Against	3	9		0	10	7	3	1	1	42	
HKG	For	4	8	36%	0	12	4	3	2	2	47	-5
	Against	3	13		0	15	5	5	3	0	52	
SVK	For	5	3	27%	0	9	4	1	2	0	28	-5
	Against	0	9		0	9	9	2	0	0	33	
LAT	For	4	7	42%	0	8	6	5	2	0	43	-6
	Against	2	12		0	10	11	3	2	0	49	
JAM	For	1	10	21%	0	9	6	1	2	1	37	-7
	Against	5	10		0	8	9	2	3	0	44	



Scoring Analysis

Team	Games	LSFE	Stolen Ends	Last Stone Eff.	Points Scored						Total	Plus / Minus	
					0	1	2	3	4	>4			
MEX	5	For	2	5	32%	0	9	3	3	2	0	32	-7
		Against	3	7		0	10	5	5	1	0	39	
POR	6	For	3	9	28%	0	9	6	4	1	0	37	-16
		Against	3	14		0	12	8	3	4	0	53	
SLO	5	For	1	5	23%	0	7	4	2	0	0	21	-23
		Against	4	14		0	14	5	4	2	0	44	
WAL	6	For	3	10	13%	0	15	5	1	0	0	28	-25
		Against	3	12		0	7	9	5	2	1	53	
BRA	5	For	1	3	0%	0	8	0	0	0	0	8	-44
		Against	4	17		0	8	10	5	1	1	52	
KGZ	6	For	0	4	25%	0	7	5	2	1	0	27	-45
		Against	6	13		0	7	8	6	5	2	72	
Total	82			255		3	288	185	78	38	10	1'095	

Note:
Stolen ends are the ends won without the last stone advantage.
Last Stone Efficiency: Scoring two or more points with last stone advantage.
Power Play Efficiency: Scoring two or more points by the team calling a Power Play.

Legend:
>4 More than four points scored **Eff.** Efficiency **LSFE** Last Stone First End
PP Power Play



Summary of Big Ends

Points Scored	By	Against	Session	End	Game Result
6	UKR - Ukraine	KGZ - Kyrgyzstan	11	2	13 : 7
5	HKG - Hong Kong	NZL - New Zealand	PO2	6	6 : 10
5	HKG - Hong Kong	GUY - Guyana	12	7	13 : 4
5	BEL - Belgium	BRA - Brazil	14	1	14 : 0
5	GER - Germany	IND - India	7	3	10 : 4
5	HUN - Hungary	ENG - England	5	7	9 : 7
5	IND - India	IRL - Ireland	13	2	7 : 9
5	IRL - Ireland	TPE - Chinese Taipei	11	1	11 : 7
5	JAM - Jamaica	WAL - Wales	11	4	12 : 5
5	TPE - Chinese Taipei	KGZ - Kyrgyzstan	6	3	12 : 5
4	GER - Germany	HKG - Hong Kong	PO1	1	11 : 2
4	GER - Germany	TPE - Chinese Taipei	9	7	9 : 5
4	GER - Germany	KGZ - Kyrgyzstan	4	3	13 : 2
4	GER - Germany	IRL - Ireland	2	5	11 : 2
4	GER - Germany	IRL - Ireland	2	3	11 : 2
4	CHN - China	HUN - Hungary	PO3	6	9 : 3
4	CHN - China	JAM - Jamaica	9	1	10 : 2
4	CHN - China	AUT - Austria	7	7	10 : 3
4	CHN - China	WAL - Wales	2	1	13 : 1
4	FRA - France	POL - Poland	13	6	12 : 3
4	FRA - France	POL - Poland	13	3	12 : 3
4	FRA - France	POR - Portugal	2	4	9 : 7
4	POL - Poland	POR - Portugal	9	7	7 : 6
4	POL - Poland	CHN - China	6	2	W : L
4	POL - Poland	JAM - Jamaica	4	1	10 : 2
4	AUT - Austria	POR - Portugal	11	5	9 : 7
4	AUT - Austria	JAM - Jamaica	6	3	9 : 4
4	HKG - Hong Kong	SLO - Slovenia	10	9	10 : 6
4	HKG - Hong Kong	ENG - England	1	1	7 : 5
4	IND - India	KGZ - Kyrgyzstan	2	6	14 : 3
4	IND - India	KGZ - Kyrgyzstan	2	1	14 : 3
4	JAM - Jamaica	POR - Portugal	13	5	11 : 2
4	JAM - Jamaica	FRA - France	7	5	6 : 8
4	LAT - Latvia	IND - India	11	1	9 : 10
4	LAT - Latvia	KGZ - Kyrgyzstan	9	6	11 : 7
4	MEX - Mexico	ENG - England	10	3	8 : 9
4	MEX - Mexico	HKG - Hong Kong	5	4	7 : 4
4	SVK - Slovakia	BRA - Brazil	10	4	8 : 4

Power Play Analysis

Team	Games	Number of Power Plays	Points Scored in Power Play							Total
			<0	0/X	1	2	3	4	>4	
AUT - Austria	6	5	2	0	1	2	0	0	0	3
BEL - Belgium	5	3	1	0	1	0	1	0	0	2
BRA - Brazil	5	5	2	0	3	0	0	0	0	-1
CHN - China	9	6	0	0	1	2	2	1	0	15
ENG - England	5	5	2	0	1	1	1	0	0	3
FIN - Finland	8	6	0	0	1	3	1	1	0	14
FRA - France	8	8	1	0	0	5	1	1	0	16
GER - Germany	8	4	0	0	1	1	1	1	0	10
GUY - Guyana	5	4	1	0	1	0	2	0	0	6
HKG - Hong Kong	7	7	0	1	3	1	0	0	2	15
HUN - Hungary	8	6	1	0	1	2	1	0	1	11
IND - India	6	4	0	0	1	1	2	0	0	9
IRL - Ireland	8	8	1	1	1	3	2	0	0	11
JAM - Jamaica	6	4	0	0	1	1	0	1	1	12
KGZ - Kyrgyzstan	6	0	0	0	0	0	0	0	0	0
LAT - Latvia	6	6	2	1	0	0	2	1	0	7
LTU - Lithuania	5	2	0	0	1	1	0	0	0	3
MEX - Mexico	5	5	0	1	1	1	2	0	0	9
NZL - New Zealand	8	7	2	0	2	1	1	1	0	9
POL - Poland	6	5	0	0	1	3	0	1	0	11
POR - Portugal	6	6	1	0	2	1	2	0	0	8
SLO - Slovenia	5	4	2	0	0	1	1	0	0	1
SVK - Slovakia	5	5	2	0	3	0	0	0	0	-1
TPE - Chinese Taipei	6	5	0	2	0	2	1	0	0	7



Power Play Analysis

Team	Games	Number of Power Plays	Points Scored in Power Play							Total
			<0	0/X	1	2	3	4	>4	
UKR - Ukraine	6	6	3	0	1	0	1	1	0	1
WAL - Wales	6	5	1	0	3	1	0	0	0	4
Total	82	131	24	6	31	33	24	9	4	185

Note:
Power Play can be used once per game by each team and only when the team has the last stone advantage. Power Play cannot be used in extra ends.

Legend:
<0 Ends scored by the opponent team >4 More than four points scored X Unfinished end due to concession

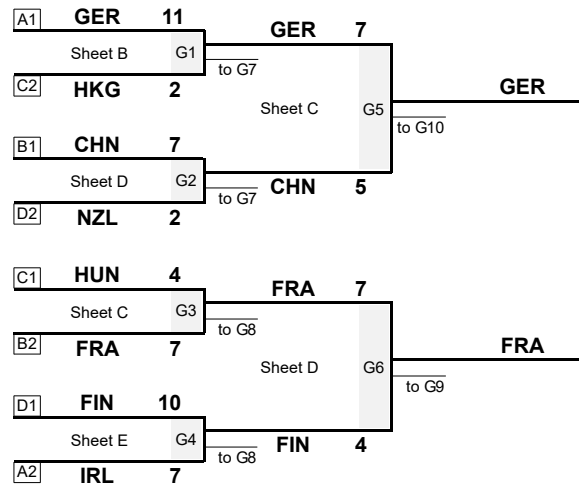


Session Results and Standings

Sheet	Team	LSD/LSFE	1	2	3	4	5	6	7	8	Extra Ends	Total
B	HUN - Hungary	227.2cm	0	3	0	0	2	0	0	3		8
	IRL - Ireland	116.6cm *	1	0	2	1	0	1	2	0		7
C	CHN - China	73.1cm *	1	0	2	0	1	0	1	0		5
	GER - Germany	121.1cm	0	2	0	1	0	3	0	1		7
D	FRA - France	134.1cm *	0	1	1	2	0	2	0	1		7
	FIN - Finland	150.7cm	1	0	0	0	2	0	1	0		4
E	HKG - Hong Kong	229.6cm	0	1	0	0	0	5	0	X		6
	NZL - New Zealand	149.2cm *	3	0	1	1	1	0	4	X		10

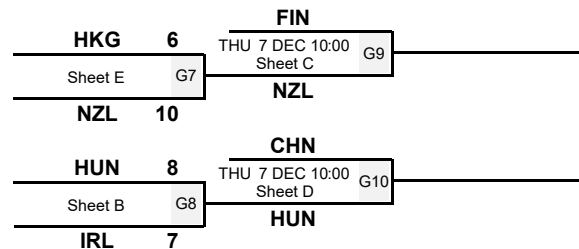
Play-offs Bracket

A-Road



The winners of G5 and G6 qualify the Member Association for the World Mixed Doubles Curling Championship

B-Road



The winners of G9 and G10 qualify the Member Association for the World Mixed Doubles Curling Championship



WMDQE 2023
Dumfries, Scotland

World Mixed Doubles Qualification Event 2023
Dumfries Ice Bowl



WED 6 DEC 2023
Start Time 15:00

Play-off Games 5 - 8

Session Results and Standings

Legend:

Power Play

Cn Final rank in Group C

LSFE(*) Last Stone First End

An Final rank in Group A

Dn Final rank in Group D

X Unplayed/unfinished end due to concession

Bn Final rank in Group B

LSD Last Stone Draw



WED 6 DEC 2023
Start Time 15:00

Play-off Game 8

Game Results

Sheet	Team	LSFE	1	2	3	4	5	6	7	8	Extra	Ends	Total
B	HUN - Hungary		0	3	0	0	2	0	0	3			8
	IRL - Ireland	*	1	0	2	1	0	1	2	0			7

HUN - Hungary	
F	HALASZ Csilla
M	EZSOL Gabor

IRL - Ireland	
F	FYFE Alison
M	WILSON John

Last Stone Draw		Distance
↻	EZSOL Gabor	56.7cm
↺	HALASZ Csilla	170.5cm
Total		227.2cm

Last Stone Draw		Distance
↻	FYFE Alison	94.8cm
↺	WILSON John	21.8cm
Total		116.6cm

Time remaining: 1 minute 55 seconds
Time-out: End 8
Power Play: End 7

Time remaining: 0 minutes 31 seconds
Time-out: End 7
Power Play: End 6

Note:
Team members are identified as follows:
F = Female, M = Male

Legend:
 Power Play ↻ Clockwise ↺ Counter-clockwise
LSFE(*) Last Stone First End





WED 6 DEC 2023
Start Time 15:00

Play-off Game 5

Game Results

Sheet	Team	LSFE	1	2	3	4	5	6	7	8	Extra	Ends	Total
C	CHN - China	*	1	0	2	0	1	0	1	0			5
	GER - Germany		0	2	0	1	0	3	0	1			7

CHN - China	
F	YANG Ying
M	TIAN Jiafeng

GER - Germany	
F	KAPP Lena
M	TOTZEK Sixten

Last Stone Draw	Distance
↻ TIAN Jiafeng	59.0cm
↻ YANG Ying	14.1cm
Total	73.1cm

Last Stone Draw	Distance
↻ TOTZEK Sixten	57.3cm
↻ KAPP Lena	63.8cm
Total	121.1cm

Time remaining: 0 minutes 50 seconds
Time-out: End 8
Power Play: End 7

Time remaining: 2 minutes 45 seconds
Time-out: End 6
Power Play: End 8

Note:
Team members are identified as follows:
F = Female, M = Male

Legend:
 Power Play ↻ Clockwise ↺ Counter-clockwise
LSFE(*) Last Stone First End





WED 6 DEC 2023
Start Time 15:00

Play-off Game 6

Game Results

Sheet	Team	LSFE	1	2	3	4	5	6	7	8	Extra Ends	Total
D	FRA - France	*	0	1	1	2	0	2	0	1		7
	FIN - Finland		1	0	0	0	2	0	1	0		4

FRA - France	
F	SHEVCHUK Kseniya
M	COULOT Wilfrid

FIN - Finland	
F	IMMONEN Lotta
M	SIPILA Markus

Last Stone Draw		Distance
↻	COULOT Wilfrid	21.9cm
↺	SHEVCHUK Kseniya	112.2cm
Total		134.1cm

Last Stone Draw		Distance
↻	IMMONEN Lotta	72.1cm
↺	SIPILA Markus	78.6cm
Total		150.7cm

Time remaining: 1 minute 5 seconds
Time-out: End 8
Power Play: End 6

Time remaining: 0 minutes 21 seconds
Time-out: End 6
Power Play: End 5

Note:
Team members are identified as follows:
F = Female, M = Male

Legend:
 Power Play ↻ Clockwise ↺ Counter-clockwise
LSFE(*) Last Stone First End





WED 6 DEC 2023
Start Time 15:00

Play-off Game 7

Game Results

Sheet	Team	LSFE	1	2	3	4	5	6	7	8	Extra Ends	Total
E	HKG - Hong Kong		0	1	0	0	0	5	0	X		6
	NZL - New Zealand	*	3	0	1	1	1	0	4	X		10

HKG - Hong Kong	
F	HUNG Ling-Yue
M	CHANG Jason

NZL - New Zealand	
F	SMITH Courtney
M	HOOD Anton

Last Stone Draw		Distance
↻	HUNG Ling-Yue	30.0cm
↺	CHANG Jason	199.6cm
Total		229.6cm

Last Stone Draw		Distance
↻	HOOD Anton	32.3cm
↺	SMITH Courtney	116.9cm
Total		149.2cm

Time remaining: 1 minute 10 seconds
Power Play: End 6

Time remaining: 0 minutes 25 seconds
Time-out: End 6
Power Play: End 7

Note:
Team members are identified as follows:
F = Female, M = Male

Legend:
 Power Play ↻ Clockwise ↺ Counter-clockwise
LSFE(*) Last Stone First End **X** Unplayed/unfinished end due to concession





WED 6 DEC 2023
Start Time 10:00

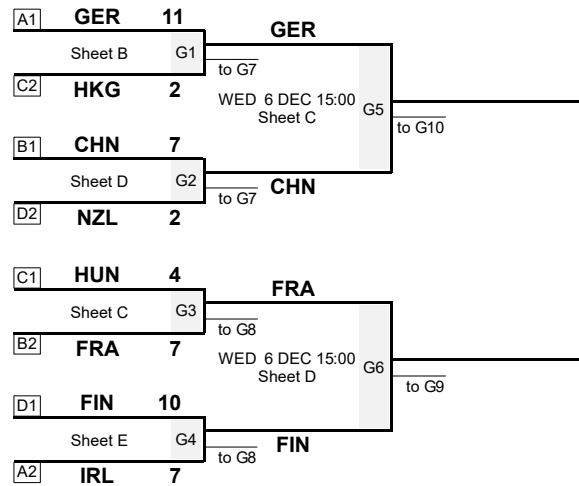
Play-off Games 1 - 4

Session Results and Standings

Sheet	Team	LSD/LSFE	1	2	3	4	5	6	7	8	Extra Ends	Total
B	HKG - Hong Kong	174.1cm	0	0	0	2	0	0	X	X		2
	GER - Germany	102.3cm *	4	2	1	0	3	1	X	X		11
C	FRA - France	66.5cm	1	1	0	1	0	2	0	2		7
	HUN - Hungary	52.6cm *	0	0	1	0	1	0	2	0		4
D	CHN - China	40.0cm *	2	1	1	1	0	0	2	X		7
	NZL - New Zealand	242.9cm	0	0	0	0	1	1	0	X		2
E	IRL - Ireland	58.6cm *	0	1	0	2	0	3	1	0		7
	FIN - Finland	399.2cm	1	0	3	0	4	0	0	2		10

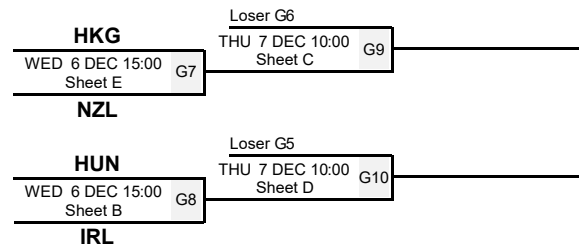
Play-offs Bracket

A-Road



The winners of G5 and G6 qualify the Member Association for the World Mixed Doubles Curling Championship

B-Road



The winners of G9 and G10 qualify the Member Association for the World Mixed Doubles Curling Championship



WMDQE 2023
Dumfries, Scotland

World Mixed Doubles Qualification Event 2023
Dumfries Ice Bowl



WED 6 DEC 2023
Start Time 10:00

Play-off Games 1 - 4

Session Results and Standings

Legend:		
<input type="checkbox"/> Power Play	An Final rank in Group A	Bn Final rank in Group B
Cn Final rank in Group C	Dn Final rank in Group D	LSD Last Stone Draw
LSFE(*) Last Stone First End	X Unplayed/unfinished end due to concession	



WED 6 DEC 2023
Start Time 10:00

Play-off Game 3 - Sheet C

Game Results

Sheet	Team	LSFE	1	2	3	4	5	6	7	8	Extra Ends	Total
C	FRA - France		1	1	0	1	0	2	0	2		7
	HUN - Hungary	*	0	0	1	0	1	0	2	0		4

FRA - France	
F	SHEVCHUK Kseniya
M	COULOT Wilfrid

HUN - Hungary	
F	HALASZ Csilla
M	EZSOL Gabor

Last Stone Draw		Distance
	COULOT Wilfrid	17.8cm
	SHEVCHUK Kseniya	48.7cm
Total		66.5cm

Time remaining: 1 minute 6 seconds
Power Play: End 6

Last Stone Draw		Distance
	EZSOL Gabor	38.2cm
	HALASZ Csilla	14.4cm
Total		52.6cm

Time remaining: 2 minutes 24 seconds
Time-out: End 8
Power Play: End 7

Note:
Team members are identified as follows:
F = Female, M = Male

Legend:
 Power Play Clockwise Counter-clockwise
LSFE(*) Last Stone First End





WED 6 DEC 2023
Start Time 10:00

Play-off Game 2 - Sheet D

Game Results

Sheet	Team	LSFE	1	2	3	4	5	6	7	8	Extra Ends	Total
D	CHN - China	*	2	1	1	1	0	0	2	X		7
	NZL - New Zealand		0	0	0	0	1	1	0	X		2

CHN - China	
F	YANG Ying
M	TIAN Jiafeng

NZL - New Zealand	
F	SMITH Courtney
M	HOOD Anton

Last Stone Draw		Distance
↻	TIAN Jiafeng	28.8cm
↺	YANG Ying	11.2cm
Total		40.0cm

Last Stone Draw		Distance
↻	SMITH Courtney	152.3cm
↺	HOOD Anton	90.6cm
Total		242.9cm

Time remaining: 5 minutes 16 seconds

Time remaining: 3 minutes 30 seconds

Time-out: End 7

Power Play: End 7

Note:
Team members are identified as follows:
F = Female, M = Male

Legend:
 Power Play ↻ Clockwise ↺ Counter-clockwise
LSFE(*) Last Stone First End **X** Unplayed/unfinished end due to concession





WED 6 DEC 2023
Start Time 10:00

Play-off Game 4 - Sheet E

Game Results

Sheet	Team	LSFE	1	2	3	4	5	6	7	8	Extra Ends	Total
E	IRL - Ireland	*	0	1	0	2	0	3	1	0		7
	FIN - Finland		1	0	3	0	4	0	0	2		10

IRL - Ireland	
F	FYFE Alison
M	WILSON John

FIN - Finland	
F	IMMONEN Lotta
M	SIPILA Markus

Last Stone Draw		Distance
	FYFE Alison	18.7cm
	WILSON John	39.9cm
Total		58.6cm

Last Stone Draw		Distance
	SIPILA Markus	199.6cm
	IMMONEN Lotta	199.6cm
Total		399.2cm

Time remaining: 2 minutes 46 seconds
Power Play: End 6

Time remaining: 1 minute 7 seconds
Time-out: End 8
Power Play: End 5

Note:
Team members are identified as follows:
F = Female, M = Male

Legend:
 Power Play Clockwise Counter-clockwise
LSFE(*) Last Stone First End



Competition Matrix

Group A

Team	GER	IND	IRL	KGZ	LAT	TPE	UKR
GER		10 - 4	11 - 2	13 - 2	12 - 0	9 - 5	8 - 3
IND	4 - 10		7 - 9	14 - 3	10 - 9	2 - 5	8 - 2
IRL	2 - 11	9 - 7		9 - 3	8 - 5	11 - 7	5 - 7
KGZ	2 - 13	3 - 14	3 - 9		7 - 11	5 - 12	7 - 13
LAT	0 - 12	9 - 10	5 - 8	11 - 7		9 - 4	9 - 8
TPE	5 - 9	5 - 2	7 - 11	12 - 5	4 - 9		5 - 6
UKR	3 - 8	2 - 8	7 - 5	13 - 7	8 - 9	6 - 5	

Standings after Round Robin

Rank	Team	Games	Wins	Losses	
1	GER - Germany	6	6	0	Q
2	IRL - Ireland	6	4	2	Q
3	IND - India	6	3	3	w2
4	LAT - Latvia	6	3	3	w1
5	UKR - Ukraine	6	3	3	w0
6	TPE - Chinese Taipei	6	2	4	
7	KGZ - Kyrgyzstan	6	0	6	

Competition Matrix

Group B

Team	AUT	CHN	FRA	JAM	POL	POR	WAL
AUT		3 - 10	3 - 8	9 - 4	8 - 5	9 - 7	5 - 7
CHN	10 - 3		6 - 1	10 - 2	L - W	9 - 6	13 - 1
FRA	8 - 3	1 - 6		8 - 6	12 - 3	9 - 7	8 - 2
JAM	4 - 9	2 - 10	6 - 8		2 - 10	11 - 2	12 - 5
POL	5 - 8	W - L	3 - 12	10 - 2		7 - 6	6 - 5
POR	7 - 9	6 - 9	7 - 9	2 - 11	6 - 7		9 - 8
WAL	7 - 5	1 - 13	2 - 8	5 - 12	5 - 6	8 - 9	

Standings after Round Robin

Rank	Team	Games	Wins	Losses		
1	CHN - China	6	5	1	Q	w1
2	FRA - France	6	5	1	Q	w0
3	POL - Poland	6	4	2		
4	AUT - Austria	6	3	3		
5	JAM - Jamaica	6	2	4		
6	POR - Portugal	6	1	5		w1
7	WAL - Wales	6	1	5		w0

Competition Matrix

Group C

Team	ENG	GUY	HKG	HUN	MEX	SLO
ENG		7 - 8	5 - 7	7 - 9	9 - 8	7 - 4
GUY	8 - 7		4 - 13	4 - 9	9 - 4	10 - 3
HKG	7 - 5	13 - 4		5 - 9	4 - 7	10 - 6
HUN	9 - 7	9 - 4	9 - 5		11 - 4	8 - 2
MEX	8 - 9	4 - 9	7 - 4	4 - 11		9 - 6
SLO	4 - 7	3 - 10	6 - 10	2 - 8	6 - 9	

Standings after Round Robin

Rank	Team	Games	Wins	Losses	
1	HUN - Hungary	5	5	0	Q
2	HKG - Hong Kong	5	3	2	Q w1
3	GUY - Guyana	5	3	2	w0
4	ENG - England	5	2	3	w1
5	MEX - Mexico	5	2	3	w0
6	SLO - Slovenia	5	0	5	

Competition Matrix

Group D

Team	BEL	BRA	FIN	LTU	NZL	SVK
BEL		14 - 0	3 - 9	9 - 4	3 - 9	7 - 6
BRA	0 - 14		0 - 11	2 - 9	2 - 10	4 - 8
FIN	9 - 3	11 - 0		6 - 3	7 - 6	8 - 4
LTU	4 - 9	9 - 2	3 - 6		6 - 8	11 - 2
NZL	9 - 3	10 - 2	6 - 7	8 - 6		3 - 8
SVK	6 - 7	8 - 4	4 - 8	2 - 11	8 - 3	

Standings after Round Robin

Rank	Team	Games	Wins	Losses	
1	FIN - Finland	5	5	0	Q
2	NZL - New Zealand	5	3	2	Q w1
3	BEL - Belgium	5	3	2	w0
4	LTU - Lithuania	5	2	3	w1
5	SVK - Slovakia	5	2	3	w0
6	BRA - Brazil	5	0	5	

Legend:

L Loss

Q Qualified for the play-offs

W Win

wn Number of wins (n) against tied teams

Draw Shot Challenge by Group

Group A		Stone Rotation	Last Stone Draw in each Round Robin Game						DSC
Rank	Team		1	2	3	4	5	6	
1	LAT - Latvia	↻	147.3	32.9	30.5	64.5	34.9	24.2	36.37cm
		↻	33.2	28.5	26.1	44.9	31.8	17.8	
2	IRL - Ireland	↻	165.7	140.0	47.8	68.6	9.7	145.8	59.63cm
		↻	77.9	71.8	16.1	23.9	80.9	11.0	
3	UKR - Ukraine	↻	14.4	47.3	54.1	178.7	47.4	39.2	75.20cm
		↻	46.2	67.8	199.6	159.3	61.6	5.6	
4	TPE - Chinese Taipei	↻	54.5	54.6	121.7	52.8	199.6	40.2	81.44cm
		↻	20.9	122.5	199.6	60.4	46.0	51.0	
5	GER - Germany	↻	199.6	19.4	7.5	35.0	6.0	10.5	98.00cm
		↻	199.6	199.6	41.7	189.7	183.5	63.7	
6	IND - India	↻	23.1	105.5	199.6	199.6	61.8	199.6	115.20cm
		↻	199.6	17.3	30.7	199.6	199.6	4.0	
7	KGZ - Kyrgyzstan	↻	199.6	199.6	199.6	199.6	199.6	199.6	186.57cm
		↻	199.6	127.3	199.6	199.6	154.6	52.5	

Group B		Stone Rotation	Last Stone Draw in each Round Robin Game						DSC
Rank	Team		1	2	3	4	5	6	
1	AUT - Austria	↻	67.1	6.8	16.3	36.0	8.9	150.5	33.89cm
		↻	87.3	30.0	26.0	26.6	199.6	48.6	
2	FRA - France	↻	68.2	14.6	86.9	72.7	14.4	199.6	46.31cm
		↻	28.7	199.6	22.5	43.6	65.2	199.6	
3	JAM - Jamaica	↻	61.1	35.0	47.7	56.5	59.0	70.3	48.17cm
		↻	44.0	14.2	73.9	42.1	109.0	15.4	
4	CHN - China	↻	31.0	89.5	53.5	135.5	20.4	18.6	48.17cm
		↻	37.4	15.0	66.9	92.8	27.0	88.4	
5	POR - Portugal	↻	12.4	199.6	199.6	30.8	71.0	100.1	57.47cm
		↻	11.2	41.8	70.9	44.8	34.7	46.9	
6	POL - Poland	↻	160.5	37.4	37.6	62.1	161.6	60.7	67.98cm
		↻	35.7	45.3	159.1	40.9	33.2	24.0	
7	WAL - Wales	↻	104.9	108.1	115.2	186.4	27.4	26.9	115.68cm
		↻	199.6	138.1	199.6	82.0	79.4	10.5	



After Round Robin

Scoring Analysis

Team	Games	LSFE	Stolen Ends	Last Stone Eff.	Points Scored						Total	Plus / Minus
					0	1	2	3	4	>4		
GER	For	3	19	75%	0	9	12	3	4	1	63	+47
	Against	3	2		1	4	3	2	0	0	16	
CHN	For	4	13	50%	0	12	6	6	3	0	54	+32
	Against	2	2		1	7	4	1	1	0	22	
FIN	For	3	13	62%	0	12	10	3	0	0	41	+25
	Against	2	1		0	7	3	1	0	0	16	
HUN	For	4	10	50%	0	8	7	5	1	1	46	+24
	Against	1	6		0	9	5	1	0	0	22	
FRA	For	3	13	42%	1	10	9	2	3	0	46	+19
	Against	3	8		0	12	4	1	1	0	27	
NZL	For	3	8	44%	0	9	9	3	0	0	36	+10
	Against	2	5		0	9	7	1	0	0	26	
BEL	For	1	11	31%	0	7	6	4	0	1	36	+8
	Against	4	9		0	11	5	1	1	0	28	
HKG	For	4	8	40%	0	11	3	3	2	1	39	+8
	Against	1	8		0	10	4	3	1	0	31	
IND	For	1	12	42%	0	8	9	2	2	1	45	+7
	Against	5	9		0	10	8	1	1	1	38	
LTU	For	2	10	31%	0	8	8	3	0	0	33	+6
	Against	3	7		0	9	3	4	0	0	27	
IRL	For	5	8	43%	1	6	12	3	0	1	44	+4
	Against	1	9		0	11	5	2	2	1	40	
POL	For	3	6	46%	0	7	9	1	3	0	40	+1
	Against	3	10		0	15	5	2	2	0	39	
ENG	For	1	8	39%	0	11	7	2	1	0	35	-1
	Against	4	5		0	8	6	1	2	1	36	
GUY	For	3	11	38%	0	10	6	3	1	0	35	-1
	Against	2	7		0	5	5	4	1	1	36	
UKR	For	5	8	26%	0	12	4	3	1	1	39	-3
	Against	1	14		0	12	9	4	0	0	42	
AUT	For	4	9	31%	0	11	6	2	2	0	37	-4
	Against	2	14		0	12	8	3	1	0	41	
TPE	For	3	10	33%	0	14	3	3	1	1	38	-4
	Against	3	9		0	10	7	3	1	1	42	
SVK	For	5	3	27%	0	9	4	1	2	0	28	-5
	Against	0	9		0	9	9	2	0	0	33	
LAT	For	4	7	42%	0	8	6	5	2	0	43	-6
	Against	2	12		0	10	11	3	2	0	49	
JAM	For	1	10	21%	0	9	6	1	2	1	37	-7
	Against	5	10		0	8	9	2	3	0	44	

Scoring Analysis

Team	Games	LSFE	Stolen Ends	Last Stone Eff.	Points Scored						Total	Plus / Minus	
					0	1	2	3	4	>4			
MEX	5	For	2	5	32%	0	9	3	3	2	0	32	-7
		Against	3	7		0	10	5	5	1	0	39	
POR	6	For	3	9	28%	0	9	6	4	1	0	37	-16
		Against	3	14		0	12	8	3	4	0	53	
SLO	5	For	1	5	23%	0	7	4	2	0	0	21	-23
		Against	4	14		0	14	5	4	2	0	44	
WAL	6	For	3	10	13%	0	15	5	1	0	0	28	-25
		Against	3	12		0	7	9	5	2	1	53	
BRA	5	For	1	3	0%	0	8	0	0	0	0	8	-44
		Against	4	17		0	8	10	5	1	1	52	
KGZ	6	For	0	4	25%	0	7	5	2	1	0	27	-45
		Against	6	13		0	7	8	6	5	2	72	
Total	72			233		2	246	165	70	34	9	968	

Note:

Stolen ends are the ends won without the last stone advantage.
Last Stone Efficiency: Scoring two or more points with last stone advantage.
Power Play Efficiency: Scoring two or more points by the team calling a Power Play.

Legend:

>4 More than four points scored **Eff.** Efficiency **LSFE** Last Stone First End
PP Power Play

Summary of Big Ends

Points Scored	By	Against	Session	End	Game Result
6	UKR - Ukraine	KGZ - Kyrgyzstan	11	2	13 : 7
5	BEL - Belgium	BRA - Brazil	14	1	14 : 0
5	GER - Germany	IND - India	7	3	10 : 4
5	HKG - Hong Kong	GUY - Guyana	12	7	13 : 4
5	HUN - Hungary	ENG - England	5	7	9 : 7
5	IND - India	IRL - Ireland	13	2	7 : 9
5	IRL - Ireland	TPE - Chinese Taipei	11	1	11 : 7
5	JAM - Jamaica	WAL - Wales	11	4	12 : 5
5	TPE - Chinese Taipei	KGZ - Kyrgyzstan	6	3	12 : 5
4	GER - Germany	TPE - Chinese Taipei	9	7	9 : 5
4	GER - Germany	KGZ - Kyrgyzstan	4	3	13 : 2
4	GER - Germany	IRL - Ireland	2	5	11 : 2
4	GER - Germany	IRL - Ireland	2	3	11 : 2
4	CHN - China	JAM - Jamaica	9	1	10 : 2
4	CHN - China	AUT - Austria	7	7	10 : 3
4	CHN - China	WAL - Wales	2	1	13 : 1
4	FRA - France	POL - Poland	13	6	12 : 3
4	FRA - France	POL - Poland	13	3	12 : 3
4	FRA - France	POR - Portugal	2	4	9 : 7
4	POL - Poland	POR - Portugal	9	7	7 : 6
4	POL - Poland	CHN - China	6	2	W : L
4	POL - Poland	JAM - Jamaica	4	1	10 : 2
4	AUT - Austria	POR - Portugal	11	5	9 : 7
4	AUT - Austria	JAM - Jamaica	6	3	9 : 4
4	HKG - Hong Kong	SLO - Slovenia	10	9	10 : 6
4	HKG - Hong Kong	ENG - England	1	1	7 : 5
4	IND - India	KGZ - Kyrgyzstan	2	6	14 : 3
4	IND - India	KGZ - Kyrgyzstan	2	1	14 : 3
4	JAM - Jamaica	POR - Portugal	13	5	11 : 2
4	JAM - Jamaica	FRA - France	7	5	6 : 8
4	LAT - Latvia	IND - India	11	1	9 : 10
4	LAT - Latvia	KGZ - Kyrgyzstan	9	6	11 : 7
4	MEX - Mexico	ENG - England	10	3	8 : 9
4	MEX - Mexico	HKG - Hong Kong	5	4	7 : 4
4	SVK - Slovakia	BRA - Brazil	10	4	8 : 4
4	SVK - Slovakia	BEL - Belgium	3	5	6 : 7
4	ENG - England	MEX - Mexico	10	6	9 : 8
4	GUY - Guyana	SLO - Slovenia	8	2	10 : 3

Power Play Analysis

Team	Games	Number of Power Plays	Points Scored in Power Play							Total
			<0	0/X	1	2	3	4	>4	
AUT - Austria	6	5	2	0	1	2	0	0	0	3
BEL - Belgium	5	3	1	0	1	0	1	0	0	2
BRA - Brazil	5	5	2	0	3	0	0	0	0	-1
CHN - China	6	4	0	0	0	1	2	1	0	12
ENG - England	5	5	2	0	1	1	1	0	0	3
FIN - Finland	5	3	0	0	0	2	1	0	0	7
FRA - France	6	6	1	0	0	3	1	1	0	12
GER - Germany	6	2	0	0	0	1	0	1	0	6
GUY - Guyana	5	4	1	0	1	0	2	0	0	6
HKG - Hong Kong	5	5	0	1	3	0	0	0	1	8
HUN - Hungary	5	3	0	0	0	1	1	0	1	10
IND - India	6	4	0	0	1	1	2	0	0	9
IRL - Ireland	6	6	1	1	0	3	1	0	0	7
JAM - Jamaica	6	4	0	0	1	1	0	1	1	12
KGZ - Kyrgyzstan	6	0	0	0	0	0	0	0	0	0
LAT - Latvia	6	6	2	1	0	0	2	1	0	7
LTU - Lithuania	5	2	0	0	1	1	0	0	0	3
MEX - Mexico	5	5	0	1	1	1	2	0	0	9
NZL - New Zealand	5	5	2	0	1	1	1	0	0	4
POL - Poland	6	5	0	0	1	3	0	1	0	11
POR - Portugal	6	6	1	0	2	1	2	0	0	8
SLO - Slovenia	5	4	2	0	0	1	1	0	0	1
SVK - Slovakia	5	5	2	0	3	0	0	0	0	-1
TPE - Chinese Taipei	6	5	0	2	0	2	1	0	0	7



Power Play Analysis

Team	Games	Number of Power Plays	Points Scored in Power Play							Total
			<0	0/X	1	2	3	4	>4	
UKR - Ukraine	6	6	3	0	1	0	1	1	0	1
WAL - Wales	6	5	1	0	3	1	0	0	0	4
Total	72	113	23	6	25	27	22	7	3	150

Note:
Power Play can be used once per game by each team and only when the team has the last stone advantage. Power Play cannot be used in extra ends.

Legend:
<0 Ends scored by the opponent team >4 More than four points scored X Unfinished end due to concession



TUE 5 DEC 2023
Start Time 19:30

Round Robin Session 14

Session Results and Standings

Sheet	Team	LSD/LSFE	1	2	3	4	5	6	7	8	Extra Ends	Total
B	BEL - Belgium	47.7cm *	5	1	1	2	2	3	X	X		14
	BRA - Brazil	399.2cm	0	0	0	0	0	0	X	X		0
C	MEX - Mexico	293.3cm	0	2	0	1	0	1	0	X		4
	HUN - Hungary	84.7cm *	3	0	3	0	3	0	2	X		11
D	NZL - New Zealand	59.5cm	0	0	0	1	0	2	0	X		3
	SVK - Slovakia	47.7cm *	3	2	1	0	1	0	1	X		8
E	GUY - Guyana	103.4cm *	0	2	0	2	0	3	0	1		8
	ENG - England	283.0cm	1	0	2	0	3	0	1	0		7

Standings after Round Robin

Group A					Group B						
Rank	Team	Games	Wins	Losses	Rank	Team	Games	Wins	Losses		
1	GER - Germany	6	6	0	Q	1	CHN - China	6	5	1	Q w1
2	IRL - Ireland	6	4	2	Q	2	FRA - France	6	5	1	Q w0
3	IND - India	6	3	3	w2	3	POL - Poland	6	4	2	
4	LAT - Latvia	6	3	3	w1	4	AUT - Austria	6	3	3	
5	UKR - Ukraine	6	3	3	w0	5	JAM - Jamaica	6	2	4	
6	TPE - Chinese Taipei	6	2	4		6	POR - Portugal	6	1	5	w1
7	KGZ - Kyrgyzstan	6	0	6		7	WAL - Wales	6	1	5	w0

Group C					Group D						
Rank	Team	Games	Wins	Losses	Rank	Team	Games	Wins	Losses		
1	HUN - Hungary	5	5	0	Q	1	FIN - Finland	5	5	0	Q
2	HKG - Hong Kong	5	3	2	Q w1	2	NZL - New Zealand	5	3	2	Q w1
3	GUY - Guyana	5	3	2	w0	3	BEL - Belgium	5	3	2	w0
4	ENG - England	5	2	3	w1	4	LTU - Lithuania	5	2	3	w1
5	MEX - Mexico	5	2	3	w0	5	SVK - Slovakia	5	2	3	w0
6	SLO - Slovenia	5	0	5		6	BRA - Brazil	5	0	5	

Legend:
 Power Play **LSD** Last Stone Draw **LSFE(*)** Last Stone First End
Q Qualified for the play-offs **wn** Number of wins (n) against tied teams **X** Unplayed/unfinished end due to concession





TUE 5 DEC 2023
Start Time 19:30

Round Robin Session 14
Group D - Sheet B

Game Results

Sheet	Team	LSFE	1	2	3	4	5	6	7	8	Extra Ends	Total
B	BEL - Belgium	*	5	1	1	2	2	3	X	X		14
	BRA - Brazil		0	0	0	0	0	0	X	X		0

BEL - Belgium	
F	VAN OOSTERWYCK Caro
M	SPRUYT Jeroen

BRA - Brazil	
F	DE SOUZA CAMPOS FC
M	RIBEIRO PIRES Felipe Augusto

Last Stone Draw		Distance
↻	SPRUYT Jeroen	19.0cm
↺	VAN OOSTERWYCK Caro	28.7cm
Total		47.7cm

Last Stone Draw		Distance
↻	RIBEIRO PIRES Felipe Augusto	199.6cm
↺	DE SOUZA CAMPOS Fabiana Cristina	199.6cm
Total		399.2cm

Time remaining: 6 minutes 31 seconds

Time remaining: 3 minutes 51 seconds

Power Play: End 4

Note:
Team members are identified as follows:
F = Female, M = Male

Legend:
 Power Play ↻ Clockwise ↺ Counter-clockwise
LSFE(*) Last Stone First End **X** Unplayed/unfinished end due to concession





TUE 5 DEC 2023
Start Time 19:30

Round Robin Session 14
Group C - Sheet C

Game Results

Sheet	Team	LSFE	1	2	3	4	5	6	7	8	Extra Ends	Total
C	MEX - Mexico		0	2	0	1	0	1	0	X		4
	HUN - Hungary	*	3	0	3	0	3	0	2	X		11

MEX - Mexico	
F	QUINTERO Stefana
M	ABREU Ismael

HUN - Hungary	
F	HALASZ Csilla
M	EZSOL Gabor

Last Stone Draw	Distance
↻ ABREU Ismael	110.4cm
↻ QUINTERO Stefana	182.9cm
Total	293.3cm

Last Stone Draw	Distance
↻ EZSOL Gabor	19.6cm
↻ HALASZ Csilla	65.1cm
Total	84.7cm

Time remaining: 3 minutes 27 seconds

Power Play: End 4

Time remaining: 3 minutes 37 seconds

Power Play: End 7

Note:
Team members are identified as follows:
F = Female, M = Male

Legend:
 Power Play ↻ Clockwise ↺ Counter-clockwise
LSFE(*) Last Stone First End **X** Unplayed/unfinished end due to concession





WMDQE 2023
Dumfries, Scotland

World Mixed Doubles Qualification Event 2023
Dumfries Ice Bowl



TUE 5 DEC 2023
Start Time 19:30

Round Robin Session 14
Group C - Sheet E

Game Results

Sheet	Team	LSFE	1	2	3	4	5	6	7	8	Extra Ends	Total
E	GUY - Guyana	*	0	2	0	2	0	3	0	1		8
	ENG - England		1	0	2	0	3	0	1	0		7

GUY - Guyana	
F	HUSSAIN Farzana
M	HUSAIN Rayad

ENG - England	
F	OPEL Lina
M	OPEL Michael

Last Stone Draw		Distance
↻	HUSSAIN Farzana	34.3cm
↺	HUSAIN Rayad	69.1cm
Total		103.4cm

Last Stone Draw		Distance
↻	OPEL Michael	145.1cm
↺	OPEL Lina	137.9cm
Total		283.0cm

Time remaining: 1 minute 22 seconds
Time-out: End 7
Power Play: End 6

Time remaining: 2 minutes 3 seconds
Time-out: End 6
Power Play: End 5

Note:
Team members are identified as follows:
F = Female, M = Male

Legend:
 Power Play ↻ Clockwise ↺ Counter-clockwise
LSFE(*) Last Stone First End



Session Results and Standings

Sheet	Team	LSD/LSFE	1	2	3	4	5	6	7	8	Extra Ends	Total
A	AUT - Austria	199.1cm	1	1	0	0	3	0	0	0		5
	WAL - Wales	37.4cm *	0	0	1	2	0	1	2	1		7
B	IRL - Ireland	156.8cm *	1	0	2	2	2	2	0	X		9
	IND - India	203.6cm	0	5	0	0	0	0	2	X		7
C	UKR - Ukraine	44.8cm *	0	0	2	1	0	0	0	X		3
	GER - Germany	74.2cm	1	1	0	0	3	2	1	X		8
D	TPE - Chinese Taipei	91.2cm	0	1	0	0	2	0	1	X		4
	LAT - Latvia	42.0cm *	2	0	2	2	0	3	0	X		9
E	POR - Portugal	147.0cm	0	0	2	0	0	0	0	X		2
	JAM - Jamaica	85.7cm *	1	1	0	1	4	2	2	X		11
F	FRA - France	399.2cm	2	0	4	2	0	4	X	X		12
	POL - Poland	84.7cm *	0	1	0	0	2	0	X	X		3

Current Standings

Group A					Group B				
Rank	Team	Games	Wins	Losses	Rank	Team	Games	Wins	Losses
1	GER - Germany	6	6	0	1	CHN - China	6	5	1
2	IRL - Ireland	6	4	2	2	FRA - France	6	5	1
3	IND - India	6	3	3	3	POL - Poland	6	4	2
4	LAT - Latvia	6	3	3	4	AUT - Austria	6	3	3
5	UKR - Ukraine	6	3	3	5	JAM - Jamaica	6	2	4
6	TPE - Chinese Taipei	6	2	4	6	POR - Portugal	6	1	5
7	KGZ - Kyrgyzstan	6	0	6	7	WAL - Wales	6	1	5

Group C					Group D				
Rank	Team	Games	Wins	Losses	Rank	Team	Games	Wins	Losses
1	HUN - Hungary	4	4	0	1	FIN - Finland	5	5	0
2	HKG - Hong Kong	5	3	2	2	NZL - New Zealand	4	3	1
3	ENG - England	4	2	2	3	BEL - Belgium	4	2	2
3	GUY - Guyana	4	2	2	4	LTU - Lithuania	5	2	3
3	MEX - Mexico	4	2	2	5	SVK - Slovakia	4	1	3
6	SLO - Slovenia	5	0	5	6	BRA - Brazil	4	0	4

Note:
Under WCF rules, tie-breaking rules for standings are not applied until after the last game of the round robin.

Legend:
 Power Play **LSD** Last Stone Draw **LSFE(*)** Last Stone First End
 Qualified for the play-offs **wn** Number of wins (n) against tied teams **X** Unplayed/unfinished end due to concession



TUE 5 DEC 2023
Start Time 16:00

Round Robin Session 13
Group B - Sheet A

Game Results

Sheet	Team	LSFE	1	2	3	4	5	6	7	8	Extra	Ends	Total
A	AUT - Austria		1	1	0	0	3	0	0	0			5
	WAL - Wales	*	0	0	1	2	0	1	2	1			7

AUT - Austria	
F	PFLUEGLER Astrid
M	HOFER Matthaeus

WAL - Wales	
F	BEEVER Laura
M	COOMBS Garry

Last Stone Draw		Distance
	PFLUEGLER Astrid	150.5cm
	HOFER Matthaeus	48.6cm
Total		199.1cm

Last Stone Draw		Distance
	BEEVER Laura	26.9cm
	COOMBS Garry	10.5cm
Total		37.4cm

Time remaining: 2 minutes 39 seconds
Power Play: End 8

Time remaining: 1 minute 46 seconds
Time-out: End 8

Note:
Team members are identified as follows:
F = Female, M = Male

Legend:
 Power Play Clockwise Counter-clockwise
LSFE(*) Last Stone First End



TUE 5 DEC 2023
Start Time 16:00

Round Robin Session 13
Group A - Sheet B

Game Results

Sheet	Team	LSFE	1	2	3	4	5	6	7	8	Extra Ends	Total
B	IRL - Ireland	*	1	0	2	2	2	2	0	X		9
	IND - India		0	5	0	0	0	0	2	X		7

IRL - Ireland	
F	FYFE Alison
M	WILSON John

IND - India	
F	CHAUDHARI Namini
M	RAJU P. N.

Last Stone Draw		Distance
↻	WILSON John	145.8cm
↺	FYFE Alison	11.0cm
Total		156.8cm

Last Stone Draw		Distance
↻	CHAUDHARI Namini	199.6cm
↺	RAJU P. N.	4.0cm
Total		203.6cm

Time remaining: 3 minutes 29 seconds
Power Play: End 8

Time remaining: 1 minute 32 seconds
Time-out: End 8
Power Play: End 7

Note:
Team members are identified as follows:
F = Female, M = Male

Legend:
 Power Play ↻ Clockwise ↺ Counter-clockwise
LSFE(*) Last Stone First End **X** Unplayed/unfinished end due to concession





TUE 5 DEC 2023
Start Time 16:00

Round Robin Session 13
Group A - Sheet C

Game Results

Sheet	Team	LSFE	1	2	3	4	5	6	7	8	Extra	Ends	Total
C	UKR - Ukraine	*	0	0	2	1	0	0	0	X			3
	GER - Germany		1	1	0	0	3	2	1	X			8

UKR - Ukraine	
F	MOSKALENKO Diana
M	SUHAK Artem

GER - Germany	
F	KAPP Lena
M	TOTZEK Sixten

Last Stone Draw		Distance
↻	SUHAK Artem	39.2cm
↺	MOSKALENKO Diana	5.6cm
Total		44.8cm

Last Stone Draw		Distance
↻	KAPP Lena	10.5cm
↺	TOTZEK Sixten	63.7cm
Total		74.2cm

Time remaining: 2 minutes 38 seconds

Time-out: End 5

Power Play: End 6

Time remaining: 4 minutes 46 seconds

Time-out: End 7

Note:
Team members are identified as follows:
F = Female, M = Male

Legend:
 Power Play ↻ Clockwise ↺ Counter-clockwise
LSFE(*) Last Stone First End **X** Unplayed/unfinished end due to concession





TUE 5 DEC 2023
Start Time 16:00

Round Robin Session 13
Group A - Sheet D

Game Results

Sheet	Team	LSFE	1	2	3	4	5	6	7	8	Extra	Ends	Total
D	TPE - Chinese Taipei		0	1	0	0	2	0	1	X			4
	LAT - Latvia	*	2	0	2	2	0	3	0	X			9

TPE - Chinese Taipei	
F	CHOU Amanda
M	LIU Brendon

LAT - Latvia	
F	BLUMBERGA-BERZINA Santa
M	BREMANIS Andris

Last Stone Draw		Distance
↻	CHOU Amanda	40.2cm
↺	LIU Brendon	51.0cm
Total		91.2cm

Last Stone Draw		Distance
↻	BLUMBERGA-BERZINA Santa	24.2cm
↺	BREMANIS Andris	17.8cm
Total		42.0cm

Time remaining: 1 minute 23 seconds
Power Play: End 5

Time remaining: 7 minutes 16 seconds
Power Play: End 8

Note:
Team members are identified as follows:
F = Female, M = Male

Legend:
 Power Play ↻ Clockwise ↺ Counter-clockwise
LSFE(*) Last Stone First End **X** Unplayed/unfinished end due to concession





TUE 5 DEC 2023
Start Time 16:00

Round Robin Session 13
Group B - Sheet E

Game Results

Sheet	Team	LSFE	1	2	3	4	5	6	7	8	Extra	Ends	Total
E	POR - Portugal		0	0	2	0	0	0	0	X			2
	JAM - Jamaica	*	1	1	0	1	4	2	2	X			11

POR - Portugal	
F	MARTINS ETHIER Antonieta
M	SANTOS Vitor

JAM - Jamaica	
F	SPURGEON Madeleine
M	ROBERTSON Ian

Last Stone Draw		Distance
↻	SANTOS Vitor	100.1cm
↺	MARTINS ETHIER Antonieta	46.9cm
Total		147.0cm

Last Stone Draw		Distance
↻	SPURGEON Madeleine	70.3cm
↺	ROBERTSON Ian	15.4cm
Total		85.7cm

Time remaining: 2 minutes 31 seconds

Time remaining: 4 minutes 43 seconds

Power Play: End 6

Note:
Team members are identified as follows:
F = Female, M = Male

Legend:
 Power Play ↻ Clockwise ↺ Counter-clockwise
LSFE(*) Last Stone First End **X** Unplayed/unfinished end due to concession





TUE 5 DEC 2023
Start Time 16:00

Round Robin Session 13
Group B - Sheet F

Game Results

Sheet	Team	LSFE	1	2	3	4	5	6	7	8	Extra	Ends	Total
F	FRA - France		2	0	4	2	0	4	X	X			12
	POL - Poland	*	0	1	0	0	2	0	X	X			3

FRA - France	
F	SHEVCHUK Kseniya
M	COULOT Wilfrid

POL - Poland	
F	WALCZAK Adela
M	AUGUSTYNIAK Andrzej

Last Stone Draw		Distance
↻	COULOT Wilfrid	199.6cm
↺	SHEVCHUK Kseniya	199.6cm
Total		399.2cm

Last Stone Draw		Distance
↻	WALCZAK Adela	60.7cm
↺	AUGUSTYNIAK Andrzej	24.0cm
Total		84.7cm

Time remaining: 5 minutes 6 seconds

Time-out: End 5

Power Play: End 6

Time remaining: 5 minutes 37 seconds

Power Play: End 5

Note:
Team members are identified as follows:
F = Female, M = Male

Legend:
 Power Play ↻ Clockwise ↺ Counter-clockwise
LSFE(*) Last Stone First End **X** Unplayed/unfinished end due to concession

TUE 5 DEC 2023
Start Time 12:30

Round Robin Session 12

Session Results and Standings

Sheet	Team	LSD/LSFE	1	2	3	4	5	6	7	8	Extra Ends	Total
B	HKG - Hong Kong	68.7cm *	2	3	0	0	3	0	5	X		13
	GUY - Guyana	120.9cm	0	0	1	1	0	2	0	X		4
C	FIN - Finland	49.4cm	1	0	3	0	2	0	2	X		8
	SVK - Slovakia	42.7cm *	0	2	0	1	0	1	0	X		4
E	BRA - Brazil	91.1cm *	0	1	0	0	0	1	X	X		2
	LTU - Lithuania	210.0cm	1	0	3	2	3	0	X	X		9
F	SLO - Slovenia	332.1cm	0	2	1	0	0	0	3	0		6
	MEX - Mexico	170.4cm *	1	0	0	1	1	3	0	3		9

Current Standings

Group A					Group B				
Rank	Team	Games	Wins	Losses	Rank	Team	Games	Wins	Losses
1	GER - Germany	5	5	0 Q	1	CHN - China	6	5	1 Q
2	IND - India	5	3	2	2	FRA - France	5	4	1
2	IRL - Ireland	5	3	2	2	POL - Poland	5	4	1
2	UKR - Ukraine	5	3	2	4	AUT - Austria	5	3	2
5	LAT - Latvia	5	2	3	5	JAM - Jamaica	5	1	4
5	TPE - Chinese Taipei	5	2	3	5	POR - Portugal	5	1	4
7	KGZ - Kyrgyzstan	6	0	6	7	WAL - Wales	5	0	5

Group C					Group D				
Rank	Team	Games	Wins	Losses	Rank	Team	Games	Wins	Losses
1	HUN - Hungary	4	4	0 Q	1	FIN - Finland	5	5	0 Q
2	HKG - Hong Kong	5	3	2	2	NZL - New Zealand	4	3	1 Q
3	ENG - England	4	2	2	3	BEL - Belgium	4	2	2
3	GUY - Guyana	4	2	2	4	LTU - Lithuania	5	2	3
3	MEX - Mexico	4	2	2	5	SVK - Slovakia	4	1	3
6	SLO - Slovenia	5	0	5	6	BRA - Brazil	4	0	4

Note:
Under WCF rules, tie-breaking rules for standings are not applied until after the last game of the round robin.

Legend:
 Power Play **LSD** Last Stone Draw **LSFE(*)** Last Stone First End
Q Qualified for the play-offs **X** Unplayed/unfinished end due to concession



TUE 5 DEC 2023
Start Time 12:30

Round Robin Session 12
Group D - Sheet C

Game Results

Sheet	Team	LSFE	1	2	3	4	5	6	7	8	Extra	Ends	Total
C	FIN - Finland		1	0	3	0	2	0	2	X			8
	SVK - Slovakia	*	0	2	0	1	0	1	0	X			4

FIN - Finland	
F	IMMONEN Lotta
M	SIPILA Markus

SVK - Slovakia	
F	SYKOROVA Silvia
M	SYKORA Marek

Last Stone Draw		Distance
↻	SIPILA Markus	32.4cm
↺	IMMONEN Lotta	17.0cm
Total		49.4cm

Last Stone Draw		Distance
↻	SYKOROVA Silvia	30.0cm
↺	SYKORA Marek	12.7cm
Total		42.7cm

Time remaining: 2 minutes 27 seconds
Time-out: End 2
Power Play: End 7

Time remaining: 3 minutes 15 seconds
Power Play: End 6

Note:
Team members are identified as follows:
F = Female, M = Male

Legend:
 Power Play ↻ Clockwise ↺ Counter-clockwise
LSFE(*) Last Stone First End **X** Unplayed/unfinished end due to concession





TUE 5 DEC 2023
Start Time 12:30

Round Robin Session 12
Group D - Sheet E

Game Results

Sheet	Team	LSFE	1	2	3	4	5	6	7	8	Extra	Ends	Total
E	BRA - Brazil	*	0	1	0	0	0	1	X	X			2
	LTU - Lithuania		1	0	3	2	3	0	X	X			9

BRA - Brazil	
F	DE SOUZA CAMPOS FC
M	RIBEIRO PIRES Felipe Augusto

LTU - Lithuania	
F	JANULEVICIUTE Lina
M	KIUDYS Donatas

Last Stone Draw	Distance
↻ RIBEIRO PIRES Felipe Augusto	19.3cm
↻ DE SOUZA CAMPOS Fabiana Cristina	71.8cm
Total	91.1cm

Last Stone Draw	Distance
↻ JANULEVICIUTE Lina	10.4cm
↻ KIUDYS Donatas	199.6cm
Total	210.0cm

Time remaining: 5 minutes 40 seconds

Time remaining: 9 minutes 13 seconds

Power Play: End 2

Note:
Team members are identified as follows:
F = Female, M = Male

Legend:
 Power Play ↻ Clockwise ↺ Counter-clockwise
LSFE(*) Last Stone First End **X** Unplayed/unfinished end due to concession



TUE 5 DEC 2023
Start Time 12:30

Round Robin Session 12
Group C - Sheet F

Game Results

Sheet	Team	LSFE	1	2	3	4	5	6	7	8	Extra	Ends	Total
F	SLO - Slovenia		0	2	1	0	0	0	3	0			6
	MEX - Mexico	*	1	0	0	1	1	3	0	3			9

SLO - Slovenia	
F	GREGORI Liza
M	LANGUS Simon

MEX - Mexico	
F	QUINTERO Estefana
M	ABREU Ismael

Last Stone Draw		Distance
	GREGORI Liza	199.6cm
	LANGUS Simon	132.5cm
Total		332.1cm

Last Stone Draw		Distance
	ABREU Ismael	77.7cm
	QUINTERO Estefana	92.7cm
Total		170.4cm

Time remaining: 1 minute 56 seconds
Time-out: End 5
Power Play: End 7

Time remaining: 2 minutes 55 seconds
Time-out: End 8
Power Play: End 8

Note:
Team members are identified as follows:
F = Female, M = Male

Legend:
 Power Play Clockwise Counter-clockwise
LSFE(*) Last Stone First End





TUE 5 DEC 2023
Start Time 9:00

Round Robin Session 11

Session Results and Standings

Sheet	Team	LSD/LSFE	1	2	3	4	5	6	7	8	Extra Ends	Total
A	TPE - Chinese Taipei	245.6cm	0	3	2	1	1	0	0	0		7
	IRL - Ireland	90.6cm *	5	0	0	0	0	2	1	3		11
B	WAL - Wales	106.8cm *	0	0	2	0	2	1	0	X		5
	JAM - Jamaica	168.0cm	2	2	0	5	0	0	3	X		12
C	POR - Portugal	105.7cm *	0	3	1	0	0	2	1	0		7
	AUT - Austria	208.5cm	1	0	0	2	4	0	0	2		9
D	CHN - China	107.0cm	1	0	2	0	1	1	1	X		6
	FRA - France	79.6cm *	0	0	0	1	0	0	0	X		1
E	KGZ - Kyrgyzstan	252.1cm	3	0	2	2	0	0	0	X		7
	UKR - Ukraine	109.0cm *	0	6	0	0	3	1	3	X		13
F	IND - India	261.4cm	0	0	3	1	0	2	2	1	1	10
	LAT - Latvia	66.7cm *	4	2	0	0	3	0	0	0	0	9

Current Standings

Group A					Group B				
Rank	Team	Games	Wins	Losses	Rank	Team	Games	Wins	Losses
1	GER - Germany	5	5	0 Q	1	CHN - China	6	5	1 Q
2	IND - India	5	3	2	2	FRA - France	5	4	1
2	IRL - Ireland	5	3	2	2	POL - Poland	5	4	1
2	UKR - Ukraine	5	3	2	4	AUT - Austria	5	3	2
5	LAT - Latvia	5	2	3	5	JAM - Jamaica	5	1	4
5	TPE - Chinese Taipei	5	2	3	5	POR - Portugal	5	1	4
7	KGZ - Kyrgyzstan	6	0	6	7	WAL - Wales	5	0	5

Group C					Group D				
Rank	Team	Games	Wins	Losses	Rank	Team	Games	Wins	Losses
1	HUN - Hungary	4	4	0 Q	1	FIN - Finland	4	4	0 Q
2	GUY - Guyana	3	2	1	2	NZL - New Zealand	4	3	1
3	ENG - England	4	2	2	3	BEL - Belgium	4	2	2
3	HKG - Hong Kong	4	2	2	4	SVK - Slovakia	3	1	2
5	MEX - Mexico	3	1	2	5	LTU - Lithuania	4	1	3
6	SLO - Slovenia	4	0	4	6	BRA - Brazil	3	0	3

Note:
Under WCF rules, tie-breaking rules for standings are not applied until after the last game of the round robin.

Legend:
 Power Play **LSD** Last Stone Draw **LSFE(*)** Last Stone First End
Q Qualified for the play-offs **X** Unplayed/unfinished end due to concession





TUE 5 DEC 2023
Start Time 9:00

Round Robin Session 11
Group A - Sheet A

Game Results

Sheet	Team	LSFE	1	2	3	4	5	6	7	8	Extra Ends	Total
A	TPE - Chinese Taipei		0	3	2	1	1	0	0	0		7
	IRL - Ireland	*	5	0	0	0	0	2	1	3		11

TPE - Chinese Taipei	
F	CHOU Amanda
M	LIU Brendon

IRL - Ireland	
F	FYFE Alison
M	WILSON John

Last Stone Draw	Distance
↻ LIU Brendon	199.6cm
↺ CHOU Amanda	46.0cm
Total	245.6cm

Last Stone Draw	Distance
↻ FYFE Alison	9.7cm
↺ WILSON John	80.9cm
Total	90.6cm

Time remaining: 0 minutes 5 seconds
Time-out: End 8
Power Play: End 2

Time remaining: 0 minutes 35 seconds
Time-out: End 8
Power Play: End 6

Note:
Team members are identified as follows:
F = Female, M = Male

Legend:
 Power Play ↻ Clockwise ↺ Counter-clockwise
LSFE(*) Last Stone First End





TUE 5 DEC 2023
Start Time 9:00

Round Robin Session 11
Group B - Sheet B

Game Results

Sheet	Team	LSFE	1	2	3	4	5	6	7	8	Extra Ends	Total
B	WAL - Wales	*	0	0	2	0	2	1	0	X		5
	JAM - Jamaica		2	2	0	5	0	0	3	X		12

WAL - Wales	
F	BEEVER Laura
M	COOMBS Garry

JAM - Jamaica	
F	SPURGEON Madeleine
M	ROBERTSON Ian

Last Stone Draw		Distance
↻	BEEVER Laura	27.4cm
↺	COOMBS Garry	79.4cm
Total		106.8cm

Last Stone Draw		Distance
↻	ROBERTSON Ian	59.0cm
↺	SPURGEON Madeleine	109.0cm
Total		168.0cm

Time remaining: 4 minutes 17 seconds

Power Play: End 3

Time remaining: 3 minutes 42 seconds

Power Play: End 4

Note:
Team members are identified as follows:
F = Female, M = Male

Legend:
 Power Play ↻ Clockwise ↺ Counter-clockwise
LSFE(*) Last Stone First End **X** Unplayed/unfinished end due to concession





TUE 5 DEC 2023
Start Time 9:00

Round Robin Session 11
Group B - Sheet C

Game Results

Sheet	Team	LSFE	1	2	3	4	5	6	7	8	Extra	Ends	Total
C	POR - Portugal	*	0	3	1	0	0	2	1	0			7
	AUT - Austria		1	0	0	2	4	0	0	2			9

POR - Portugal	
F	MARTINS ETHIER Antonieta
M	SANTOS Vitor

AUT - Austria	
F	PFLUEGLER Astrid
M	HOFER Matthaues

Last Stone Draw		Distance
↻	MARTINS ETHIER Antonieta	71.0cm
↺	SANTOS Vitor	34.7cm
Total		105.7cm

Last Stone Draw		Distance
↻	HOFER Matthaues	8.9cm
↺	PFLUEGLER Astrid	199.6cm
Total		208.5cm

Time remaining: 0 minutes 55 seconds

Time-out: End 7

Power Play: End 6

Time remaining: 1 minute 36 seconds

Time-out: End 8

Power Play: End 7

Note:
Team members are identified as follows:
F = Female, M = Male

Legend:
 Power Play ↻ Clockwise ↺ Counter-clockwise
LSFE(*) Last Stone First End





TUE 5 DEC 2023
Start Time 9:00

Round Robin Session 11
Group B - Sheet D

Game Results

Sheet	Team	LSFE	1	2	3	4	5	6	7	8	Extra Ends	Total
D	CHN - China		1	0	2	0	1	1	1	X		6
	FRA - France	*	0	0	0	1	0	0	0	X		1

CHN - China	
F	YANG Ying
M	TIAN Jiafeng

FRA - France	
F	SHEVCHUK Kseniya
M	COULOT Wilfrid

Last Stone Draw	Distance
🕒 YANG Ying	18.6cm
🕒 TIAN Jiafeng	88.4cm
Total	107.0cm

Last Stone Draw	Distance
🕒 SHEVCHUK Kseniya	14.4cm
🕒 COULOT Wilfrid	65.2cm
Total	79.6cm

Time remaining: 4 minutes 1 second

Time remaining: 1 minute 30 seconds

Power Play: End 6

Note:
Team members are identified as follows:
F = Female, M = Male

Legend:
 Power Play 🕒 Clockwise 🕒 Counter-clockwise
LSFE(*) Last Stone First End **X** Unplayed/unfinished end due to concession





TUE 5 DEC 2023
Start Time 9:00

Round Robin Session 11
Group A - Sheet E

Game Results

Sheet	Team	LSFE	1	2	3	4	5	6	7	8	Extra	Ends	Total
E	KGZ - Kyrgyzstan		3	0	2	2	0	0	0	X			7
	UKR - Ukraine	*	0	6	0	0	3	1	3	X			13

KGZ - Kyrgyzstan	
F	ASANBAEVA Keremet
M	MYRZABAEV Beksultan

UKR - Ukraine	
F	MOSKALENKO Diana
M	SUHAK Artem

Last Stone Draw	Distance
↻ ASANBAEVA Keremet	199.6cm
↻ MYRZABAEV Beksultan	52.5cm
Total	252.1cm

Last Stone Draw	Distance
↻ SUHAK Artem	47.4cm
↻ MOSKALENKO Diana	61.6cm
Total	109.0cm

Time remaining: 4 minutes 50 seconds

Time remaining: 3 minutes 28 seconds

Time-out: End 7

Power Play: End 1

Note:
Team members are identified as follows:
F = Female, M = Male

Legend:
 Power Play ↻ Clockwise ↺ Counter-clockwise
LSFE(*) Last Stone First End **X** Unplayed/unfinished end due to concession



TUE 5 DEC 2023
Start Time 9:00

Round Robin Session 11
Group A - Sheet F

Game Results

Sheet	Team	LSFE	1	2	3	4	5	6	7	8	Extra	Ends	Total
F	IND - India		0	0	3	1	0	2	2	1	1		10
	LAT - Latvia	*	4	2	0	0	3	0	0	0	0		9

IND - India	
F	CHAUDHARI Namini
M	RAJU P. N.

LAT - Latvia	
F	BLUMBERGA-BERZINA Santa
M	BREMANIS Andris

Last Stone Draw	Distance
↻ RAJU P. N.	61.8cm
↻ CHAUDHARI Namini	199.6cm
Total	261.4cm

Last Stone Draw	Distance
↻ BREMANIS Andris	34.9cm
↻ BLUMBERGA-BERZINA Santa	31.8cm
Total	66.7cm

Time remaining: 1 minute 24 seconds
1 minute 11 seconds (after extra end)

Time remaining: 5 minutes 27 seconds
0 minutes 48 seconds (after extra end)

Time-out: End 8; End 9

Time-out: End 8; End 9

Power Play: End 3

Power Play: End 4

Note:
Team members are identified as follows:
F = Female, M = Male

Legend:
 Power Play ↻ Clockwise ↺ Counter-clockwise
LSFE(*) Last Stone First End

Session Results and Standings

Sheet	Team	LSD/LSFE	1	2	3	4	5	6	7	8	Extra Ends	Total
A	BRA - Brazil	267.1cm	0	0	1	0	1	1	1	0		4
	SVK - Slovakia	172.5cm *	1	1	0	4	0	0	0	2		8
B	ENG - England	179.2cm	0	2	0	1	0	4	0	2		9
	MEX - Mexico	122.3cm *	1	0	4	0	1	0	2	0		8
C	LTU - Lithuania	50.9cm *	0	0	0	1	1	0	2	X		4
	BEL - Belgium	223.9cm	3	1	2	0	0	3	0	X		9
D	HKG - Hong Kong	47.8cm *	0	2	1	1	1	0	1	0	4	10
	SLO - Slovenia	229.6cm	1	0	0	0	0	2	0	3	0	6
E	FIN - Finland	110.1cm	0	2	0	2	0	2	0	1		7
	NZL - New Zealand	69.1cm *	2	0	2	0	1	0	1	0		6
F	HUN - Hungary	189.8cm *	0	0	0	4	2	1	2	X		9
	GUY - Guyana	399.2cm	1	2	1	0	0	0	0	X		4

Current Standings

Group A					Group B				
Rank	Team	Games	Wins	Losses	Rank	Team	Games	Wins	Losses
1	GER - Germany	5	5	0 Q	1	FRA - France	4	4	0
2	IND - India	4	2	2	2	CHN - China	5	4	1
2	IRL - Ireland	4	2	2	2	POL - Poland	5	4	1
2	LAT - Latvia	4	2	2	4	AUT - Austria	4	2	2
2	TPE - Chinese Taipei	4	2	2	5	POR - Portugal	4	1	3
2	UKR - Ukraine	4	2	2	6	JAM - Jamaica	4	0	4
7	KGZ - Kyrgyzstan	5	0	5	6	WAL - Wales	4	0	4

Group C					Group D				
Rank	Team	Games	Wins	Losses	Rank	Team	Games	Wins	Losses
1	HUN - Hungary	4	4	0 Q	1	FIN - Finland	4	4	0 Q
2	GUY - Guyana	3	2	1	2	NZL - New Zealand	4	3	1
3	ENG - England	4	2	2	3	BEL - Belgium	4	2	2
3	HKG - Hong Kong	4	2	2	4	SVK - Slovakia	3	1	2
5	MEX - Mexico	3	1	2	5	LTU - Lithuania	4	1	3
6	SLO - Slovenia	4	0	4	6	BRA - Brazil	3	0	3

Note:
Under WCF rules, tie-breaking rules for standings are not applied until after the last game of the round robin.

Legend:
 Power Play **LSD** Last Stone Draw **LSFE(*)** Last Stone First End
Q Qualified for the play-offs **X** Unplayed/unfinished end due to concession



MON 4 DEC 2023
Start Time 19:30

Round Robin Session 10
Group D - Sheet A

Game Results

Sheet	Team	LSFE	1	2	3	4	5	6	7	8	Extra	Ends	Total
A	BRA - Brazil		0	0	1	0	1	1	1	0			4
	SVK - Slovakia	*	1	1	0	4	0	0	0	2			8

BRA - Brazil	
F	DE SOUZA CAMPOS FC
M	RIBEIRO PIRES Felipe Augusto

SVK - Slovakia	
F	SYKOROVA Silvia
M	SYKORA Marek

Last Stone Draw		Distance
↻	RIBEIRO PIRES Felipe Augusto	67.5cm
↺	DE SOUZA CAMPOS Fabiana Cristina	199.6cm
Total		267.1cm

Last Stone Draw		Distance
↻	SYKORA Marek	119.2cm
↺	SYKOROVA Silvia	53.3cm
Total		172.5cm

Time remaining: 0 minutes 59 seconds
Time-out: End 8
Power Play: End 5

Time remaining: 2 minutes 5 seconds
Power Play: End 6

Note:
Team members are identified as follows:
F = Female, M = Male

Legend:
 Power Play ↻ Clockwise ↺ Counter-clockwise
LSFE(*) Last Stone First End





MON 4 DEC 2023
Start Time 19:30

Round Robin Session 10
Group C - Sheet B

Game Results

Sheet	Team	LSFE	1	2	3	4	5	6	7	8	Extra	Ends	Total
B	ENG - England		0	2	0	1	0	4	0	2			9
	MEX - Mexico	*	1	0	4	0	1	0	2	0			8

ENG - England	
F	OPEL Lina
M	OPEL Michael

MEX - Mexico	
F	QUINTERO Estefana
M	ABREU Ismael

Last Stone Draw	Distance
↻ OPEL Lina	39.8cm
↻ OPEL Michael	139.4cm
Total	179.2cm

Last Stone Draw	Distance
↻ QUINTERO Estefana	61.5cm
↻ ABREU Ismael	60.8cm
Total	122.3cm

Time remaining: 2 minutes 42 seconds
Time-out: End 5
Power Play: End 2

Time remaining: 0 minutes 47 seconds
Time-out: End 7
Power Play: End 7

Note:
Team members are identified as follows:
F = Female, M = Male

Legend:
 Power Play ↻ Clockwise ↻ Counter-clockwise
LSFE(*) Last Stone First End





MON 4 DEC 2023
Start Time 19:30

Round Robin Session 10
Group D - Sheet C

Game Results

Sheet	Team	LSFE	1	2	3	4	5	6	7	8	Extra Ends	Total
C	LTU - Lithuania	*	0	0	0	1	1	0	2	X		4
	BEL - Belgium		3	1	2	0	0	3	0	X		9

LTU - Lithuania	
F	JANULEVICIUTE Lina
M	KIUDYS Donatas

BEL - Belgium	
F	VAN OOSTERWYCK Caro
M	SPRUYT Jeroen

Last Stone Draw	Distance
↻ KIUDYS Donatas	39.1cm
↻ JANULEVICIUTE Lina	11.8cm
Total	50.9cm

Last Stone Draw	Distance
↻ VAN OOSTERWYCK Caro	24.3cm
↻ SPRUYT Jeroen	199.6cm
Total	223.9cm

Time remaining: 4 minutes 7 seconds

Power Play: End 7

Time remaining: 4 minutes 24 seconds

Power Play: End 6

Note:
Team members are identified as follows:
F = Female, M = Male

Legend:
 Power Play ↻ Clockwise ↺ Counter-clockwise
LSFE(*) Last Stone First End **X** Unplayed/unfinished end due to concession





MON 4 DEC 2023
Start Time 19:30

Round Robin Session 10
Group C - Sheet D

Game Results

Sheet	Team	LSFE	1	2	3	4	5	6	7	8	Extra	Ends	Total
D	HKG - Hong Kong	*	0	2	1	1	1	0	1	0	4		10
	SLO - Slovenia		1	0	0	0	0	2	0	3	0		6

HKG - Hong Kong	
F	HUNG Ling-Yue
M	CHANG Jason

SLO - Slovenia	
F	GREGORI Liza
M	LANGUS Simon

Last Stone Draw	Distance
↻ HUNG Ling-Yue	44.4cm
↻ CHANG Jason	3.4cm
Total	47.8cm

Last Stone Draw	Distance
↻ LANGUS Simon	114.5cm
↻ GREGORI Liza	115.1cm
Total	229.6cm

Time remaining: 0 minutes 15 seconds
1 minute 29 seconds (after extra end)

Time remaining: 0 minutes 29 seconds
0 minutes 18 seconds (after extra end)

Time-out: End 8; End 9

Power Play: End 6

Power Play: End 7

Note:
Team members are identified as follows:
F = Female, M = Male

Legend:
 Power Play ↻ Clockwise ↺ Counter-clockwise
LSFE(*) Last Stone First End



MON 4 DEC 2023
Start Time 19:30

Round Robin Session 10
Group D - Sheet E

Game Results

Sheet	Team	LSFE	1	2	3	4	5	6	7	8	Extra Ends	Total
E	FIN - Finland		0	2	0	2	0	2	0	1		7
	NZL - New Zealand	*	2	0	2	0	1	0	1	0		6

FIN - Finland	
F	IMMONEN Lotta
M	SIPILA Markus

NZL - New Zealand	
F	SMITH Courtney
M	HOOD Anton

Last Stone Draw		Distance
	IMMONEN Lotta	78.3cm
	SIPILA Markus	31.8cm
Total		110.1cm

Last Stone Draw		Distance
	SMITH Courtney	41.0cm
	HOOD Anton	28.1cm
Total		69.1cm

Time remaining: 0 minutes 26 seconds

Time-out: End 8

Power Play: End 6

Time remaining: 0 minutes 32 seconds

Time-out: End 7

Power Play: End 7

Note:
Team members are identified as follows:
F = Female, M = Male

Legend:
 Power Play Clockwise Counter-clockwise
LSFE(*) Last Stone First End



MON 4 DEC 2023
Start Time 19:30

Round Robin Session 10
Group C - Sheet F

Game Results

Sheet	Team	LSFE	1	2	3	4	5	6	7	8	Extra	Ends	Total
F	HUN - Hungary	*	0	0	0	4	2	1	2	X			9
	GUY - Guyana		1	2	1	0	0	0	0	X			4

HUN - Hungary	
F	HALASZ Csilla
M	EZSOL Gabor

GUY - Guyana	
F	HUSSAIN Farzana
M	HUSAIN Rayad

Last Stone Draw	Distance
↻ HALASZ Csilla	96.0cm
↻ EZSOL Gabor	93.8cm
Total	189.8cm

Last Stone Draw	Distance
↻ HUSSAIN Farzana	199.6cm
↻ HUSAIN Rayad	199.6cm
Total	399.2cm

Time remaining: 4 minutes 25 seconds

Time remaining: 3 minutes 39 seconds

Time-out: End 4

Power Play: End 6

Note:
Team members are identified as follows:
F = Female, M = Male

Legend:
 Power Play ↻ Clockwise ↺ Counter-clockwise
LSFE(*) Last Stone First End **X** Unplayed/unfinished end due to concession

MON 4 DEC 2023
Start Time 16:00

Round Robin Session 9

Session Results and Standings

Sheet	Team	LSD/LSFE	1	2	3	4	5	6	7	8	Extra Ends	Total
A	POR - Portugal	75.6cm *	0	2	0	1	1	1	0	1		6
	POL - Poland	194.8cm	1	0	2	0	0	0	4	0		7
B	KGZ - Kyrgyzstan	354.2cm	0	0	4	0	3	0	0	0		7
	LAT - Latvia	109.4cm *	2	1	0	2	0	4	1	1		11
C	CHN - China	47.4cm *	4	0	3	0	1	2	X	X		10
	JAM - Jamaica	98.6cm	0	1	0	1	0	0	X	X		2
D	IRL - Ireland	92.5cm *	1	0	0	2	0	0	2	0		5
	UKR - Ukraine	338.0cm	0	1	1	0	2	2	0	1		7
E	FRA - France	116.3cm *	1	0	2	2	0	2	1	X		8
	WAL - Wales	268.4cm	0	1	0	0	1	0	0	X		2
F	TPE - Chinese Taipei	113.2cm *	0	3	0	0	1	1	0	X		5
	GER - Germany	189.5cm	1	0	2	2	0	0	4	X		9

Current Standings

Group A					Group B				
Rank	Team	Games	Wins	Losses	Rank	Team	Games	Wins	Losses
1	GER - Germany	5	5	0 Q	1	FRA - France	4	4	0
2	IND - India	4	2	2	2	CHN - China	5	4	1
2	IRL - Ireland	4	2	2	2	POL - Poland	5	4	1
2	LAT - Latvia	4	2	2	4	AUT - Austria	4	2	2
2	TPE - Chinese Taipei	4	2	2	5	POR - Portugal	4	1	3
2	UKR - Ukraine	4	2	2	6	JAM - Jamaica	4	0	4
7	KGZ - Kyrgyzstan	5	0	5	6	WAL - Wales	4	0	4

Group C					Group D				
Rank	Team	Games	Wins	Losses	Rank	Team	Games	Wins	Losses
1	HUN - Hungary	3	3	0	1	FIN - Finland	3	3	0
2	GUY - Guyana	2	2	0	1	NZL - New Zealand	3	3	0
3	MEX - Mexico	2	1	1	3	BEL - Belgium	3	1	2
4	ENG - England	3	1	2	3	LTU - Lithuania	3	1	2
4	HKG - Hong Kong	3	1	2	5	BRA - Brazil	2	0	2
6	SLO - Slovenia	3	0	3	5	SVK - Slovakia	2	0	2

Note:
Under WCF rules, tie-breaking rules for standings are not applied until after the last game of the round robin.

Legend:
 Power Play **LSD** Last Stone Draw **LSFE(*)** Last Stone First End
 Qualified for the play-offs **X** Unplayed/unfinished end due to concession



MON 4 DEC 2023
Start Time 16:00

Round Robin Session 9
Group B - Sheet A

Game Results

Sheet	Team	LSFE	1	2	3	4	5	6	7	8	Extra	Ends	Total
A	POR - Portugal	*	0	2	0	1	1	1	0	1			6
	POL - Poland		1	0	2	0	0	0	4	0			7

POR - Portugal	
F	MARTINS ETHIER Antonieta
M	SANTOS Vitor

POL - Poland	
F	WALCZAK Adela
M	AUGUSTYNIAK Andrzej

Last Stone Draw		Distance
↻	SANTOS Vitor	30.8cm
↺	MARTINS ETHIER Antonieta	44.8cm
Total		75.6cm

Last Stone Draw		Distance
↻	AUGUSTYNIAK Andrzej	161.6cm
↺	WALCZAK Adela	33.2cm
Total		194.8cm

Time remaining: 0 minutes 13 seconds
Time-out: End 8
Power Play: End 8

Time remaining: 0 minutes 14 seconds
Time-out: End 8
Power Play: End 7

Note:
Team members are identified as follows:
F = Female, M = Male

Legend:
 Power Play ↻ Clockwise ↺ Counter-clockwise
LSFE(*) Last Stone First End



MON 4 DEC 2023
Start Time 16:00

Round Robin Session 9
Group A - Sheet B

Game Results

Sheet	Team	LSFE	1	2	3	4	5	6	7	8	Extra	Ends	Total
B	KGZ - Kyrgyzstan		0	0	4	0	3	0	0	0			7
	LAT - Latvia	*	2	1	0	2	0	4	1	1			11

KGZ - Kyrgyzstan	
F	ASANBAEVA Keremet
M	MYRZABAEV Beksultan

LAT - Latvia	
F	BLUMBERGA-BERZINA Santa
M	BREMANIS Andris

Last Stone Draw		Distance
	MYRZABAEV Beksultan	199.6cm
	ASANBAEVA Keremet	154.6cm
Total		354.2cm

Last Stone Draw		Distance
	BLUMBERGA-BERZINA Santa	64.5cm
	BREMANIS Andris	44.9cm
Total		109.4cm

Time remaining: 1 minute 21 seconds

Time remaining: 8 minutes 41 seconds

Time-out: End 4

Power Play: End 6

Note:
Team members are identified as follows:
F = Female, M = Male

Legend:
 Power Play Clockwise Counter-clockwise
LSFE(*) Last Stone First End



MON 4 DEC 2023
Start Time 16:00

Round Robin Session 9
Group B - Sheet C

Game Results

Sheet	Team	LSFE	1	2	3	4	5	6	7	8	Extra Ends	Total
C	CHN - China	*	4	0	3	0	1	2	X	X		10
	JAM - Jamaica		0	1	0	1	0	0	X	X		2

CHN - China	
F	YANG Ying
M	TIAN Jiafeng

JAM - Jamaica	
F	SPURGEON Madeleine
M	ROBERTSON Ian

Last Stone Draw	Distance
🕒 TIAN Jiafeng	20.4cm
🕒 YANG Ying	27.0cm
Total	47.4cm

Last Stone Draw	Distance
🕒 SPURGEON Madeleine	56.5cm
🕒 ROBERTSON Ian	42.1cm
Total	98.6cm

Time remaining: 5 minutes 8 seconds

Time remaining: 5 minutes 24 seconds

Power Play: End 4

Note:
Team members are identified as follows:
F = Female, M = Male

Legend:
 Power Play 🕒 Clockwise 🕒 Counter-clockwise
LSFE(*) Last Stone First End **X** Unplayed/unfinished end due to concession





MON 4 DEC 2023
Start Time 16:00

Round Robin Session 9
Group A - Sheet D

Game Results

Sheet	Team	LSFE	1	2	3	4	5	6	7	8	Extra	Ends	Total
D	IRL - Ireland	*	1	0	0	2	0	0	2	0			5
	UKR - Ukraine		0	1	1	0	2	2	0	1			7

IRL - Ireland	
F	FYFE Alison
M	WILSON John

UKR - Ukraine	
F	MOSKALENKO Diana
M	SUHAK Artem

Last Stone Draw		Distance
	WILSON John	68.6cm
	FYFE Alison	23.9cm
Total		92.5cm

Last Stone Draw		Distance
	SUHAK Artem	178.7cm
	MOSKALENKO Diana	159.3cm
Total		338.0cm

Time remaining: 1 minute 5 seconds
Time-out: End 7
Power Play: End 6

Time remaining: 1 minute 26 seconds
Time-out: End 5
Power Play: End 8

Note:
Team members are identified as follows:
F = Female, M = Male

Legend:
 Power Play Clockwise Counter-clockwise
LSFE(*) Last Stone First End



MON 4 DEC 2023
Start Time 16:00

Round Robin Session 9
Group B - Sheet E

Game Results

Sheet	Team	LSFE	1	2	3	4	5	6	7	8	Extra Ends	Total
E	FRA - France	*	1	0	2	2	0	2	1	X		8
	WAL - Wales		0	1	0	0	1	0	0	X		2

FRA - France	
F	SHEVCHUK Kseniya
M	COULOT Wilfrid

WAL - Wales	
F	BEEVER Laura
M	COOMBS Garry

Last Stone Draw	Distance
☺ COULOT Wilfrid	72.7cm
☹ SHEVCHUK Kseniya	43.6cm
Total	116.3cm

Last Stone Draw	Distance
☺ COOMBS Garry	186.4cm
☹ BEEVER Laura	82.0cm
Total	268.4cm

Time remaining: 4 minutes 38 seconds

Time-out: End 7

Power Play: End 6

Time remaining: 5 minutes 6 seconds

Power Play: End 7

Note:
Team members are identified as follows:
F = Female, M = Male

Legend:
 Power Play ☺ Clockwise ☹ Counter-clockwise
LSFE(*) Last Stone First End **X** Unplayed/unfinished end due to concession



MON 4 DEC 2023
Start Time 16:00

Round Robin Session 9
Group A - Sheet F

Game Results

Sheet	Team	LSFE	1	2	3	4	5	6	7	8	Extra Ends	Total
F	TPE - Chinese Taipei	*	0	3	0	0	1	1	0	X		5
	GER - Germany		1	0	2	2	0	0	4	X		9

TPE - Chinese Taipei	
F	CHOU Amanda
M	LIU Brendon

GER - Germany	
F	KAPP Lena
M	TOTZEK Sixten

Last Stone Draw	Distance
🕒 CHOU Amanda	52.8cm
🕒 LIU Brendon	60.4cm
Total	113.2cm

Last Stone Draw	Distance
🕒 TOTZEK Sixten	6.0cm
🕒 KAPP Lena	183.5cm
Total	189.5cm

Time remaining: 1 minute 30 seconds

Power Play: End 8

Time remaining: 4 minutes 48 seconds

Time-out: End 8

Power Play: End 7

Note:
Team members are identified as follows:
F = Female, M = Male

Legend:
 Power Play 🕒 Clockwise 🕒 Counter-clockwise
LSFE(*) Last Stone First End **X** Unplayed/unfinished end due to concession



MON 4 DEC 2023
Start Time 12:30

Round Robin Session 8
Group D - Sheet D

Game Results

Sheet	Team	LSFE	1	2	3	4	5	6	7	8	Extra Ends	Total
D	LTU - Lithuania		1	0	0	1	0	0	1	X		3
	FIN - Finland	*	0	1	1	0	3	1	0	X		6

LTU - Lithuania	
F	JANULEVICIUTE Lina
M	KIUDYS Donatas

FIN - Finland	
F	IMMONEN Lotta
M	SIPILA Markus

Last Stone Draw	Distance
↻ JANULEVICIUTE Lina	28.5cm
↻ KIUDYS Donatas	113.6cm
Total	142.1cm

Last Stone Draw	Distance
↻ SIPILA Markus	3.2cm
↻ IMMONEN Lotta	53.7cm
Total	56.9cm

Time remaining: 2 minutes 53 seconds

Power Play: End 7

Time remaining: 2 minutes 8 seconds

Time-out: End 8

Power Play: End 5

Note:
Team members are identified as follows:
F = Female, M = Male

Legend:
 Power Play ↻ Clockwise ↺ Counter-clockwise
LSFE(*) Last Stone First End **X** Unplayed/unfinished end due to concession



MON 4 DEC 2023
Start Time 12:30

Round Robin Session 8
Group C - Sheet E

Game Results

Sheet	Team	LSFE	1	2	3	4	5	6	7	8	Extra Ends	Total
E	HKG - Hong Kong		0	3	1	0	0	0	1	0		5
	HUN - Hungary	*	1	0	0	1	1	3	0	3		9

HKG - Hong Kong	
F	HUNG Ling-Yue
M	CHANG Jason

HUN - Hungary	
F	HALASZ Csilla
M	EZSOL Gabor

Last Stone Draw	Distance
↻ CHANG Jason	199.6cm
↻ HUNG Ling-Yue	199.6cm
Total	399.2cm

Last Stone Draw	Distance
↻ EZSOL Gabor	67.9cm
↻ HALASZ Csilla	55.4cm
Total	123.3cm

Time remaining: 0 minutes 41 seconds
Time-out: End 7
Power Play: End 7

Time remaining: 2 minutes 56 seconds
Power Play: End 8

Note:
Team members are identified as follows:
F = Female, M = Male

Legend:
 Power Play ↻ Clockwise ↺ Counter-clockwise
LSFE(*) Last Stone First End





MON 4 DEC 2023
Start Time 12:30

Round Robin Session 8
Group D - Sheet F

Game Results

Sheet	Team	LSFE	1	2	3	4	5	6	7	8	Extra	Ends	Total
F	BEL - Belgium		0	0	0	0	2	1	0	X			3
	NZL - New Zealand	*	3	1	1	2	0	0	2	X			9

BEL - Belgium	
F	VAN OOSTERWYCK Caro
M	SPRUYT Jeroen

NZL - New Zealand	
F	SMITH Courtney
M	HOOD Anton

Last Stone Draw		Distance
↻	SPRUYT Jeroen	57.2cm
↺	VAN OOSTERWYCK Caro	187.6cm
Total		244.8cm

Last Stone Draw		Distance
↻	HOOD Anton	107.3cm
↺	SMITH Courtney	41.9cm
Total		149.2cm

Time remaining: 5 minutes 9 seconds

Time remaining: 4 minutes 5 seconds

Time-out: End 6

Power Play: End 6

Note:
Team members are identified as follows:
F = Female, M = Male

Legend:
 Power Play ↻ Clockwise ↺ Counter-clockwise
LSFE(*) Last Stone First End **X** Unplayed/unfinished end due to concession



MON 4 DEC 2023
Start Time 9:00

Round Robin Session 7
Group B - Sheet A

Game Results

Sheet	Team	LSFE	1	2	3	4	5	6	7	8	Extra Ends	Total
A	JAM - Jamaica		1	0	0	0	4	1	0	0		6
	FRA - France	*	0	1	1	3	0	0	2	1		8

JAM - Jamaica	
F	SPURGEON Madeleine
M	ROBERTSON Ian

FRA - France	
F	SHEVCHUK Kseniya
M	COULOT Wilfrid

Last Stone Draw		Distance
↻	ROBERTSON Ian	47.7cm
↺	SPURGEON Madeleine	73.9cm
Total		121.6cm

Last Stone Draw		Distance
↻	SHEVCHUK Kseniya	86.9cm
↺	COULOT Wilfrid	22.5cm
Total		109.4cm

Time remaining: 2 minutes 11 seconds
Time-out: End 8
Power Play: End 5

Time remaining: 2 minutes 6 seconds
Time-out: End 8
Power Play: End 7

Note:
Team members are identified as follows:
F = Female, M = Male

Legend:
 Power Play ↻ Clockwise ↺ Counter-clockwise
LSFE(*) Last Stone First End





MON 4 DEC 2023
Start Time 9:00

Round Robin Session 7
Group A - Sheet B

Game Results

Sheet	Team	LSFE	1	2	3	4	5	6	7	8	Extra Ends	Total
B	UKR - Ukraine	*	0	0	1	1	1	0	3	0		6
	TPE - Chinese Taipei		1	1	0	0	0	1	0	2		5

UKR - Ukraine	
F	MOSKALENKO Diana
M	SUHAK Artem

TPE - Chinese Taipei	
F	CHOU Amanda
M	LIU Brendon

Last Stone Draw	Distance
↻ MOSKALENKO Diana	54.1cm
↻ SUHAK Artem	199.6cm
Total	253.7cm

Last Stone Draw	Distance
↻ LIU Brendon	121.7cm
↻ CHOU Amanda	199.6cm
Total	321.3cm

Time remaining: 0 minutes 9 seconds

Time-out: End 5

Power Play: End 7

Time remaining: 0 minutes 3 seconds

Time-out: End 8

Power Play: End 8

Note:
Team members are identified as follows:
F = Female, M = Male

Legend:
 Power Play ↻ Clockwise ↺ Counter-clockwise
LSFE(*) Last Stone First End



MON 4 DEC 2023
Start Time 9:00

Round Robin Session 7
Group B - Sheet C

Game Results

Sheet	Team	LSFE	1	2	3	4	5	6	7	8	Extra	Ends	Total
C	POL - Poland	*	0	0	0	2	1	0	2	0	1		6
	WAL - Wales		1	1	1	0	0	1	0	1	0		5

POL - Poland	
F	WALCZAK Adela
M	AUGUSTYNIAK Andrzej

WAL - Wales	
F	BEEVER Laura
M	COOMBS Garry

Last Stone Draw		Distance
↻	WALCZAK Adela	62.1cm
↺	AUGUSTYNIAK Andrzej	40.9cm
Total		103.0cm

Last Stone Draw		Distance
↻	COOMBS Garry	115.2cm
↺	BEEVER Laura	199.6cm
Total		314.8cm

Time remaining: 1 minute 41 seconds
0 minutes 55 seconds (after extra end)

Time remaining: 1 minute 50 seconds
0 minutes 38 seconds (after extra end)

Time-out: End 8; End 9

Time-out: End 9

Power Play: End 7

Power Play: End 8

Note:
Team members are identified as follows:
F = Female, M = Male

Legend:
 Power Play ↻ Clockwise ↺ Counter-clockwise
LSFE(*) Last Stone First End



MON 4 DEC 2023
Start Time 9:00

Round Robin Session 7
Group A - Sheet D

Game Results

Sheet	Team	LSFE	1	2	3	4	5	6	7	8	Extra Ends	Total
D	GER - Germany	*	2	0	5	1	0	2	X	X		10
	IND - India		0	1	0	0	3	0	X	X		4

GER - Germany	
F	KAPP Lena
M	TOTZEK Sixten

IND - India	
F	CHAUDHARI Namini
M	RAJU P. N.

Last Stone Draw		Distance
↻	KAPP Lena	35.0cm
↺	TOTZEK Sixten	189.7cm
Total		224.7cm

Last Stone Draw		Distance
↻	CHAUDHARI Namini	199.6cm
↺	RAJU P. N.	199.6cm
Total		399.2cm

Time remaining: 8 minutes 24 seconds
Power Play: End 6

Time remaining: 4 minutes 24 seconds
Power Play: End 5

Note:
Team members are identified as follows:
F = Female, M = Male

Legend:
 Power Play ↻ Clockwise ↺ Counter-clockwise
LSFE(*) Last Stone First End **X** Unplayed/unfinished end due to concession





MON 4 DEC 2023
Start Time 9:00

Round Robin Session 7
Group B - Sheet E

Game Results

Sheet	Team	LSFE	1	2	3	4	5	6	7	8	Extra Ends	Total
E	AUT - Austria	*	0	0	0	2	0	1	0	X		3
	CHN - China		1	3	1	0	1	0	4	X		10

AUT - Austria	
F	PFLUEGLER Astrid
M	HOFER Matthaeus

CHN - China	
F	YANG Ying
M	TIAN Jiafeng

Last Stone Draw		Distance
↻	PFLUEGLER Astrid	36.0cm
↺	HOFER Matthaeus	26.6cm
Total		62.6cm

Last Stone Draw		Distance
↻	YANG Ying	135.5cm
↺	TIAN Jiafeng	92.8cm
Total		228.3cm

Time remaining: 6 minutes 13 seconds
Power Play: End 6

Time remaining: 4 minutes 31 seconds
Time-out: End 6
Power Play: End 7

Note:
Team members are identified as follows:
F = Female, M = Male

Legend:
 Power Play ↻ Clockwise ↺ Counter-clockwise
LSFE(*) Last Stone First End **X** Unplayed/unfinished end due to concession



Session Results and Standings

Sheet	Team	LSD/LSFE	1	2	3	4	5	6	7	8	Extra Ends	Total
A	UKR - Ukraine	115.1cm *	0	0	0	1	0	0	1	X		2
	IND - India	230.3cm	1	1	2	0	2	2	0	X		8
B	POL - Poland	196.7cm	0	4	0	2	2	0	1			W
	CHN - China	120.4cm *	3	0	1	0	0	2	0	/		L
C	KGZ - Kyrgyzstan	399.2cm	0	2	0	1	1	0	1	X		5
	TPE - Chinese Taipei	177.1cm *	3	0	5	0	0	4	0	X		12
D	WAL - Wales	246.2cm *	0	3	1	1	2	0	0	1		8
	POR - Portugal	270.5cm	4	0	0	0	0	3	2	0		9
E	LAT - Latvia	56.6cm	0	0	0	0	0	0	X	X		0
	GER - Germany	49.2cm *	2	1	2	3	2	2	X	X		12
F	JAM - Jamaica	49.2cm	2	1	0	0	0	1	0	X		4
	AUT - Austria	42.3cm *	0	0	4	2	1	0	2	X		9

Current Standings

Group A					Group B				
Rank	Team	Games	Wins	Losses	Rank	Team	Games	Wins	Losses
1	GER - Germany	3	3	0	1	FRA - France	2	2	0
2	TPE - Chinese Taipei	2	2	0	2	AUT - Austria	3	2	1
3	IND - India	3	2	1	2	CHN - China	3	2	1
4	IRL - Ireland	2	1	1	2	POL - Poland	3	2	1
5	LAT - Latvia	3	1	2	5	POR - Portugal	3	1	2
6	UKR - Ukraine	2	0	2	6	JAM - Jamaica	2	0	2
7	KGZ - Kyrgyzstan	3	0	3	6	WAL - Wales	2	0	2

Group C					Group D				
Rank	Team	Games	Wins	Losses	Rank	Team	Games	Wins	Losses
1	HUN - Hungary	2	2	0	1	FIN - Finland	2	2	0
2	GUY - Guyana	1	1	0	1	NZL - New Zealand	2	2	0
3	HKG - Hong Kong	2	1	1	3	BEL - Belgium	2	1	1
3	MEX - Mexico	2	1	1	3	LTU - Lithuania	2	1	1
5	ENG - England	3	1	2	5	BRA - Brazil	2	0	2
6	SLO - Slovenia	2	0	2	5	SVK - Slovakia	2	0	2

Note:
Under WCF rules, tie-breaking rules for standings are not applied until after the last game of the round robin.

Legend:
 Power Play / Team ran out of time L Loss
LSD Last Stone Draw **LSFE(*)** Last Stone First End **W** Win
X Unplayed/unfinished end due to concession

CHN forfeited the game (ran out of time during end 8, 1 stone remaining)



SUN 3 DEC 2023
Start Time 19:30

Round Robin Session 6
Group A - Sheet A

Game Results

Sheet	Team	LSFE	1	2	3	4	5	6	7	8	Extra Ends	Total
A	UKR - Ukraine	*	0	0	0	1	0	0	1	X		2
	IND - India		1	1	2	0	2	2	0	X		8

UKR - Ukraine	
F	MOSKALENKO Diana
M	SUHAK Artem

IND - India	
F	CHAUDHARI Namini
M	RAJU P. N.

Last Stone Draw	Distance
↻ MOSKALENKO Diana	47.3cm
↻ SUHAK Artem	67.8cm
Total	115.1cm

Last Stone Draw	Distance
↻ RAJU P. N.	199.6cm
↻ CHAUDHARI Namini	30.7cm
Total	230.3cm

Time remaining: 2 minutes 47 seconds

Time remaining: 3 minutes 49 seconds

Time-out: End 6

Power Play: End 3

Note:
Team members are identified as follows:
F = Female, M = Male

Legend:
 Power Play ↻ Clockwise ↺ Counter-clockwise
LSFE(*) Last Stone First End **X** Unplayed/unfinished end due to concession



SUN 3 DEC 2023
Start Time 19:30

Round Robin Session 6
Group B - Sheet B

Game Results

Sheet	Team	LSFE	1	2	3	4	5	6	7	8	Extra Ends	Total
B	POL - Poland		0	4	0	2	2	0	1			W
	CHN - China	*	3	0	1	0	0	2	0	/		L

POL - Poland	
F	WALCZAK Adela
M	AUGUSTYNIAK Andrzej

CHN - China	
F	YANG Ying
M	TIAN Jiafeng

Last Stone Draw		Distance
↻	AUGUSTYNIAK Andrzej	37.6cm
↺	WALCZAK Adela	159.1cm
Total		196.7cm

Last Stone Draw		Distance
↻	TIAN Jiafeng	53.5cm
↺	YANG Ying	66.9cm
Total		120.4cm

Time remaining: 0 minutes 29 seconds
Time-out: End 6
Power Play: End 7

Time remaining: 0 minutes 0 seconds
Time-out: End 7
Power Play: End 6
CHN forfeited the game (ran out of time during end 8, 1 stone remaining)

Note:
Team members are identified as follows:
F = Female, **M** = Male

Legend:
 Power Play ↻ Clockwise ↺ Counter-clockwise
 / Team ran out of time **L** Loss **LSFE(*)** Last Stone First End
W Win





SUN 3 DEC 2023
Start Time 19:30

Round Robin Session 6
Group B - Sheet D

Game Results

Sheet	Team	LSFE	1	2	3	4	5	6	7	8	Extra	Ends	Total
D	WAL - Wales	*	0	3	1	1	2	0	0	1			8
	POR - Portugal		4	0	0	0	0	3	2	0			9

WAL - Wales	
F	BEEVER Laura
M	COOMBS Garry

POR - Portugal	
F	MARTINS ETHIER Antonieta
M	SANTOS Vitor

Last Stone Draw		Distance
	BEEVER Laura	108.1cm
	COOMBS Garry	138.1cm
Total		246.2cm

Last Stone Draw		Distance
	MARTINS ETHIER Antonieta	199.6cm
	SANTOS Vitor	70.9cm
Total		270.5cm

Time remaining: 2 minutes 55 seconds
Time-out: End 8
Power Play: End 8

Time remaining: 0 minutes 37 seconds
Time-out: End 8
Power Play: End 6

Note:
Team members are identified as follows:
F = Female, M = Male

Legend:
 Power Play Clockwise Counter-clockwise
LSFE(*) Last Stone First End



SUN 3 DEC 2023
Start Time 19:30

Round Robin Session 6
Group A - Sheet E

Game Results

Sheet	Team	LSFE	1	2	3	4	5	6	7	8	Extra Ends	Total
E	LAT - Latvia		0	0	0	0	0	0	X	X		0
	GER - Germany	*	2	1	2	3	2	2	X	X		12

LAT - Latvia	
F	BLUMBERGA-BERZINA Santa
M	BREMANIS Andris

GER - Germany	
F	KAPP Lena
M	TOTZEK Sixten

Last Stone Draw		Distance
↻	BREMANIS Andris	30.5cm
↺	BLUMBERGA-BERZINA Santa	26.1cm
Total		56.6cm

Last Stone Draw		Distance
↻	TOTZEK Sixten	7.5cm
↺	KAPP Lena	41.7cm
Total		49.2cm

Time remaining: 7 minutes 48 seconds

Time remaining: 9 minutes 18 seconds

Power Play: End 3

Note:
Team members are identified as follows:
F = Female, M = Male

Legend:
 Power Play ↻ Clockwise ↺ Counter-clockwise
LSFE(*) Last Stone First End **X** Unplayed/unfinished end due to concession





SUN 3 DEC 2023
Start Time 19:30

Round Robin Session 6
Group B - Sheet F

Game Results

Sheet	Team	LSFE	1	2	3	4	5	6	7	8	Extra Ends	Total
F	JAM - Jamaica		2	1	0	0	0	1	0	X		4
	AUT - Austria	*	0	0	4	2	1	0	2	X		9

JAM - Jamaica	
F	SPURGEON Madeleine
M	ROBERTSON Ian

AUT - Austria	
F	PFLUEGLER Astrid
M	HOFER Matthaues

Last Stone Draw		Distance
↻	SPURGEON Madeleine	35.0cm
↺	ROBERTSON Ian	14.2cm
Total		49.2cm

Last Stone Draw		Distance
↻	HOFER Matthaues	16.3cm
↺	PFLUEGLER Astrid	26.0cm
Total		42.3cm

Time remaining: 4 minutes 51 seconds

Time remaining: 6 minutes 55 seconds

Power Play: End 7

Note:
Team members are identified as follows:
F = Female, M = Male

Legend:
 Power Play ↻ Clockwise ↺ Counter-clockwise
LSFE(*) Last Stone First End **X** Unplayed/unfinished end due to concession





SUN 3 DEC 2023
Start Time 16:00

Round Robin Session 5
Group C - Sheet A

Game Results

Sheet	Team	LSFE	1	2	3	4	5	6	7	8	Extra	Ends	Total
A	MEX - Mexico		1	0	0	4	2	0	0	X			7
	HKG - Hong Kong	*	0	1	1	0	0	1	1	X			4

MEX - Mexico	
F	QUINTERO Estefana
M	ABREU Ismael

HKG - Hong Kong	
F	HUNG Ling-Yue
M	CHANG Jason

Last Stone Draw		Distance
↻	ABREU Ismael	79.8cm
↺	QUINTERO Estefana	132.0cm
Total		211.8cm

Last Stone Draw		Distance
↻	HUNG Ling-Yue	50.8cm
↺	CHANG Jason	6.8cm
Total		57.6cm

Time remaining: 3 minutes 28 seconds
Time-out: End 7
Power Play: End 8

Time remaining: 4 minutes 31 seconds
Time-out: End 8
Power Play: End 6

Note:
Team members are identified as follows:
F = Female, M = Male

Legend:
 Power Play ↻ Clockwise ↺ Counter-clockwise
LSFE(*) Last Stone First End **X** Unplayed/unfinished end due to concession





SUN 3 DEC 2023
Start Time 16:00

Round Robin Session 5
Group D - Sheet B

Game Results

Sheet	Team	LSFE	1	2	3	4	5	6	7	8	Extra	Ends	Total
B	LTU - Lithuania	*	0	1	0	2	0	2	1	0	0		6
	NZL - New Zealand		1	0	1	0	3	0	0	1	2		8

LTU - Lithuania	
F	JANULEVICIUTE Lina
M	KIUDYS Donatas

NZL - New Zealand	
F	SMITH Courtney
M	HOOD Anton

Last Stone Draw		Distance
	KIUDYS Donatas	199.6cm
	JANULEVICIUTE Lina	45.7cm
Total		245.3cm

Last Stone Draw		Distance
	SMITH Courtney	166.3cm
	HOOD Anton	87.9cm
Total		254.2cm

Time remaining: 3 minutes 2 seconds
0 minutes 29 seconds (after extra end)

Time remaining: 0 minutes 26 seconds
1 minute 16 seconds (after extra end)

Time-out: End 8; End 9

Time-out: End 5; End 9

Power Play: End 7

Note:
Team members are identified as follows:
F = Female, M = Male

Legend:
 Power Play Clockwise Counter-clockwise
LSFE(*) Last Stone First End





SUN 3 DEC 2023
Start Time 16:00

Round Robin Session 5
Group C - Sheet D

Game Results

Sheet	Team	LSFE	1	2	3	4	5	6	7	8	Extra Ends	Total
D	HUN - Hungary	*	0	0	1	1	2	0	5	0		9
	ENG - England		1	2	0	0	0	2	0	2		7

HUN - Hungary	
F	HALASZ Csilla
M	EZSOL Gabor

ENG - England	
F	OPEL Lina
M	OPEL Michael

Last Stone Draw		Distance
	HALASZ Csilla	36.8cm
	EZSOL Gabor	11.2cm
Total		48.0cm

Last Stone Draw		Distance
	OPEL Lina	156.1cm
	OPEL Michael	41.1cm
Total		197.2cm

Time remaining: 0 minutes 26 seconds

Time-out: End 8

Power Play: End 7

Time remaining: 0 minutes 35 seconds

Time-out: End 8

Power Play: End 5

Note:
Team members are identified as follows:
F = Female, M = Male

Legend:
 Power Play Clockwise Counter-clockwise
LSFE(*) Last Stone First End



SUN 3 DEC 2023
Start Time 16:00

Round Robin Session 5
Group D - Sheet F

Game Results

Sheet	Team	LSFE	1	2	3	4	5	6	7	8	Extra Ends	Total
F	BRA - Brazil		0	0	0	0	0	0	X	X		0
	FIN - Finland	*	2	1	1	2	2	3	X	X		11

BRA - Brazil	
F	DE SOUZA CAMPOS FC
M	RIBEIRO PIRES Felipe Augusto

FIN - Finland	
F	IMMONEN Lotta
M	SIPILA Markus

Last Stone Draw		Distance
↻	DE SOUZA CAMPOS Fabiana Cristina	63.6cm
↺	RIBEIRO PIRES Felipe Augusto	199.6cm
Total		263.2cm

Last Stone Draw		Distance
↻	SIPILA Markus	6.1cm
↺	IMMONEN Lotta	135.0cm
Total		141.1cm

Time remaining: 4 minutes 58 seconds
Power Play: End 5

Time remaining: 8 minutes 23 seconds

Note:
Team members are identified as follows:
F = Female, M = Male

Legend:
 Power Play ↻ Clockwise ↺ Counter-clockwise
LSFE(*) Last Stone First End **X** Unplayed/unfinished end due to concession





SUN 3 DEC 2023
Start Time 12:30

Round Robin Session 4
Group B - Sheet B

Game Results

Sheet	Team	LSFE	1	2	3	4	5	6	7	8	Extra	Ends	Total
B	AUT - Austria	*	0	0	0	0	2	0	1	X			3
	FRA - France		2	1	2	1	0	2	0	X			8

AUT - Austria	
F	PFLUEGLER Astrid
M	HOFER Matthaeus

FRA - France	
F	SHEVCHUK Kseniya
M	COULOT Wilfrid

Last Stone Draw	Distance
↻ PFLUEGLER Astrid	6.8cm
↻ HOFER Matthaeus	30.0cm
Total	36.8cm

Last Stone Draw	Distance
↻ COULOT Wilfrid	14.6cm
↻ SHEVCHUK Kseniya	199.6cm
Total	214.2cm

Time remaining: 3 minutes 30 seconds

Time-out: End 8

Power Play: End 5

Time remaining: 0 minutes 38 seconds

Power Play: End 6

Note:
Team members are identified as follows:
F = Female, M = Male

Legend:
 Power Play ↻ Clockwise ↺ Counter-clockwise
LSFE(*) Last Stone First End **X** Unplayed/unfinished end due to concession



SUN 3 DEC 2023
Start Time 12:30

Round Robin Session 4
Group A - Sheet C

Game Results

Sheet	Team	LSFE	1	2	3	4	5	6	7	8	Extra Ends	Total
C	LAT - Latvia	*	1	0	0	3	0	1	0	0		5
	IRL - Ireland		0	2	2	0	1	0	2	1		8

LAT - Latvia	
F	BLUMBERGA-BERZINA Santa
M	BREMANIS Andris

IRL - Ireland	
F	FYFE Alison
M	WILSON John

Last Stone Draw		Distance
	BLUMBERGA-BERZINA Santa	32.9cm
	BREMANIS Andris	28.5cm
Total		61.4cm

Last Stone Draw		Distance
	WILSON John	140.0cm
	FYFE Alison	71.8cm
Total		211.8cm

Time remaining: 1 minute 56 seconds
Power Play: End 4

Time remaining: 2 minutes 11 seconds
Power Play: End 7

Note:
Team members are identified as follows:
F = Female, M = Male

Legend:
 Power Play Clockwise Counter-clockwise
LSFE(*) Last Stone First End





SUN 3 DEC 2023
Start Time 12:30

Round Robin Session 4
Group B - Sheet D

Game Results

Sheet	Team	LSFE	1	2	3	4	5	6	7	8	Extra Ends	Total
D	JAM - Jamaica		0	0	0	0	2	0	X	X		2
	POL - Poland	*	4	1	2	1	0	2	X	X		10

JAM - Jamaica	
F	SPURGEON Madeleine
M	ROBERTSON Ian

POL - Poland	
F	WALCZAK Adela
M	AUGUSTYNIAK Andrzej

Last Stone Draw		Distance
↻	ROBERTSON Ian	61.1cm
↺	SPURGEON Madeleine	44.0cm
Total		105.1cm

Last Stone Draw		Distance
↻	WALCZAK Adela	37.4cm
↺	AUGUSTYNIAK Andrzej	45.3cm
Total		82.7cm

Time remaining: 5 minutes 58 seconds

Time remaining: 8 minutes 28 seconds

Power Play: End 5

Note:
Team members are identified as follows:
F = Female, M = Male

Legend:
 Power Play ↻ Clockwise ↺ Counter-clockwise
LSFE(*) Last Stone First End **X** Unplayed/unfinished end due to concession





SUN 3 DEC 2023
Start Time 12:30

Round Robin Session 4
Group A - Sheet E

Game Results

Sheet	Team	LSFE	1	2	3	4	5	6	7	8	Extra Ends	Total
E	IND - India		0	0	0	0	0	1	1	X		2
	TPE - Chinese Taipei	*	1	1	1	1	1	0	0	X		5

IND - India	
F	CHAUDHARI Namini
M	RAJU P. N.

TPE - Chinese Taipei	
F	CHOU Amanda
M	LIU Brendon

Last Stone Draw	Distance
↻ CHAUDHARI Namini	105.5cm
↻ RAJU P. N.	17.3cm
Total	122.8cm

Last Stone Draw	Distance
↻ LIU Brendon	54.5cm
↻ CHOU Amanda	20.9cm
Total	75.4cm

Time remaining: 2 minutes 25 seconds

Time-out: End 8

Power Play: End 6

Time remaining: 1 minute 17 seconds

Power Play: End 8

Note:
Team members are identified as follows:
F = Female, M = Male

Legend:
 Power Play ↻ Clockwise ↺ Counter-clockwise
LSFE(*) Last Stone First End **X** Unplayed/unfinished end due to concession





SUN 3 DEC 2023
Start Time 12:30

Round Robin Session 4
Group B - Sheet F

Game Results

Sheet	Team	LSFE	1	2	3	4	5	6	7	8	Extra	Ends	Total
F	CHN - China	*	0	1	2	2	0	3	0	1			9
	POR - Portugal		2	0	0	0	3	0	1	0			6

CHN - China	
F	YANG Ying
M	TIAN Jiafeng

POR - Portugal	
F	MARTINS ETHIER Antonieta
M	SANTOS Vitor

Last Stone Draw	Distance
🕒 YANG Ying	89.5cm
🕒 TIAN Jiafeng	15.0cm
Total	104.5cm

Last Stone Draw	Distance
🕒 SANTOS Vitor	199.6cm
🕒 MARTINS ETHIER Antonieta	41.8cm
Total	241.4cm

Time remaining: 0 minutes 33 seconds

Time-out: End 8

Power Play: End 6

Time remaining: 0 minutes 12 seconds

Time-out: End 8

Power Play: End 7

Note:
Team members are identified as follows:
F = Female, M = Male

Legend:
 Power Play 🕒 Clockwise 🕒 Counter-clockwise
LSFE(*) Last Stone First End





SUN 3 DEC 2023
Start Time 9:00

Round Robin Session 3
Group C - Sheet A

Game Results

Sheet	Team	LSFE	1	2	3	4	5	6	7	8	Extra Ends	Total
A	ENG - England	*	0	0	1	1	1	3	0	1		7
	SLO - Slovenia		1	1	0	0	0	0	2	0		4

ENG - England	
F	OPEL Lina
M	OPEL Michael

SLO - Slovenia	
F	GREGORI Liza
M	LANGUS Simon

Last Stone Draw	Distance
↻ OPEL Michael	64.3cm
↻ OPEL Lina	27.5cm
Total	91.8cm

Last Stone Draw	Distance
↻ LANGUS Simon	56.9cm
↻ GREGORI Liza	122.8cm
Total	179.7cm

Time remaining: 3 minutes 8 seconds

Time-out: End 6

Power Play: End 8

Time remaining: 0 minutes 58 seconds

Power Play: End 6

Note:
Team members are identified as follows:
F = Female, M = Male

Legend:
 Power Play ↻ Clockwise ↺ Counter-clockwise
LSFE(*) Last Stone First End





SUN 3 DEC 2023
Start Time 9:00

Round Robin Session 3
Group D - Sheet C

Game Results

Sheet	Team	LSFE	1	2	3	4	5	6	7	8	Extra Ends	Total
C	NZL - New Zealand	*	0	2	1	2	0	3	2	X		10
	BRA - Brazil		1	0	0	0	1	0	0	X		2

NZL - New Zealand	
F	SMITH Courtney
M	HOOD Anton

BRA - Brazil	
F	DE SOUZA CAMPOS FC
M	RIBEIRO PIRES Felipe Augusto

Last Stone Draw	Distance
↻ HOOD Anton	53.7cm
↻ SMITH Courtney	154.1cm
Total	207.8cm

Last Stone Draw	Distance
↻ DE SOUZA CAMPOS Fabiana Cristina	199.6cm
↻ RIBEIRO PIRES Felipe Augusto	61.7cm
Total	261.3cm

Time remaining: 6 minutes 22 seconds

Power Play: End 6

Time remaining: 3 minutes 48 seconds

Power Play: End 5

Note:
Team members are identified as follows:
F = Female, M = Male

Legend:
 Power Play ↻ Clockwise ↺ Counter-clockwise
LSFE(*) Last Stone First End **X** Unplayed/unfinished end due to concession





SUN 3 DEC 2023
Start Time 9:00

Round Robin Session 3
Group C - Sheet D

Game Results

Sheet	Team	LSFE	1	2	3	4	5	6	7	8	Extra Ends	Total
D	GUY - Guyana	*	0	1	2	1	1	0	3	1		9
	MEX - Mexico		1	0	0	0	0	3	0	0		4

GUY - Guyana	
F	HUSSAIN Farzana
M	HUSAIN Rayad

MEX - Mexico	
F	QUINTERO Estefana
M	ABREU Ismael

Last Stone Draw		Distance
	HUSSAIN Farzana	109.9cm
	HUSAIN Rayad	4.8cm
Total		114.7cm

Last Stone Draw		Distance
	QUINTERO Estefana	142.0cm
	ABREU Ismael	199.6cm
Total		341.6cm

Time remaining: 1 minute 11 seconds
Time-out: End 7
Power Play: End 7

Time remaining: 0 minutes 38 seconds
Time-out: End 8
Power Play: End 6

Note:
Team members are identified as follows:
F = Female, M = Male

Legend:
 Power Play Clockwise Counter-clockwise
LSFE(*) Last Stone First End





SUN 3 DEC 2023
Start Time 9:00

Round Robin Session 3
Group D - Sheet E

Game Results

Sheet	Team	LSFE	1	2	3	4	5	6	7	8	Extra Ends	Total
E	SVK - Slovakia	*	0	1	0	0	4	0	1	0		6
	BEL - Belgium		1	0	1	2	0	2	0	1		7

SVK - Slovakia	
F	SYKOROVA Silvia
M	SYKORA Marek

BEL - Belgium	
F	VAN OOSTERWYCK Caro
M	SPRUYT Jeroen

Last Stone Draw	Distance
↻ SYKOROVA Silvia	20.0cm
↻ SYKORA Marek	41.9cm
Total	61.9cm

Last Stone Draw	Distance
↻ VAN OOSTERWYCK Caro	132.9cm
↻ SPRUYT Jeroen	125.3cm
Total	258.2cm

Time remaining: 0 minutes 41 seconds

Power Play: End 7

Time remaining: 2 minutes 20 seconds

Time-out: End 7

Power Play: End 8

Note:
Team members are identified as follows:
F = Female, M = Male

Legend:
 Power Play ↻ Clockwise ↺ Counter-clockwise
LSFE(*) Last Stone First End



SAT 2 DEC 2023
Start Time 20:30

Round Robin Session 2
Group A - Sheet A

Game Results

Sheet	Team	LSFE	1	2	3	4	5	6	7	8	Extra	Ends	Total
A	LAT - Latvia		0	1	1	0	0	3	0	3	1		9
	UKR - Ukraine	*	1	0	0	2	1	0	4	0	0		8

LAT - Latvia	
F	BLUMBERGA-BERZINA Santa
M	BREMANIS Andris

UKR - Ukraine	
F	MOSKALENKO Diana
M	SUHAK Artem

Last Stone Draw		Distance
	BREMANIS Andris	147.3cm
	BLUMBERGA-BERZINA Santa	33.2cm
Total		180.5cm

Last Stone Draw		Distance
	MOSKALENKO Diana	14.4cm
	SUHAK Artem	46.2cm
Total		60.6cm

Time remaining: 6 minutes 22 seconds
1 minute 51 seconds (after extra end)

Time remaining: 1 minute 9 seconds
0 minutes 17 seconds (after extra end)

Power Play: End 6

Time-out: End 8; End 9

Power Play: End 7

Note:
Team members are identified as follows:
F = Female, M = Male

Legend:
 Power Play Clockwise Counter-clockwise
LSFE(*) Last Stone First End



SAT 2 DEC 2023
Start Time 20:30

Round Robin Session 2
Group B - Sheet B

Game Results

Sheet	Team	LSFE	1	2	3	4	5	6	7	8	Extra	Ends	Total
B	FRA - France		0	0	0	4	1	1	0	3			9
	POR - Portugal	*	1	2	1	0	0	0	3	0			7

FRA - France	
F	SHEVCHUK Kseniya
M	COULOT Wilfrid

POR - Portugal	
F	MARTINS ETHIER Antonieta
M	SANTOS Vitor

Last Stone Draw		Distance
	SHEVCHUK Kseniya	68.2cm
	COULOT Wilfrid	28.7cm
Total		96.9cm

Last Stone Draw		Distance
	MARTINS ETHIER Antonieta	12.4cm
	SANTOS Vitor	11.2cm
Total		23.6cm

Time remaining: 2 minutes 8 seconds
Time-out: End 8
Power Play: End 8

Time remaining: 0 minutes 36 seconds
Time-out: End 8
Power Play: End 7

Note:
Team members are identified as follows:
F = Female, M = Male

Legend:
 Power Play Clockwise Counter-clockwise
LSFE(*) Last Stone First End





SAT 2 DEC 2023
Start Time 20:30

Round Robin Session 2
Group B - Sheet D

Game Results

Sheet	Team	LSFE	1	2	3	4	5	6	7	8	Extra	Ends	Total
D	POL - Poland		0	3	0	0	0	2	0	0			5
	AUT - Austria	*	3	0	1	1	1	0	1	1			8

POL - Poland	
F	WALCZAK Adela
M	AUGUSTYNIAK Andrzej

AUT - Austria	
F	PFLUEGLER Astrid
M	HOFER Matthaeus

Last Stone Draw	Distance
↻ AUGUSTYNIAK Andrzej	160.5cm
↻ WALCZAK Adela	35.7cm
Total	196.2cm

Last Stone Draw	Distance
↻ HOFER Matthaeus	67.1cm
↻ PFLUEGLER Astrid	87.3cm
Total	154.4cm

Time remaining: 1 minute 7 seconds

Time-out: End 7

Power Play: End 6

Time remaining: 2 minutes 19 seconds

Time-out: End 6

Note:
Team members are identified as follows:
F = Female, M = Male

Legend:
 Power Play ↻ Clockwise ↺ Counter-clockwise
LSFE(*) Last Stone First End



SAT 2 DEC 2023
Start Time 20:30

Round Robin Session 2
Group A - Sheet E

Game Results

Sheet	Team	LSFE	1	2	3	4	5	6	7	8	Extra Ends	Total
E	GER - Germany		2	0	4	0	4	1	X	X		11
	IRL - Ireland	*	0	0	0	2	0	0	X	X		2

GER - Germany	
F	KAPP Lena
M	TOTZEK Sixten

IRL - Ireland	
F	FYFE Alison
M	WILSON John

Last Stone Draw		Distance
↻	TOTZEK Sixten	199.6cm
↺	KAPP Lena	199.6cm
Total		399.2cm

Last Stone Draw		Distance
↻	FYFE Alison	165.7cm
↺	WILSON John	77.9cm
Total		243.6cm

Time remaining: 9 minutes 48 seconds

Time remaining: 7 minutes 35 seconds

Power Play: End 4

Note:
Team members are identified as follows:
F = Female, M = Male

Legend:
 Power Play ↻ Clockwise ↺ Counter-clockwise
LSFE(*) Last Stone First End **X** Unplayed/unfinished end due to concession





SAT 2 DEC 2023
Start Time 20:30

Round Robin Session 2
Group B - Sheet F

Game Results

Sheet	Team	LSFE	1	2	3	4	5	6	7	8	Extra Ends	Total
F	WAL - Wales		0	0	0	0	1	0	X	X		1
	CHN - China	*	4	3	1	2	0	3	X	X		13

WAL - Wales	
F	BEEVER Laura
M	COOMBS Garry

CHN - China	
F	YANG Ying
M	TIAN Jiafeng

Last Stone Draw	Distance
↻ COOMBS Garry	104.9cm
↻ BEEVER Laura	199.6cm
Total	304.5cm

Last Stone Draw	Distance
↻ TIAN Jiafeng	31.0cm
↻ YANG Ying	37.4cm
Total	68.4cm

Time remaining: 6 minutes 4 seconds

Power Play: End 5

Time remaining: 6 minutes 38 seconds

Time-out: End 5

Power Play: End 6

Note:
Team members are identified as follows:
F = Female, M = Male

Legend:
 Power Play ↻ Clockwise ↺ Counter-clockwise
LSFE(*) Last Stone First End **X** Unplayed/unfinished end due to concession



SAT 2 DEC 2023
Start Time 17:00

Round Robin Session 1
Group D - Sheet A

Game Results

Sheet	Team	LSFE	1	2	3	4	5	6	7	8	Extra Ends	Total
A	FIN - Finland	*	1	0	1	1	1	1	2	2		9
	BEL - Belgium		0	3	0	0	0	0	0	0		3

FIN - Finland	
F	IMMONEN Lotta
M	SIPILA Markus

BEL - Belgium	
F	VAN OOSTERWYCK Caro
M	SPRUYT Jeroen

Last Stone Draw		Distance
	IMMONEN Lotta	56.5cm
	SIPILA Markus	7.7cm
Total		64.2cm

Last Stone Draw		Distance
	SPRUYT Jeroen	199.6cm
	VAN OOSTERWYCK Caro	49.4cm
Total		249.0cm

Time remaining: 0 minutes 17 seconds
Time-out: End 8

Time remaining: 0 minutes 22 seconds
Time-out: End 5
Power Play: End 7

Note:
Team members are identified as follows:
F = Female, M = Male

Legend:
 Power Play Clockwise Counter-clockwise
LSFE(*) Last Stone First End





SAT 2 DEC 2023
Start Time 17:00

Round Robin Session 1
Group C - Sheet B

Game Results

Sheet	Team	LSFE	1	2	3	4	5	6	7	8	Extra Ends	Total
B	HUN - Hungary		0	2	2	1	0	2	1	X		8
	SLO - Slovenia	*	1	0	0	0	1	0	0	X		2

HUN - Hungary	
F	HALASZ Csilla
M	EZSOL Gabor

SLO - Slovenia	
F	GREGORI Liza
M	LANGUS Simon

Last Stone Draw		Distance
↻	EZSOL Gabor	199.6cm
↺	HALASZ Csilla	143.3cm
Total		342.9cm

Last Stone Draw		Distance
↻	GREGORI Liza	149.8cm
↺	LANGUS Simon	184.7cm
Total		334.5cm

Time remaining: 4 minutes 58 seconds

Time remaining: 2 minutes 6 seconds

Power Play: End 7

Note:
Team members are identified as follows:
F = Female, M = Male

Legend:
 Power Play ↻ Clockwise ↺ Counter-clockwise
LSFE(*) Last Stone First End **X** Unplayed/unfinished end due to concession





SAT 2 DEC 2023
Start Time 17:00

Round Robin Session 1
Group C - Sheet C

Game Results

Sheet	Team	LSFE	1	2	3	4	5	6	7	8	Extra	Ends	Total
C	ENG - England		0	0	1	1	2	0	1	X			5
	HKG - Hong Kong	*	4	1	0	0	0	2	0	X			7

ENG - England	
F	OPEL Lina
M	OPEL Michael

HKG - Hong Kong	
F	HUNG Ling-Yue
M	CHANG Jason

Last Stone Draw		Distance
↻	OPEL Michael	71.2cm
↺	OPEL Lina	199.6cm
Total		270.8cm

Last Stone Draw		Distance
↻	CHANG Jason	65.1cm
↺	HUNG Ling-Yue	132.1cm
Total		197.2cm

Time remaining: 1 minute 51 seconds
Time-out: End 8
Power Play: End 2

Time remaining: 2 minutes 1 second
Time-out: End 8
Power Play: End 8

Note:
Team members are identified as follows:
F = Female, M = Male

Legend:
 Power Play ↻ Clockwise ↺ Counter-clockwise
LSFE(*) Last Stone First End **X** Unplayed/unfinished end due to concession



Entry List by Event

As of SAT 2 DEC 2023

AUT - Austria		Group B
F	PFLUEGLER Astrid	R
M	HOFER Matthaues	R
C	SCHROEDER Bjoern (GER)	
O	-	

BEL - Belgium		Group D
F	VAN OOSTERWYCK Caro	R
M	SPRUYT Jeroen	R
C	HOESS Johanna (AUT)	
O	-	

BRA - Brazil		Group D
F	DE SOUZA CAMPOS Fabiana Cristina	R
M	RIBEIRO PIRES Felipe Augusto	R
C	-	
O	-	

CHN - China		Group B
F	YANG Ying	R
M	TIAN Jiafeng	R
C	ZHOU Yan	
O	LI Dongyan	

ENG - England		Group C
F	OPEL Lina	R
M	OPEL Michael	R
C	GOW Harry (GBR)	
O	LI Xiaoqing	

FIN - Finland		Group D
F	IMMONEN Lotta	R
M	SIPILA Markus	R
C	YRTTIAHO Harri	
O	-	

FRA - France		Group B
F	SHEVCHUK Kseniya	R
M	COULOT Wilfrid	R
C	MERCIER Thierry	
O	-	

GER - Germany		Group A
F	KAPP Lena	R
M	TOTZEK Sixten	R
C	KAPP Uli	
O	-	

GUY - Guyana		Group C
F	HUSSAIN Farzana	R
M	HUSAIN Rayad	R
C	ANDERSEN Peter (CAN)	
O	-	

HKG - Hong Kong		Group C
F	HUNG Ling-Yue	R
M	CHANG Jason	R
C	COLLINS Rick (CAN)	
O	-	

HUN - Hungary		Group C
F	HALASZ Csilla	R
M	EZSOL Gabor	R
C	BELLELI Lajos	
2C	FOTI Balazs	

IND - India		Group A
F	CHAUDHARI Namini	L
M	RAJU P. N.	R
C	-	
O	-	

IRL - Ireland		Group A
F	FYFE Alison	R
M	WILSON John	R
C	McCROSSAN Eoin	
O	-	

JAM - Jamaica		Group B
F	SPURGEON Madeleine	R
M	ROBERTSON Ian	R
C	SHEPHERD-SPURGEON Margot	
O	-	

KGZ - Kyrgyzstan		Group A
F	ASANBAEVA Keremet	R
M	MYRZABAEV Beksultan	R
C	ASANALIEV Aibek	
O	-	

LAT - Latvia		Group A
F	BLUMBERGA-BERZINA Santa	R
M	BREMANIS Andris	R
C	BREMANE Madara	
O	-	

Entry List by Event

As of SAT 2 DEC 2023

LTU - Lithuania		Group D
F	JANULEVICIUTE Lina	R
M	KIUDYS Donatas	R
C	VAICEKONYTE Asta	
O	-	

MEX - Mexico		Group C
F	QUINTERO Estefana	R
M	ABREU Ismael	R
C	BEATTY Heather (CAN)	
O	-	

NZL - New Zealand		Group D
F	SMITH Courtney	R
M	HOOD Anton	R
C	RAMSAY David (SCO)	
O	-	

POL - Poland		Group B
F	WALCZAK Adela	R
M	AUGUSTYNIAK Andrzej	R
C	-	
O	-	

POR - Portugal		Group B
F	MARTINS ETHIER Antonieta	R
M	SANTOS Vitor	R
C	SIMPSON Fiona Grace (SCO)	
O	-	

SLO - Slovenia		Group C
F	GREGORI Liza	R
M	LANGUS Simon	R
C	YOUNG Douglas (USA)	
O	-	

SVK - Slovakia		Group D
F	SYKOROVA Silvia	L
M	SYKORA Marek	R
C	SYKORA Daniel	
O	SYKOROVA Erika	

TPE - Chinese Taipei		Group A
F	CHOU Amanda	L
M	LIU Brendon	R
C	LIN Ting-Li	
O	-	

UKR - Ukraine		Group A
F	MOSKALENKO Diana	R
M	SUHAK Artem	R
C	LILL Erkki (EST)	
O	NIKOLOV Eduard	

WAL - Wales		Group B
F	BEEVER Laura	R
M	COOMBS Garry	R
C	POUGHER Richard	
NC	SPAIN Fiona (ENG)	

Note:

Team members are identified as follows:

F = Female, **M** = Male, **C** = Coach, **2C** = 2nd Team Coach, **NC** = National Coach, **T** = Translator, **O** = Team Official

Legend:

L Left-handed

R Right-handed



Competition Officials

As of SAT 2 DEC 2023

Function	Name	Organisation
WCF President:	WELLING Beau	USA - United States
WCF Head of Competitions:	ROETHLISBERGER Eeva	SUI - Switzerland
WCF Technical Delegate:	WILLMS Karri	CAN - Canada
Chief Umpire:	CZARNETZKI Susie	USA - United States
Deputy Chief Umpire:	BRODIE Harry	SCO - Scotland
Game Umpires:	GRUFMAN Ingemar	SWE - Sweden
	HOGG Jim	SCO - Scotland
	MICHALKA Rastislav	SVK - Slovakia
	PATERSON Kaye	SCO - Scotland
Chief Timer:	HUSTLER James	ENG - England
Deputy Chief Timer:	MATAU Cristian	ROU - Romania
Chief Ice Technician:	HERON John	SCO - Scotland
Deputy Chief Ice Technician:	DAVIDSON Fraser	SCO - Scotland

Competition Schedule

As of SAT 2 DEC 2023

Date	Start Time	Session	Sheet A	Sheet B	Sheet C	Sheet	Sheet	Sheet F
SAT 2 DEC	17:00	1	FIN - BEL	HUN - SLO	ENG - HKG			SVK - LTU
	20:30	2	LAT - UKR	FRA - POR	IND - KGZ	POL - AUT	GER - IRL	WAL - CHN
SUN 3 DEC	9:00	3	ENG - SLO		NZL - BRA	GUY - MEX	SVK - BEL	
	12:30	4	GER - KGZ	AUT - FRA	LAT - IRL	JAM - POL	IND - TPE	CHN - POR
	16:00	5	MEX - HKG	LTU - NZL		HUN - ENG		BRA - FIN
	19:30	6	UKR - IND	POL - CHN	KGZ - TPE	WAL - POR	LAT - GER	JAM - AUT
MON 4 DEC	9:00	7	JAM - FRA	UKR - TPE	POL - WAL	GER - IND	AUT - CHN	IRL - KGZ
	12:30	8			SLO - GUY	LTU - FIN	HKG - HUN	BEL - NZL
	16:00	9	POR - POL	KGZ - LAT	CHN - JAM	IRL - UKR	FRA - WAL	TPE - GER
	19:30	10	BRA - SVK	ENG - MEX	LTU - BEL	HKG - SLO	FIN - NZL	HUN - GUY
TUE 5 DEC	9:00	11	TPE - IRL	WAL - JAM	POR - AUT	CHN - FRA	KGZ - UKR	IND - LAT
	12:30	12		HKG - GUY	FIN - SVK		BRA - LTU	SLO - MEX
	16:00	13	AUT - WAL	IRL - IND	UKR - GER	TPE - LAT	POR - JAM	FRA - POL
	19:30	14		BEL - BRA	MEX - HUN	NZL - SVK	GUY - ENG	
WED 6 DEC	10:00	Play-off Games 1 - 4						
	15:00	Play-off Games 5 - 8						
THU 7 DEC	10:00	Play-off Games 9 & 10						

Note:

First named team in each game plays red-handled stones and wears dark coloured upper playing garments.
Please check online for more details and the latest updates.