



RESULTS SUMMARY

Men



**World Junior Curling Championships 2024
Lohja, Finland**

17 - 24 February 2024





WJCC 2024
Lohja, Finland

SAT 24 FEB 2024

World Junior Curling Championships 2024
Kisakallio Sports Institute
Men



Medallists

| Medal | Country | Name | Position - Function |
|--------|---------------|------------------------|---------------------|
| GOLD | NOR - Norway | HOESTMAELINGEN Lukas | 4 S |
| | | HASLEV NORDBYE Tinius | 3 |
| | | LILLEBOE Magnus | 2 |
| | | ERIKSEN Eskil | 1 |
| | | DAEHLIN Harald | A |
| | | HOESTMAELINGEN Johan | C |
| SILVER | ITA - Italy | GILLI Stefano | 3 S |
| | | DE ZANNA Francesco | 4 |
| | | GILLI Andrea | 2 |
| | | VIGLIANI Francesco | 1 |
| | | CAVALLERO Alberto | A |
| | | MARIANI Marco | C |
| BRONZE | DEN - Denmark | SCHMIDT Jacob | 3 S |
| | | VILANDT Jonathan | 4 |
| | | QVIST Alexander | 2 |
| | | JURLANDER BOEGE Kasper | 1 |
| | | JENSEN Nikki | A |
| | | VILANDT Lars | C |

Note:

Position and function for each team member:

4 = Fourth, **3** = Third, **2** = Second, **1** = Lead, **A** = Alternate, **S** = Skip, **C** = Coach

Final Standings

| Rank | Team | Players | Position - Function |
|------|---------------------|------------------------|---------------------|
| 1 | NOR - Norway | HOESTMAELINGEN Lukas | 4 S |
| | | HASLEV NORDBYE Tinius | 3 V |
| | | LILLEBOE Magnus | 2 |
| | | ERIKSEN Eskil | 1 |
| | | DAEHLIN Harald | A |
| | | HOESTMAELINGEN Johan | C |
| 2 | ITA - Italy | DE ZANNA Francesco | 4 V |
| | | GILLI Stefano | 3 S |
| | | GILLI Andrea | 2 |
| | | VIGLIANI Francesco | 1 |
| | | CAVALLERO Alberto | A |
| | | MARIANI Marco | C |
| 3 | DEN - Denmark | VILANDT Jonathan | 4 V |
| | | SCHMIDT Jacob | 3 S |
| | | QVIST Alexander | 2 |
| | | JURLANDER BOEGE Kasper | 1 |
| | | JENSEN Nikki | A |
| | | VILANDT Lars | C |
| 4 | USA - United States | WENDLING Wesley | 4 S |
| | | BESTLAND Jackson | 3 V |
| | | TUMA Kevin | 2 |
| | | ARMSTRONG Jackson | 1 |
| | | HEBERT Caden | A |
| | | SWISSHELM Ann | C |
| 5 | GER - Germany | KAPP Benjamin | 4 S |
| | | MESSENZEHL Felix | 3 V |
| | | SCHEUERL Johannes | 2 |
| | | TREVISIOL Mario | 1 |
| | | ENDERS Adrian | A |
| | | KAPP Andy | C |
| 6 | SCO - Scotland | CARSON Orrin | 4 S |
| | | CARSON Logan | 3 V |
| | | HYSLOP Archie | 2 |
| | | GIBB Charlie | 1 |
| | | GALLACHER Hamish | A |
| | | CARSON Ryan | C |
| 7 | CAN - Canada | TAO Johnson | 4 S |
| | | NEUERT Jaedon | 3 V |
| | | DAVIES Zach | 2 |
| | | NAUGLER Adam | 1 |
| | | - | A |
| | | WILSON Skip | C |
| 8 | SUI - Switzerland | JERMANN Manuel | 4 S |
| | | JERMANN Yannick | 3 |
| | | VON ALLMEN Kenjo | 2 V |
| | | HANHART Simon | 1 |
| | | SCHWALLER Kim | A |
| | | HEINIMANN Alexander | C |



Final Standings

| Rank | Team | Players | Position - Function |
|------|-------------------|------------------|---------------------|
| 9 | CHN - China | TAO Liqunan | 4 S |
| | | XU Xin | 3 V |
| | | HE Bowen | 2 |
| | | SHI Guixi | 1 |
| | | LIU Chen Wen Jie | A |
| | | ZHANG Zhong | C |
| 10 | NZL - New Zealand | BECKER William | 4 V |
| | | FLANAGAN Sam | 3 S |
| | | NEVILL Darcy | 2 |
| | | NEVILL Jed | 1 |
| | | - | A |
| | | EDE Nelson | C |

Note:

Position and function for each team member:

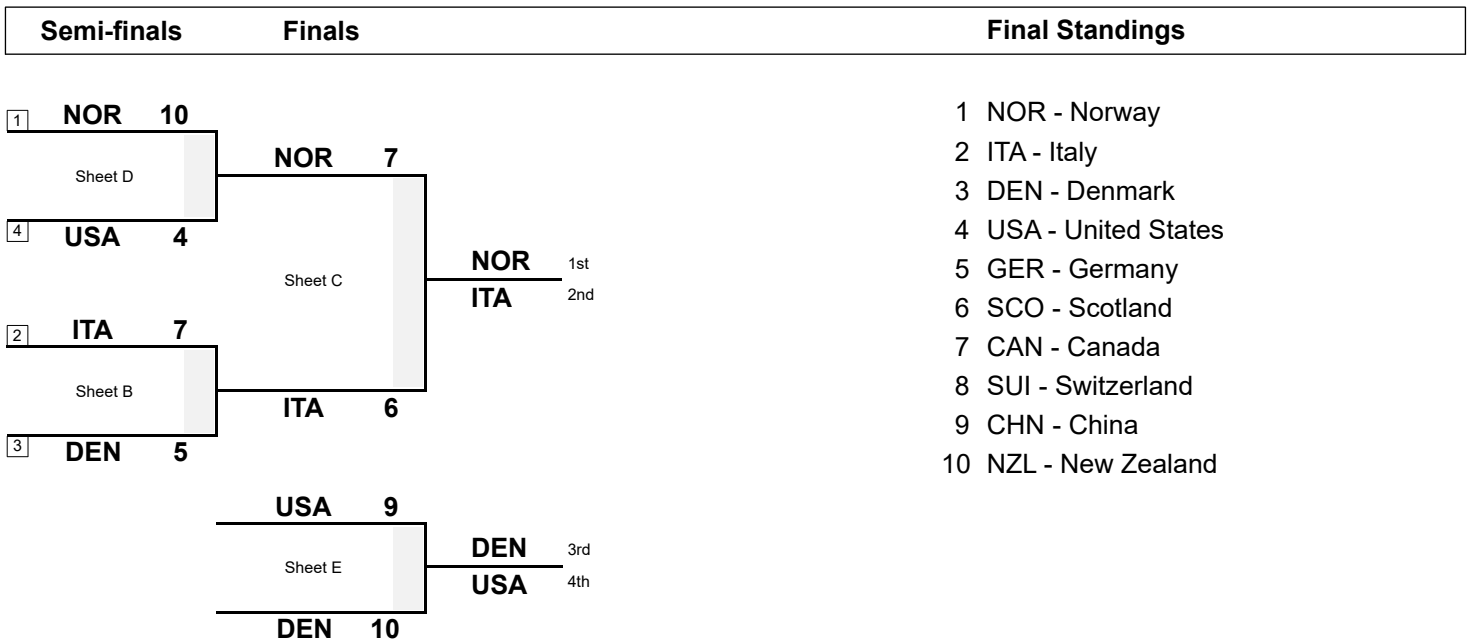
4 = Fourth, **3** = Third, **2** = Second, **1** = Lead, **A** = Alternate, **S** = Skip, **V** = Vice-Skip, **C** = Coach

A separate Sport Communication has been issued regarding the qualification for the WJCC 2025.

Session Results and Standings

| Sheet | Team | LSFE | 1 | 2 | 3 | 4 | 5 | 6 | 7 | 8 | 9 | 10 | Extra Ends | Total | |
|-------|---------------------|------|---|---|---|---|---|---|---|---|---|----|------------|-------|----|
| C | NOR - Norway | * | 1 | 0 | 2 | 1 | 0 | 0 | 1 | 0 | 1 | 0 | 0 | 1 | 7 |
| | ITA - Italy | | 0 | 2 | 0 | 0 | 0 | 2 | 0 | 1 | 0 | 1 | 0 | 0 | 6 |
| E | USA - United States | | 0 | 1 | 0 | 1 | 0 | 3 | 1 | 0 | 3 | 0 | | | 9 |
| | DEN - Denmark | * | 2 | 0 | 1 | 0 | 5 | 0 | 0 | 1 | 0 | 1 | | | 10 |

Play-offs Bracket



Legend:
LSFE(*) Last Stone First End



WJCC 2024
Lohja, Finland

World Junior Curling Championships 2024
Kisakallio Sports Institute
Men



FRI 23 FEB 2024
Start Time 19:00

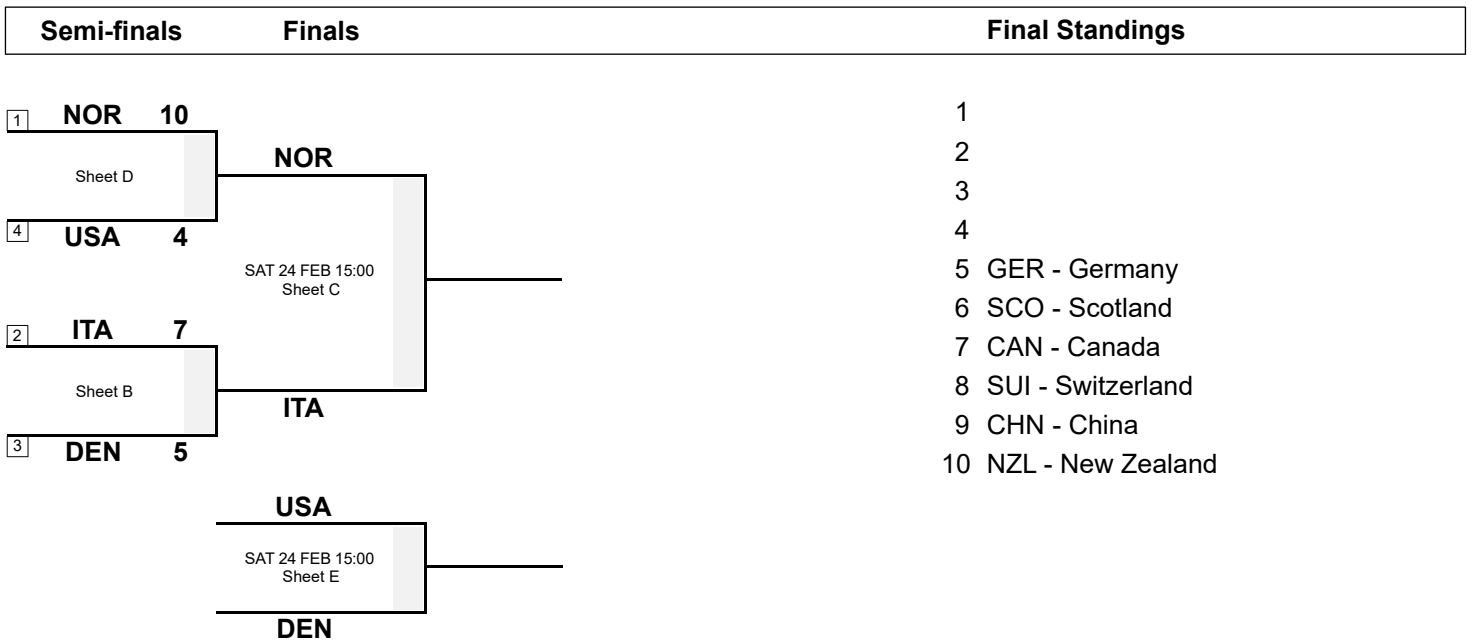
Semi-finals



Session Results and Standings

| Sheet | Team | LSFE | 1 | 2 | 3 | 4 | 5 | 6 | 7 | 8 | 9 | 10 | Extra Ends | Total |
|-------|---------------------|------|---|---|---|---|---|---|---|---|---|----|------------|-------|
| B | DEN - Denmark | | 0 | 0 | 0 | 2 | 0 | 1 | 1 | 0 | 1 | X | | 5 |
| | ITA - Italy | * | 0 | 1 | 1 | 0 | 2 | 0 | 0 | 3 | 0 | X | | 7 |
| D | USA - United States | | 0 | 0 | 2 | 0 | 0 | 2 | 0 | 0 | X | X | | 4 |
| | NOR - Norway | * | 0 | 2 | 0 | 3 | 2 | 0 | 2 | 1 | X | X | | 10 |

Play-offs Bracket



Legend:
LSFE(*) Last Stone First End **X** Unplayed/unfinished end due to concession

Competition Matrix

| Team | CAN | CHN | DEN | GER | ITA | NOR | NZL | SCO | SUI | USA |
|------------|--------|--------|--------|--------|--------|-------|--------|--------|--------|--------|
| CAN | | 6 - 3 | 6 - 7 | 8 - 7 | 3 - 8 | 4 - 8 | 9 - 3 | 4 - 9 | 8 - 4 | 9 - 10 |
| CHN | 3 - 6 | | 2 - 6 | 4 - 7 | 1 - 9 | 3 - 9 | 10 - 3 | 4 - 6 | 5 - 7 | 6 - 4 |
| DEN | 7 - 6 | 6 - 2 | | 10 - 9 | 7 - 8 | 3 - 6 | 8 - 4 | 9 - 7 | 9 - 8 | 11 - 3 |
| GER | 7 - 8 | 7 - 4 | 9 - 10 | | 9 - 2 | 7 - 8 | 9 - 1 | 7 - 5 | 6 - 4 | 3 - 7 |
| ITA | 8 - 3 | 9 - 1 | 8 - 7 | 2 - 9 | | 4 - 5 | 8 - 3 | 10 - 6 | 6 - 5 | 10 - 6 |
| NOR | 8 - 4 | 9 - 3 | 6 - 3 | 8 - 7 | 5 - 4 | | 7 - 2 | 5 - 7 | 7 - 4 | 7 - 8 |
| NZL | 3 - 9 | 3 - 10 | 4 - 8 | 1 - 9 | 3 - 8 | 2 - 7 | | 2 - 9 | 4 - 11 | 3 - 10 |
| SCO | 9 - 4 | 6 - 4 | 7 - 9 | 5 - 7 | 6 - 10 | 7 - 5 | 9 - 2 | | 11 - 2 | 6 - 10 |
| SUI | 4 - 8 | 7 - 5 | 8 - 9 | 4 - 6 | 5 - 6 | 4 - 7 | 11 - 4 | 2 - 11 | | 8 - 11 |
| USA | 10 - 9 | 4 - 6 | 3 - 11 | 7 - 3 | 6 - 10 | 8 - 7 | 10 - 3 | 10 - 6 | 11 - 8 | |

Standings after Round Robin

| Rank | Team | Games | Wins | Losses | | |
|------|---------------------|-------|------|--------|---|----|
| 1 | NOR - Norway | 9 | 7 | 2 | Q | w2 |
| 2 | ITA - Italy | 9 | 7 | 2 | Q | w1 |
| 3 | DEN - Denmark | 9 | 7 | 2 | Q | w0 |
| 4 | USA - United States | 9 | 6 | 3 | Q | |
| 5 | GER - Germany | 9 | 5 | 4 | | w1 |
| 6 | SCO - Scotland | 9 | 5 | 4 | | w0 |
| 7 | CAN - Canada | 9 | 4 | 5 | | |
| 8 | SUI - Switzerland | 9 | 2 | 7 | | w1 |
| 9 | CHN - China | 9 | 2 | 7 | | w0 |
| 10 | NZL - New Zealand | 9 | 0 | 9 | | |

Legend:
Q Qualified for the play-offs **wn** Number of wins (n) against tied teams

Draw Shot Challenge

| Rank | Team | Stone Rotation | Last Stone Draw in each Round Robin Game | | | | | | | | | DSC |
|------|---------------------|----------------|--|------------------|-----------------|------------------|------------------|------------------|------------------|------------------|------------------|----------------|
| | | | 1 | 2 | 3 | 4 | 5 | 6 | 7 | 8 | 9 | |
| 1 | USA - United States | ↻ | 23.9 | 75.9 | 22.9 | 130.1 | 12.4 | 51.2 | 10.1 | 16.0 | 6.1 | 26.14cm |
| | | ↻ | 36.9 | 41.6 | 9.2 | 17.0 | 129.3 | 53.2 | 27.5 | 10.4 | 4.0 | |
| 2 | GER - Germany | ↻ | 14.8 | 5.7 | 22.9 | 25.5 | 11.9 | 25.9 | 50.0 | 15.5 | 26.3 | 29.14cm |
| | | ↻ | 77.8 | 53.3 | 92.3 | 12.9 | 109.3 | 61.2 | 19.7 | 17.7 | 25.1 | |
| 3 | NOR - Norway | ↻ | 40.2 | 193.9 | 98.8 | 63.9 | 52.9 | 7.5 | 23.2 | 7.5 | 89.8 | 33.72cm |
| | | ↻ | 76.8 | 18.9 | 2.1 | 20.3 | 11.1 | 14.5 | 85.8 | 13.1 | 11.9 | |
| 4 | SCO - Scotland | ↻ | 65.2 | 52.8 | 98.3 | 121.2 | 38.4 | 27.8 | 16.8 | 10.3 | 24.3 | 34.28cm |
| | | ↻ | 35.1 | 77.0 | 30.1 | 40.4 | 113.7 | 12.2 | 6.5 | 10.3 | 3.0 | |
| 5 | CAN - Canada | ↻ | 152.5 | 20.7 | 26.9 | 163.1 | 87.9 | 20.1 | 8.9 | 21.3 | 41.1 | 44.86cm |
| | | ↻ | 52.9 | 199.6 | 4.9 | 25.8 | 14.2 | 16.5 | 18.2 | 181.9 | 42.7 | |
| 6 | ITA - Italy | ↻ | 92.4 | 73.0 | 64.1 | 34.0 | 36.6 | 10.8 | 13.6 | 27.5 | 15.5 | 46.87cm |
| | | ↻ | 92.9 | 6.8 | 37.9 | 199.6 | 8.9 | 25.0 | 156.5 | 96.2 | 114.7 | |
| 7 | CHN - China | ↻ | 40.7 | 11.2 | 49.0 | 199.6 | 113.1 | 41.5 | 19.1 | 32.8 | 199.6 | 48.46cm |
| | | ↻ | 18.9 | 149.4 | 25.0 | 15.9 | 93.9 | 54.1 | 36.2 | 60.7 | 13.8 | |
| 8 | DEN - Denmark | ↻ | 40.9 | 84.1 | 130.2 | 37.1 | 167.2 | 199.6 | 89.5 | 24.1 | 29.0 | 53.99cm |
| | | ↻ | 11.3 | 12.1 | 161.8 | 16.7 | 67.9 | 12.5 | 36.0 | 15.7 | 94.9 | |
| 9 | SUI - Switzerland | ↻ | 159.3 | 51.9 | 113.5 | 26.7 | 56.2 | 58.9 | 12.4 | 86.5 | 68.9 | 59.52cm |
| | | ↻ | 164.6 | 199.6 | 46.1 | 143.5 | 23.2 | 28.3 | 12.7 | 24.2 | 40.0 | |
| 10 | NZL - New Zealand | ↻ | 199.6 | 147.2 | 67.7 | 37.0 | 52.3 | 114.6 | 7.0 | 3.5 | 156.8 | 66.84cm |
| | | ↻ | 85.2 | 27.1 | 88.8 | 199.6 | 23.8 | 85.4 | 38.8 | 33.1 | 101.1 | |

Note:
The Draw Shot Challenge (DSC) is the average distance of all the individual Last Stone Draws (LSD), which were delivered by a team during the round robin. The two least favourable results will be eliminated before calculating the average distance. The team with the lesser DSC receives the higher ranking. If the DSCs are equal then the team with the best non-equal counting LSD receives the higher ranking. In the case where all counting LSDs are equal, the team ranked higher in the official WCF World Rankings is ranked higher.

Legend:
 ↻ Clockwise
 ↺ Counter-clockwise
DSC Draw Shot Challenge
~~nnn.n~~ Eliminated Last Stone Draw

Scoring Analysis

| Team | Games | LSFE | Stolen Ends | Last Stone Eff. | Force Eff. | Points Scored | | | | | | | Total | Plus / Minus |
|-------|---------|------|-------------|-----------------|------------|---------------|-----|-----|----|---|----|-----|-------|--------------|
| | | | | | | 0 | 1 | 2 | 3 | 4 | >4 | | | |
| ITA | For | 5 | 12 | 45% | 62% | 5 | 20 | 11 | 5 | 2 | 0 | 65 | +20 | |
| | Against | 4 | 5 | | | 4 | 19 | 10 | 2 | 0 | 0 | 45 | | |
| NOR | For | 5 | 13 | 47% | 63% | 12 | 22 | 15 | 2 | 1 | 0 | 62 | +20 | |
| | Against | 4 | 3 | | | 3 | 18 | 12 | 0 | 0 | 0 | 42 | | |
| DEN | For | 2 | 13 | 49% | 53% | 5 | 21 | 14 | 7 | 0 | 0 | 70 | +17 | |
| | Against | 7 | 6 | | | 6 | 20 | 15 | 1 | 0 | 0 | 53 | | |
| GER | For | 7 | 9 | 54% | 48% | 9 | 10 | 21 | 4 | 0 | 0 | 64 | +15 | |
| | Against | 2 | 9 | | | 5 | 18 | 11 | 3 | 0 | 0 | 49 | | |
| SCO | For | 5 | 11 | 55% | 48% | 4 | 17 | 17 | 5 | 0 | 0 | 66 | +13 | |
| | Against | 4 | 5 | | | 6 | 17 | 10 | 4 | 1 | 0 | 53 | | |
| USA | For | 6 | 9 | 49% | 41% | 5 | 17 | 14 | 5 | 1 | 1 | 69 | +6 | |
| | Against | 3 | 10 | | | 5 | 17 | 14 | 6 | 0 | 0 | 63 | | |
| CAN | For | 4 | 8 | 27% | 62% | 2 | 20 | 14 | 3 | 0 | 0 | 57 | -2 | |
| | Against | 5 | 12 | | | 6 | 28 | 9 | 3 | 1 | 0 | 59 | | |
| SUI | For | 3 | 8 | 36% | 21% | 3 | 21 | 10 | 4 | 0 | 0 | 53 | -14 | |
| | Against | 6 | 6 | | | 10 | 10 | 15 | 9 | 0 | 0 | 67 | | |
| CHN | For | 3 | 7 | 28% | 30% | 11 | 17 | 7 | 1 | 1 | 0 | 38 | -19 | |
| | Against | 6 | 10 | | | 12 | 13 | 17 | 2 | 1 | 0 | 57 | | |
| NZL | For | 5 | 1 | 9% | 45% | 5 | 17 | 4 | 0 | 0 | 0 | 25 | -56 | |
| | Against | 4 | 25 | | | 4 | 22 | 14 | 6 | 2 | 1 | 81 | | |
| Total | 45 | | 91 | | | 61 | 182 | 127 | 36 | 5 | 1 | 569 | | |

Note:

Stolen ends are the ends won without the last stone advantage.

Last Stone Efficiency: Scoring two or more points with last stone advantage.


Force Efficiency: Forcing the opponent team to score only one point when they have the last stone advantage.

Legend:

>4 More than four points scored

Eff. Efficiency

LSFE Last Stone First End



WJCC 2024
Lohja, Finland

World Junior Curling Championships 2024

Kisakallio Sports Institute

Men



After Round Robin

**WORLD
CURLING**

Summary of Big Ends

| Points Scored | By | Against | Session | End | Game Result |
|---------------|---------------------|-------------------|---------|-----|-------------|
| 5 | USA - United States | NZL - New Zealand | 8 | 4 | 10 : 3 |
| 4 | ITA - Italy | CAN - Canada | 5 | 5 | 8 : 3 |
| 4 | ITA - Italy | NZL - New Zealand | 4 | 5 | 8 : 3 |
| 4 | CHN - China | NZL - New Zealand | 6 | 5 | 10 : 3 |
| 4 | NOR - Norway | CHN - China | 8 | 8 | 9 : 3 |
| 4 | USA - United States | SCO - Scotland | 3 | 2 | 10 : 6 |

Note:

Big ends are defined as ends with a score of four or more points.

Session Results and Standings

| Sheet | Team | LSD/LSFE | 1 | 2 | 3 | 4 | 5 | 6 | 7 | 8 | 9 | 10 | Extra Ends | Total |
|-------|---------------------|-----------|---|---|---|---|---|---|---|---|---|----|------------|-------|
| A | USA - United States | 10.1cm * | 1 | 0 | 2 | 0 | 2 | 0 | 3 | 0 | 2 | 1 | | 11 |
| | SUI - Switzerland | 108.9cm | 0 | 3 | 0 | 1 | 0 | 2 | 0 | 2 | 0 | 0 | | 8 |
| B | ITA - Italy | 130.2cm * | 0 | 2 | 1 | 1 | 0 | 0 | 2 | 3 | X | X | | 9 |
| | CHN - China | 213.4cm | 0 | 0 | 0 | 0 | 0 | 1 | 0 | 0 | X | X | | 1 |
| C | GER - Germany | 51.4cm * | 0 | 3 | 1 | 0 | 3 | 2 | 0 | X | X | X | | 9 |
| | NZL - New Zealand | 257.9cm | 0 | 0 | 0 | 0 | 0 | 0 | 1 | X | X | X | | 1 |
| D | NOR - Norway | 101.7cm | 0 | 0 | 0 | 0 | 2 | 0 | 2 | 0 | 1 | 0 | | 5 |
| | SCO - Scotland | 27.3cm * | 2 | 0 | 0 | 2 | 0 | 1 | 0 | 1 | 0 | 1 | | 7 |
| E | DEN - Denmark | 123.9cm | 0 | 0 | 2 | 1 | 0 | 0 | 1 | 0 | 1 | 1 | | 7 |
| | CAN - Canada | 83.8cm * | 2 | 0 | 0 | 0 | 1 | 2 | 0 | 1 | 0 | 0 | | 6 |

Standings after Round Robin

| Rank | Team | Games | Wins | Losses | | |
|------|---------------------|-------|------|--------|---|----|
| 1 | NOR - Norway | 9 | 7 | 2 | Q | w2 |
| 2 | ITA - Italy | 9 | 7 | 2 | Q | w1 |
| 3 | DEN - Denmark | 9 | 7 | 2 | Q | w0 |
| 4 | USA - United States | 9 | 6 | 3 | Q | |
| 5 | GER - Germany | 9 | 5 | 4 | | w1 |
| 6 | SCO - Scotland | 9 | 5 | 4 | | w0 |
| 7 | CAN - Canada | 9 | 4 | 5 | | |
| 8 | SUI - Switzerland | 9 | 2 | 7 | | w1 |
| 9 | CHN - China | 9 | 2 | 7 | | w0 |
| 10 | NZL - New Zealand | 9 | 0 | 9 | | |

Legend:

LSD Last Stone Draw

LSFE(*) Last Stone First End

Q Qualified for the play-offs

wn Number of wins (n) against tied teams

X Unplayed/unfinished end due to concession

Session Results and Standings

| Sheet | Team | LSD/LSFE | 1 | 2 | 3 | 4 | 5 | 6 | 7 | 8 | 9 | 10 | Extra Ends | Total |
|-------|---------------------|-----------|---|---|---|---|---|---|---|---|---|----|------------|-------|
| A | SCO - Scotland | 20.6cm * | 1 | 0 | 2 | 0 | 1 | 0 | 1 | 0 | 2 | 0 | | 7 |
| | DEN - Denmark | 39.8cm | 0 | 1 | 0 | 3 | 0 | 2 | 0 | 2 | 0 | 1 | | 9 |
| B | USA - United States | 26.4cm * | 3 | 0 | 0 | 5 | 0 | 0 | 1 | 1 | X | X | | 10 |
| | NZL - New Zealand | 36.6cm | 0 | 0 | 1 | 0 | 1 | 1 | 0 | 0 | X | X | | 3 |
| C | ITA - Italy | 123.7cm | 0 | 3 | 0 | 0 | 0 | 0 | 0 | 2 | 1 | 0 | | 6 |
| | SUI - Switzerland | 110.7cm * | 1 | 0 | 1 | 0 | 1 | 0 | 0 | 0 | 0 | 2 | | 5 |
| D | CAN - Canada | 203.2cm | 0 | 1 | 0 | 0 | 1 | 0 | 3 | 0 | 2 | 1 | | 8 |
| | GER - Germany | 33.2cm * | 1 | 0 | 2 | 1 | 0 | 1 | 0 | 2 | 0 | 0 | | 7 |
| E | CHN - China | 93.5cm | 0 | 0 | 0 | 0 | 2 | 0 | 1 | 0 | X | X | | 3 |
| | NOR - Norway | 20.6cm * | 0 | 2 | 0 | 1 | 0 | 2 | 0 | 4 | X | X | | 9 |

Current Standings

| Rank | Team | Games | Wins | Losses | |
|------|---------------------|-------|------|--------|---|
| 1 | NOR - Norway | 8 | 7 | 1 | Q |
| 2 | DEN - Denmark | 8 | 6 | 2 | Q |
| 2 | ITA - Italy | 8 | 6 | 2 | Q |
| 4 | USA - United States | 8 | 5 | 3 | Q |
| 5 | CAN - Canada | 8 | 4 | 4 | |
| 5 | GER - Germany | 8 | 4 | 4 | |
| 5 | SCO - Scotland | 8 | 4 | 4 | |
| 8 | CHN - China | 8 | 2 | 6 | |
| 8 | SUI - Switzerland | 8 | 2 | 6 | |
| 10 | NZL - New Zealand | 8 | 0 | 8 | |

Note:

Under WCF rules, tie-breaking rules for standings are not applied until after the last game of the round robin.

Legend:

LSD Last Stone Draw

LSFE(*) Last Stone First End

Q Qualified for the play-offs

X Unplayed/unfinished end due to concession

Session Results and Standings

| Sheet | Team | LSD/LSFE | 1 | 2 | 3 | 4 | 5 | 6 | 7 | 8 | 9 | 10 | Extra Ends | Total |
|-------|---------------------|----------|---|---|---|---|---|---|---|---|---|----|------------|-------|
| A | GER - Germany | 69.7cm * | 3 | 0 | 2 | 2 | 0 | 2 | X | X | X | X | | 9 |
| | ITA - Italy | 170.1cm | 0 | 1 | 0 | 0 | 1 | 0 | X | X | X | X | | 2 |
| B | SUI - Switzerland | 25.1cm * | 1 | 0 | 0 | 2 | 0 | 2 | 0 | 0 | 3 | 0 | | 8 |
| | DEN - Denmark | 125.5cm | 0 | 1 | 1 | 0 | 2 | 0 | 0 | 3 | 0 | 2 | | 9 |
| C | CHN - China | 55.3cm | 0 | 0 | 2 | 0 | 0 | 1 | 0 | 1 | 0 | X | | 4 |
| | SCO - Scotland | 23.3cm * | 0 | 2 | 0 | 0 | 0 | 0 | 2 | 0 | 2 | X | | 6 |
| D | NZL - New Zealand | 45.8cm * | 0 | 0 | 0 | 0 | 1 | 0 | 0 | 1 | X | X | | 2 |
| | NOR - Norway | 109.0cm | 2 | 1 | 2 | 0 | 0 | 1 | 1 | 0 | X | X | | 7 |
| E | CAN - Canada | 27.1cm * | 3 | 0 | 2 | 0 | 0 | 1 | 0 | 1 | 0 | 2 | 0 | 9 |
| | USA - United States | 37.6cm | 0 | 3 | 0 | 0 | 1 | 0 | 3 | 0 | 2 | 0 | 1 | 10 |

Current Standings

| Rank | Team | Games | Wins | Losses |
|------|---------------------|-------|------|--------|
| 1 | NOR - Norway | 7 | 6 | 1 |
| 2 | DEN - Denmark | 7 | 5 | 2 |
| 2 | ITA - Italy | 7 | 5 | 2 |
| 4 | GER - Germany | 7 | 4 | 3 |
| 4 | SCO - Scotland | 7 | 4 | 3 |
| 4 | USA - United States | 7 | 4 | 3 |
| 7 | CAN - Canada | 7 | 3 | 4 |
| 8 | CHN - China | 7 | 2 | 5 |
| 8 | SUI - Switzerland | 7 | 2 | 5 |
| 10 | NZL - New Zealand | 7 | 0 | 7 |

Note:

Under WCF rules, tie-breaking rules for standings are not applied until after the last game of the round robin.

Legend:

LSD Last Stone Draw

LSFE(*) Last Stone First End

X Unplayed/unfinished end due to concession

Session Results and Standings

| Sheet | Team | LSD/LSFE | 1 | 2 | 3 | 4 | 5 | 6 | 7 | 8 | 9 | 10 | Extra Ends | Total |
|-------|---------------------|----------|---|---|---|---|---|---|---|---|---|----|------------|-------|
| A | NZL - New Zealand | 200.0cm | 0 | 1 | 0 | 0 | 0 | 2 | 0 | 0 | X | X | | 3 |
| | CHN - China | 95.6cm * | 2 | 0 | 0 | 2 | 4 | 0 | 1 | 1 | X | X | | 10 |
| B | NOR - Norway | 22.0cm * | 0 | 2 | 1 | 0 | 0 | 2 | 0 | 3 | 0 | X | | 8 |
| | CAN - Canada | 36.6cm | 0 | 0 | 0 | 1 | 0 | 0 | 2 | 0 | 1 | X | | 4 |
| C | USA - United States | 104.4cm | 0 | 0 | 3 | 0 | 2 | 1 | 1 | 0 | X | X | | 7 |
| | GER - Germany | 87.1cm * | 2 | 0 | 0 | 0 | 0 | 0 | 0 | 1 | X | X | | 3 |
| D | ITA - Italy | 35.8cm * | 2 | 1 | 0 | 0 | 0 | 2 | 0 | 1 | 0 | 2 | | 8 |
| | DEN - Denmark | 212.1cm | 0 | 0 | 2 | 2 | 1 | 0 | 1 | 0 | 1 | 0 | | 7 |
| E | SUI - Switzerland | 87.2cm | 0 | 1 | 0 | 1 | 0 | 0 | X | X | X | X | | 2 |
| | SCO - Scotland | 40.0cm * | 3 | 0 | 3 | 0 | 2 | 3 | X | X | X | X | | 11 |

Current Standings

| Rank | Team | Games | Wins | Losses |
|------|---------------------|-------|------|--------|
| 1 | ITA - Italy | 6 | 5 | 1 |
| 1 | NOR - Norway | 6 | 5 | 1 |
| 3 | DEN - Denmark | 6 | 4 | 2 |
| 4 | CAN - Canada | 6 | 3 | 3 |
| 4 | GER - Germany | 6 | 3 | 3 |
| 4 | SCO - Scotland | 6 | 3 | 3 |
| 4 | USA - United States | 6 | 3 | 3 |
| 8 | CHN - China | 6 | 2 | 4 |
| 8 | SUI - Switzerland | 6 | 2 | 4 |
| 10 | NZL - New Zealand | 6 | 0 | 6 |

Note:

Under WCF rules, tie-breaking rules for standings are not applied until after the last game of the round robin.

Legend:

LSD Last Stone Draw

LSFE(*) Last Stone First End

X Unplayed/unfinished end due to concession

Session Results and Standings

| Sheet | Team | LSD/LSFE | 1 | 2 | 3 | 4 | 5 | 6 | 7 | 8 | 9 | 10 | Extra Ends | Total |
|-------|---------------------|-----------|---|---|---|---|---|---|---|---|---|----|------------|-------|
| A | DEN - Denmark | 235.1cm | 0 | 0 | 1 | 0 | 1 | 0 | 1 | 0 | 0 | 0 | | 3 |
| | NOR - Norway | 64.0cm * | 0 | 1 | 0 | 1 | 0 | 2 | 0 | 1 | 0 | 1 | | 6 |
| B | NZL - New Zealand | 76.1cm * | 0 | 0 | 0 | 1 | 0 | 0 | 1 | 0 | 0 | X | | 2 |
| | SCO - Scotland | 152.1cm | 1 | 0 | 2 | 0 | 1 | 1 | 0 | 3 | 1 | X | | 9 |
| C | CAN - Canada | 102.1cm | 0 | 0 | 1 | 0 | 0 | 1 | 0 | 1 | X | X | | 3 |
| | ITA - Italy | 45.5cm * | 1 | 1 | 0 | 1 | 4 | 0 | 1 | 0 | X | X | | 8 |
| D | GER - Germany | 121.2cm | 0 | 0 | 0 | 2 | 0 | 0 | 2 | 0 | 2 | X | | 6 |
| | SUI - Switzerland | 79.4cm * | 0 | 2 | 0 | 0 | 0 | 1 | 0 | 1 | 0 | X | | 4 |
| E | USA - United States | 141.7cm * | 0 | 0 | 0 | 1 | 0 | 0 | 0 | 1 | 0 | 2 | 0 | 4 |
| | CHN - China | 207.0cm | 0 | 0 | 1 | 0 | 2 | 0 | 1 | 0 | 0 | 0 | 2 | 6 |

Current Standings

| Rank | Team | Games | Wins | Losses |
|------|---------------------|-------|------|--------|
| 1 | DEN - Denmark | 5 | 4 | 1 |
| 1 | ITA - Italy | 5 | 4 | 1 |
| 1 | NOR - Norway | 5 | 4 | 1 |
| 4 | CAN - Canada | 5 | 3 | 2 |
| 4 | GER - Germany | 5 | 3 | 2 |
| 6 | SCO - Scotland | 5 | 2 | 3 |
| 6 | SUI - Switzerland | 5 | 2 | 3 |
| 6 | USA - United States | 5 | 2 | 3 |
| 9 | CHN - China | 5 | 1 | 4 |
| 10 | NZL - New Zealand | 5 | 0 | 5 |

Note:
Under WCF rules, tie-breaking rules for standings are not applied until after the last game of the round robin.

Legend:
LSD Last Stone Draw LSFE(*) Last Stone First End X Unplayed/unfinished end due to concession

Session Results and Standings

| Sheet | Team | LSD/LSFE | 1 | 2 | 3 | 4 | 5 | 6 | 7 | 8 | 9 | 10 | Extra Ends | Total |
|-------|---------------------|-----------|---|---|---|---|---|---|---|---|---|----|------------|-------|
| A | ITA - Italy | 233.6cm * | 0 | 1 | 1 | 0 | 4 | 0 | 2 | 0 | X | X | | 8 |
| | NZL - New Zealand | 236.6cm | 0 | 0 | 0 | 1 | 0 | 1 | 0 | 1 | X | X | | 3 |
| B | DEN - Denmark | 53.8cm * | 0 | 1 | 0 | 3 | 1 | 0 | 0 | 3 | 3 | X | | 11 |
| | USA - United States | 147.1cm | 0 | 0 | 1 | 0 | 0 | 1 | 1 | 0 | 0 | X | | 3 |
| C | SUI - Switzerland | 170.2cm | 0 | 0 | 0 | 1 | 0 | 0 | 1 | 0 | 2 | X | | 4 |
| | NOR - Norway | 84.2cm * | 0 | 0 | 3 | 0 | 2 | 1 | 0 | 1 | 0 | X | | 7 |
| D | CHN - China | 215.5cm | 0 | 0 | 0 | 1 | 1 | 0 | 0 | 1 | 0 | 0 | | 3 |
| | CAN - Canada | 188.9cm * | 1 | 0 | 0 | 0 | 0 | 2 | 1 | 0 | 0 | 2 | | 6 |
| E | SCO - Scotland | 161.6cm | 1 | 0 | 0 | 2 | 0 | 2 | 0 | 0 | 0 | 0 | | 5 |
| | GER - Germany | 38.4cm * | 0 | 3 | 1 | 0 | 2 | 0 | 0 | 0 | 0 | 1 | | 7 |

Current Standings

| Rank | Team | Games | Wins | Losses |
|------|---------------------|-------|------|--------|
| 1 | DEN - Denmark | 4 | 4 | 0 |
| 2 | CAN - Canada | 4 | 3 | 1 |
| 2 | ITA - Italy | 4 | 3 | 1 |
| 2 | NOR - Norway | 4 | 3 | 1 |
| 5 | GER - Germany | 4 | 2 | 2 |
| 5 | SUI - Switzerland | 4 | 2 | 2 |
| 5 | USA - United States | 4 | 2 | 2 |
| 8 | SCO - Scotland | 4 | 1 | 3 |
| 9 | CHN - China | 4 | 0 | 4 |
| 9 | NZL - New Zealand | 4 | 0 | 4 |

Note:

Under WCF rules, tie-breaking rules for standings are not applied until after the last game of the round robin.

Legend:

LSD Last Stone Draw

LSFE(*) Last Stone First End

X Unplayed/unfinished end due to concession

Session Results and Standings

| Sheet | Team | LSD/LSFE | 1 | 2 | 3 | 4 | 5 | 6 | 7 | 8 | 9 | 10 | Extra Ends | Total |
|-------|---------------------|-----------|---|---|---|---|---|---|---|---|---|----|------------|-------|
| A | CHN - China | 74.0cm * | 0 | 1 | 0 | 1 | 0 | 0 | 0 | 2 | 0 | X | | 4 |
| | GER - Germany | 115.2cm | 2 | 0 | 1 | 0 | 0 | 0 | 2 | 0 | 2 | X | | 7 |
| B | CAN - Canada | 31.8cm * | 2 | 0 | 0 | 0 | 1 | 0 | 2 | 3 | 0 | X | | 8 |
| | SUI - Switzerland | 159.6cm | 0 | 1 | 1 | 0 | 0 | 1 | 0 | 0 | 1 | X | | 4 |
| C | SCO - Scotland | 128.4cm | 1 | 0 | 2 | 0 | 2 | 0 | 1 | 0 | 0 | X | | 6 |
| | USA - United States | 32.1cm * | 0 | 4 | 0 | 2 | 0 | 1 | 0 | 2 | 1 | X | | 10 |
| D | DEN - Denmark | 292.0cm | 0 | 0 | 0 | 3 | 1 | 2 | 0 | 2 | 0 | X | | 8 |
| | NZL - New Zealand | 156.5cm * | 0 | 1 | 0 | 0 | 0 | 0 | 2 | 0 | 1 | X | | 4 |
| E | NOR - Norway | 100.9cm * | 1 | 0 | 0 | 1 | 1 | 0 | 0 | 1 | 0 | 1 | | 5 |
| | ITA - Italy | 102.0cm | 0 | 1 | 0 | 0 | 0 | 2 | 0 | 0 | 1 | 0 | | 4 |

Current Standings

| Rank | Team | Games | Wins | Losses |
|------|---------------------|-------|------|--------|
| 1 | DEN - Denmark | 3 | 3 | 0 |
| 2 | CAN - Canada | 3 | 2 | 1 |
| 2 | ITA - Italy | 3 | 2 | 1 |
| 2 | NOR - Norway | 3 | 2 | 1 |
| 2 | SUI - Switzerland | 3 | 2 | 1 |
| 2 | USA - United States | 3 | 2 | 1 |
| 7 | GER - Germany | 3 | 1 | 2 |
| 7 | SCO - Scotland | 3 | 1 | 2 |
| 9 | CHN - China | 3 | 0 | 3 |
| 9 | NZL - New Zealand | 3 | 0 | 3 |

Note:
Under WCF rules, tie-breaking rules for standings are not applied until after the last game of the round robin.

Legend:
LSD Last Stone Draw **LSFE(*)** Last Stone First End **X** Unplayed/unfinished end due to concession

Session Results and Standings

| Sheet | Team | LSD/LSFE | 1 | 2 | 3 | 4 | 5 | 6 | 7 | 8 | 9 | 10 | Extra Ends | Total |
|-------|---------------------|-----------|---|---|---|---|---|---|---|---|---|----|------------|-------|
| A | NOR - Norway | 212.8cm | 0 | 2 | 0 | 0 | 0 | 2 | 0 | 1 | 2 | 0 | | 7 |
| | USA - United States | 117.5cm * | 2 | 0 | 2 | 0 | 1 | 0 | 2 | 0 | 0 | 1 | | 8 |
| B | SCO - Scotland | 129.8cm | 0 | 0 | 1 | 0 | 3 | 0 | 2 | 0 | 0 | X | | 6 |
| | ITA - Italy | 79.8cm * | 1 | 0 | 0 | 3 | 0 | 3 | 0 | 2 | 1 | X | | 10 |
| C | NZL - New Zealand | 174.3cm * | 1 | 0 | 1 | 0 | 0 | 0 | 0 | 1 | 0 | X | | 3 |
| | CAN - Canada | 220.3cm | 0 | 1 | 0 | 1 | 2 | 2 | 2 | 0 | 1 | X | | 9 |
| D | SUI - Switzerland | 251.5cm | 1 | 0 | 0 | 1 | 0 | 0 | 2 | 0 | 0 | 3 | | 7 |
| | CHN - China | 160.6cm * | 0 | 0 | 3 | 0 | 0 | 1 | 0 | 1 | 0 | 0 | | 5 |
| E | GER - Germany | 59.0cm * | 0 | 1 | 2 | 0 | 2 | 0 | 2 | 0 | 2 | 0 | | 9 |
| | DEN - Denmark | 96.2cm | 0 | 0 | 0 | 2 | 0 | 2 | 0 | 3 | 0 | 2 | 1 | 10 |

Current Standings

| Rank | Team | Games | Wins | Losses |
|------|---------------------|-------|------|--------|
| 1 | DEN - Denmark | 2 | 2 | 0 |
| 1 | ITA - Italy | 2 | 2 | 0 |
| 1 | SUI - Switzerland | 2 | 2 | 0 |
| 4 | CAN - Canada | 2 | 1 | 1 |
| 4 | NOR - Norway | 2 | 1 | 1 |
| 4 | SCO - Scotland | 2 | 1 | 1 |
| 4 | USA - United States | 2 | 1 | 1 |
| 8 | CHN - China | 2 | 0 | 2 |
| 8 | GER - Germany | 2 | 0 | 2 |
| 8 | NZL - New Zealand | 2 | 0 | 2 |

Note:

Under WCF rules, tie-breaking rules for standings are not applied until after the last game of the round robin.

Legend:

LSD Last Stone Draw

LSFE(*) Last Stone First End

X Unplayed/unfinished end due to concession

Session Results and Standings

| Sheet | Team | LSD/LSFE | 1 | 2 | 3 | 4 | 5 | 6 | 7 | 8 | 9 | 10 | Extra Ends | Total |
|-------|---------------------|-----------|---|---|---|---|---|---|---|---|---|----|------------|-------|
| A | CAN - Canada | 205.4cm | 0 | 0 | 0 | 1 | 0 | 0 | 1 | 2 | 0 | X | | 4 |
| | SCO - Scotland | 100.3cm * | 2 | 2 | 1 | 0 | 1 | 1 | 0 | 0 | 2 | X | | 9 |
| B | GER - Germany | 92.6cm * | 2 | 0 | 0 | 2 | 0 | 0 | 0 | 0 | 1 | 2 | 0 | 7 |
| | NOR - Norway | 117.0cm | 0 | 0 | 2 | 0 | 1 | 2 | 1 | 1 | 0 | 0 | 1 | 8 |
| C | DEN - Denmark | 52.2cm * | 0 | 1 | 0 | 0 | 0 | 2 | 0 | 2 | 1 | X | | 6 |
| | CHN - China | 59.6cm | 1 | 0 | 0 | 0 | 1 | 0 | 0 | 0 | 0 | X | | 2 |
| D | USA - United States | 60.8cm * | 2 | 0 | 0 | 2 | 0 | 2 | 0 | 0 | 0 | X | | 6 |
| | ITA - Italy | 185.3cm | 0 | 3 | 1 | 0 | 1 | 0 | 1 | 2 | 2 | X | | 10 |
| E | NZL - New Zealand | 284.8cm * | 2 | 0 | 0 | 2 | 0 | 0 | 0 | 0 | 0 | X | | 4 |
| | SUI - Switzerland | 323.9cm | 0 | 2 | 1 | 0 | 1 | 2 | 3 | 1 | 1 | X | | 11 |

Current Standings

| Rank | Team | Games | Wins | Losses |
|------|---------------------|-------|------|--------|
| 1 | DEN - Denmark | 1 | 1 | 0 |
| 1 | ITA - Italy | 1 | 1 | 0 |
| 1 | NOR - Norway | 1 | 1 | 0 |
| 1 | SCO - Scotland | 1 | 1 | 0 |
| 1 | SUI - Switzerland | 1 | 1 | 0 |
| 6 | CAN - Canada | 1 | 0 | 1 |
| 6 | CHN - China | 1 | 0 | 1 |
| 6 | GER - Germany | 1 | 0 | 1 |
| 6 | NZL - New Zealand | 1 | 0 | 1 |
| 6 | USA - United States | 1 | 0 | 1 |

Note:
Under WCF rules, tie-breaking rules for standings are not applied until after the last game of the round robin.

Legend:
LSD Last Stone Draw **LSFE(*)** Last Stone First End **X** Unplayed/unfinished end due to concession

SPORTS COMMUNICATION

SUMMARY

Qualification for the World Junior Curling Championships 2025

DETAILS

World Curling has not yet received confirmation from Italy about the status of the test event for the Olympic Winter Games 2026. The test event is normally the World Junior Championships the season before the Olympic Winter Games.

World Curling rules state that the host plus the top six Member Associations of the previous World Junior Curling Championships will qualify (excluding the host). The remaining three Member Associations will be qualified from the previous World Junior-B Curling Championships.

This means that from the World Junior Curling Championships 2024 only the top six Member Associations are guaranteed entry to the World Junior Curling Championships 2025.

The remaining spots can only be decided following confirmation that Italy will host the World Junior Curling Championships in 2025 as the official test event for the Olympic Winter Games 2026.

As soon as this is decided, all World Curling Member Associations will be informed.

Issued by: Eeva Röthlisberger, Head of Competitions
Time: 17:00
Date: 19 February 2024

Entry List by Event

As of FRI 16 FEB 2024

| CAN - Canada | | |
|--------------|---------------|---|
| 4 S | TAO Johnson | R |
| 3 V | NEUERT Jaedon | R |
| 2 | DAVIES Zach | L |
| 1 | NAUGLER Adam | R |
| A | - | |
| C | WILSON Skip | |
| 2C | MORIN Ben | |
| NC | KREPPS Rob | |

| CHN - China | | |
|-------------|------------------|---|
| 4 S | TAO Liqunan | R |
| 3 V | XU Xin | R |
| 2 | HE Bowen | R |
| 1 | SHI Guixi | R |
| A | LIU Chen Wen Jie | R |
| C | ZHANG Zhong | |
| T | NING Bowen | |
| O | LI Dongyan | |

| DEN - Denmark | | |
|---------------|------------------------|---|
| 4 V | VILANDT Jonathan | R |
| 3 S | SCHMIDT Jacob | R |
| 2 | QVIST Alexander | R |
| 1 | JURLANDER BOEGE Kasper | R |
| A | JENSEN Nikki | R |
| C | VILANDT Lars | |
| NC | SCHMIDT Ulrik | |
| O | - | |

| GER - Germany | | |
|---------------|-----------------------|---|
| 4 S | KAPP Benjamin | R |
| 3 V | MESSENZEHL Felix | R |
| 2 | SCHEUERL Johannes | R |
| 1 | TREVISIOL Mario | R |
| A | ENDERS Adrian | R |
| C | KAPP Andy | |
| NC | CHARETTE Daniel (CAN) | |
| O | FRITSCH Lukas | |

| ITA - Italy | | |
|-------------|----------------------|---|
| 4 V | DE ZANNA Francesco | R |
| 3 S | GILLI Stefano | R |
| 2 | GILLI Andrea | R |
| 1 | VIGLIANI Francesco | L |
| A | CAVALLERO Alberto | R |
| C | MARIANI Marco | |
| NC | PESCIA Claudio (SUI) | |
| O | - | |

| NOR - Norway | | |
|--------------|-----------------------|---|
| 4 S | HOESTMAELINGEN Lukas | R |
| 3 V | HASLEV NORDBYE Tinius | R |
| 2 | LILLEBOE Magnus | R |
| 1 | ERIKSEN Eskil | R |
| A | DAEHLIN Harald | R |
| C | HOESTMAELINGEN Johan | |
| O | - | |
| O | - | |

| NZL - New Zealand | | |
|-------------------|----------------|---|
| 4 V | BECKER William | R |
| 3 S | FLANAGAN Sam | R |
| 2 | NEVILL Darcy | R |
| 1 | NEVILL Jed | R |
| A | - | |
| C | EDE Nelson | |
| O | NEVILL Russell | |
| O | - | |

| SCO - Scotland | | |
|----------------|------------------|---|
| 4 S | CARSON Orrin | R |
| 3 V | CARSON Logan | R |
| 2 | HYSLOP Archie | R |
| 1 | GIBB Charlie | R |
| A | GALLACHER Hamish | R |
| C | CARSON Ryan | |
| NC | SMITH Nancy | |
| O | CLARK Aimee | |

| SUI - Switzerland | | |
|-------------------|---------------------|---|
| 4 S | JERMANN Manuel | R |
| 3 | JERMANN Yannick | R |
| 2 V | VON ALLMEN Kenjo | R |
| 1 | HANHART Simon | R |
| A | SCHWALLER Kim | R |
| C | HEINIMANN Alexander | |
| NC | NETZER Manuela | |
| NC | RIOS Martin | |

| USA - United States | | |
|---------------------|-------------------|---|
| 4 S | WENDLING Wesley | R |
| 3 V | BESTLAND Jackson | R |
| 2 | TUMA Kevin | R |
| 1 | ARMSTRONG Jackson | R |
| A | HEBERT Caden | R |
| C | SWISSHELM Ann | |
| 2C | MOORE Michael | |
| O | - | |

Note:

Position and function for each team member:

4 = Fourth, **3** = Third, **2** = Second, **1** = Lead, **A** = Alternate, **S** = Skip, **V** = Vice-Skip

C = Coach, **2C** = 2nd Team Coach, **NC** = National Coach, **T** = Translator, **O** = Team Official

Legend:

L Left-handed

R Right-handed

Competition Officials

As of TUE 13 FEB 2024

| Function | Name | Organisation |
|--|----------------------|---------------------|
| World Curling President: | WELLING Beau | USA - United States |
| World Curling Head of Competitions: | ROETHLISBERGER Eeva | SUI - Switzerland |
| World Curling Technical Delegate: | MUTCH Laura | SCO - Scotland |
| Chief Umpire: | AUGUSTYNIAK Wojciech | POL - Poland |
| Deputy Chief Umpire: | McGOWAN John | SCO - Scotland |
| Game Umpires: | BRODIE Harry | SCO - Scotland |
| | KLOMP Bart | NED - Netherlands |
| | KOKKONEN Kari | FIN - Finland |
| | MICHALKA Rastislav | SVK - Slovakia |
| | PLUTA Marta | POL - Poland |
| Chief Timer: | ERIKSSON Ingemar | SWE - Sweden |
| Deputy Chief Timer: | SCHOENEICH Brigitte | SUI - Switzerland |
| Chief Ice Technician: | OLLIKAINEN Mika | FIN - Finland |
| Deputy Chief Ice Technician: | MOGLIA Ivan | ITA - Italy |

