

Medallists

Médaillé(e)s

As of WED 5 MAR 2014

Medal	Country	Name
GOLD	SUI - Switzerland	KELLER Reto SCHWALLER Yannick WITSCHONKE Patrick PROBST Michael MEIER Romano NYFFENEGGER Erich
SILVER	SCO - Scotland	SMITH Kyle MUIRHEAD Thomas WADDELL Kyle SMITH Cameron MENZIES Duncan RAMSAY David
BRONZE	NOR - Norway	MJOEEN Eirik SKOGVOLD Markus NAESS Wilhelm NEPSTAD Gaute SESAKER Martin MELLEMSETER Stein

Final Standings

Classement final

	Team	Players	Position - Function
Gold	SUI - Switzerland	KELLER Reto	4 V
		SCHWALLER Yannick	3 S
		WITSCHONKE Patrick	2
		PROBST Michael	1
		MEIER Romano	A
Silver	SCO - Scotland	SMITH Kyle	4 S
		MUIRHEAD Thomas	3 V
		WADDELL Kyle	2
		SMITH Cameron	1
		MENZIES Duncan	A
Bronze	NOR - Norway	MJOEEN Eirik	4 S
		SKOGVOLD Markus	3 V
		NAESS Wilhelm	2
		NEPSTAD Gaute	1
		SESAKER Martin	A
4	CAN - Canada	CALVERT Braden	4 S
		KURZ Kyle	3 V
		VAN DEN BOSCH Lucas	2
		WILSON Brendan	1
		DUNSTONE Matt	A
5	ITA - Italy	MOSANER Amos	4 S
		ARMAN Sebastiano	3
		FERRAZZA Daniele	2 V
		ARMAN Roberto	1
		ONNIS Marco	A
6	SWE - Sweden	NYMAN Fredrik	4 S
		GRANBOM Simon	3 V
		PATZ Johannes	2
		MARTINSSON Victor	1
		BAECK Max	A
7	RUS - Russia	GLUKHOV Sergey	4 V
		ALI Artur	3 S
		MIRONOV Dmitry	2
		GADZHIKHANOV Timur	1
		KUZMIN Alexandr	A
8	AUT - Austria	WUNDERER Sebastian	4 S
		GENNER Mathias	3 V
		REICHEL Martin	2
		KIRCHMAIR Lukas	1
		NOTHEGGER Philipp	A
9	USA - United States of America	VUKICH Jake	4 S
		McAULEY Evan	3 V
		VIOLETTE Luc	2
		LORVICK Kyle	1
		FENSON Alex	A
10	CHN - China	SHAO Zhilin	4 S
		ZHANG Tianyu	3 V
		WANG Jinbo	2
		LING Zhi	1
		LIANG Shuming	A

NOTE

Team position and functions are attached to each team member's name as follows:

4 = Fourth, 3 = Third, 2 = Second, 1 = Lead, A = Alternate, S = Skip, V = Vice-Skip, C = Coach

Competition Summary

Résumé de la compétition

As of WED 5 MAR 2014

Session	Date	Time	Sheet A	Sheet B	Sheet C	Sheet D	Sheet E
Session 1	26 Feb	12:00	RUS - CAN 8 : 6	SCO - AUT 9 : 4	USA - SUI 2 : 6	ITA - SWE 9 : 3	CHN - NOR 4 : 8
Session 2	26 Feb	20:00	AUT - ITA 4 : 12	CAN - SWE 5 : 6	CHN - RUS 3 : 9	NOR - SUI 8 : 4	SCO - USA 7 : 2
Session 3	27 Feb	14:00	SUI - SCO 8 : 6	RUS - NOR 2 : 4	CAN - ITA 8 : 7	USA - CHN 6 : 4	AUT - SWE 7 : 5
Session 4	28 Feb	08:00	SWE - CHN 9 : 2	USA - ITA 7 : 4	NOR - AUT 7 : 6	SUI - RUS 8 : 7	CAN - SCO 5 : 10
Session 5	28 Feb	16:00	USA - AUT 5 : 6	CHN - CAN 4 : 8	RUS - SWE 3 : 8	SCO - NOR 6 : 7	ITA - SUI 8 : 6
Session 6	01 Mar	09:00	CHN - SUI 4 : 7	AUT - RUS 4 : 9	ITA - SCO 5 : 6	SWE - USA 8 : 7	NOR - CAN 5 : 6
Session 7	01 Mar	19:00	SCO - SWE 6 : 9	NOR - USA 9 : 8	SUI - CAN 2 : 7	CHN - AUT 7 : 8	RUS - ITA 6 : 8
Session 8	02 Mar	12:00	CAN - USA 8 : 1	ITA - CHN 8 : 1	SWE - NOR 9 : 10	RUS - SCO 3 : 5	SUI - AUT 10 : 2
Session 9	02 Mar	20:00	ITA - NOR 4 : 3	SWE - SUI 6 : 10	SCO - CHN 9 : 6	AUT - CAN 1 : 9	USA - RUS 7 : 8
Tie-breaker 1	03 Mar	14:00			ITA - SUI 3 : 4		
Page	04 Mar	12:00	CAN - SUI 5 : 6	SCO - NOR 8 : 5			
Semifinal	04 Mar	18:00			NOR - SUI 2 : 10		
Finals	05 Mar	13:00		NOR - CAN 7 : 5		SCO - SUI 5 : 6	

Standings after Round Robin

Rank	Team	Games	Wins	Losses	
1	NOR - Norway	9	7	2	Q
2	SCO - Scotland	9	6	3	Q w2,1
3	CAN - Canada	9	6	3	Q w2,0
4	ITA - Italy	9	6	3	TB w1,1
4	SUI - Switzerland	9	6	3	TB w1,0
6	SWE - Sweden	9	5	4	
7	RUS - Russia	9	4	5	
8	AUT - Austria	9	3	6	
9	USA - United States of America	9	2	7	
10	CHN - China	9	0	9	

Championship Bracket

Play-offs	Semifinal	Finals	Final Standings
1 NOR 5		SCO 5	Gold SUI - Switzerland
2 SCO 8		SUI 6	Silver SCO - Scotland
	NOR 2		Bronze NOR - Norway
	SUI 10		4 CAN - Canada
3 CAN 5		NOR 7	5 ITA - Italy
4 SUI 6		CAN 5	6 SWE - Sweden
			7 RUS - Russia
			8 AUT - Austria
			9 USA - United States of America
			10 CHN - China

LEGEND

Q Qualified for the play-offs **TB** Involved in the tie-breaker **wx** Number of wins (x) against tied teams

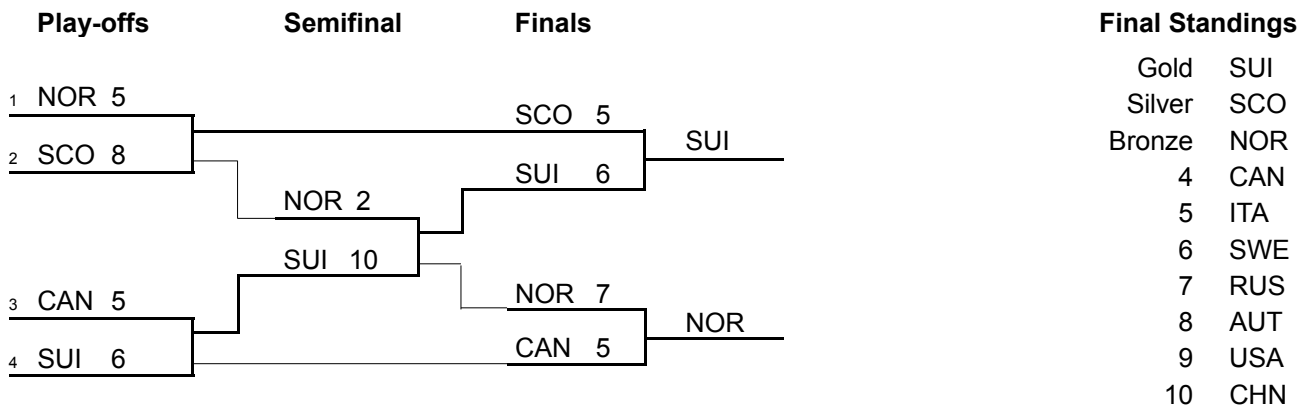
WED 5 MAR 2014
Start Time 13:00

Session Results and Standings

Résultats de la session et classement

Sheet	Game	Team	LSFE	1	2	3	4	5	6	7	8	9	10	Extra Ends	Total
B	12	NOR - Norway	*	0	2	2	0	0	0	1	0	0	2		7
	11	CAN - Canada		0	0	0	0	1	0	0	2	2	0		5
D	11	SCO - Scotland	*	1	0	0	1	0	0	1	0	1	1		5
	13	SUI - Switzerland		0	2	1	0	2	1	0	0	0	0		6

Championship Bracket



LEGEND
LSFE (*) Last stone first end

Summary of Big Ends

Résumé des manches avec un haut pointage

As of WED 5 MAR 2014

Points Scored	By	Against	Session	End	Game Result
5	ITA - Italy	AUT - Austria	2	1	12 : 4
5	SCO - Scotland	CHN - China	9	7	9 : 6
4	CAN - Canada	AUT - Austria	9	5	9 : 1
4	CHN - China	SCO - Scotland	9	3	6 : 9
4	SUI - Switzerland	SWE - Sweden	9	9	10 : 6
4	SUI - Switzerland	NOR - Norway	SF	5	10 : 2
4	SWE - Sweden	CHN - China	4	7	9 : 2

NOTE

Big ends are defined as ends with a score of four or more points

LEGEND

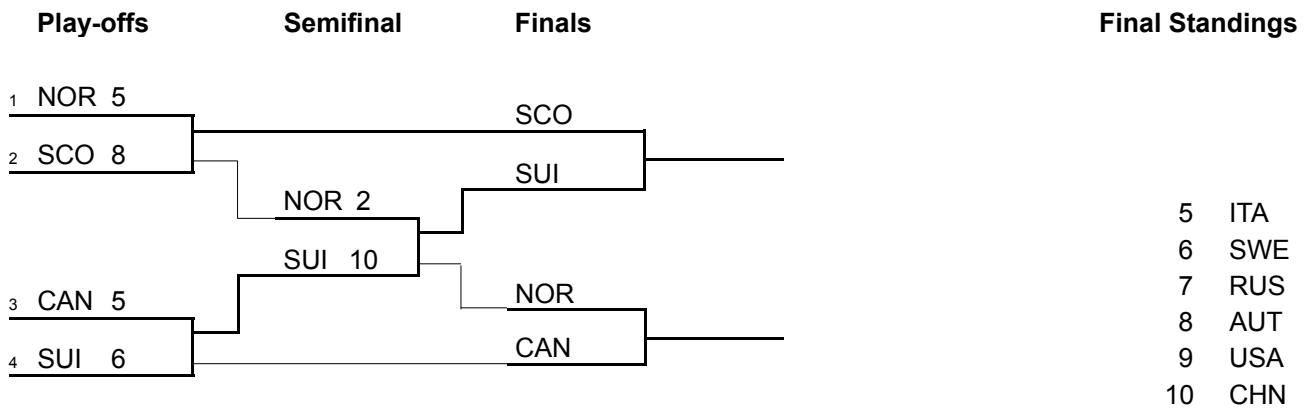
SF Semifinals

Session Results and Standings

Résultats de la session et classement

Sheet	Game	Team	LSFE	1	2	3	4	5	6	7	8	9	10	Extra Ends	Total
C	11	NOR - Norway	*	0	1	0	0	0	0	0	1	X	X		2
	12	SUI - Switzerland		0	0	2	0	4	1	3	0	X	X		10

Championship Bracket



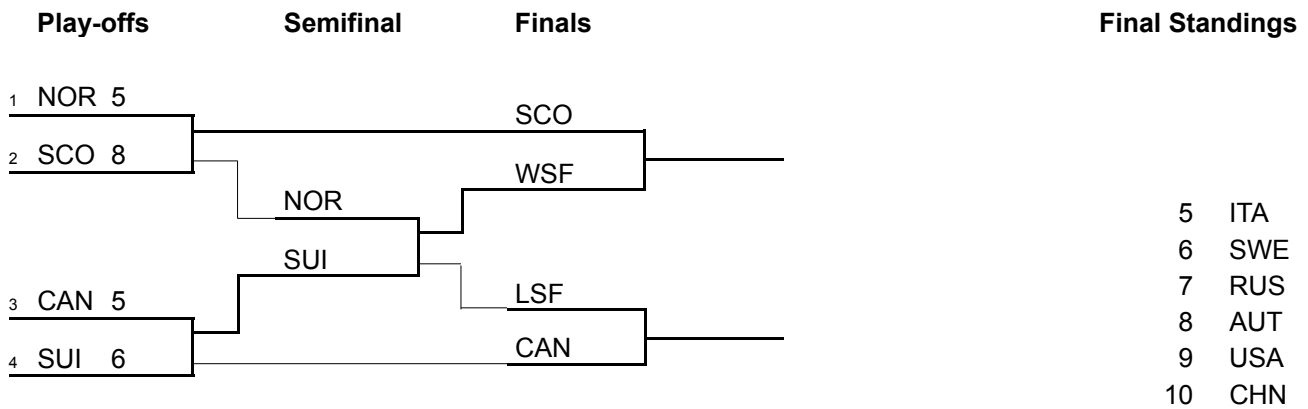
LEGEND		
LSFE (*) Last stone first end	X	Unplayed/unfinished end due to concession

Session Results and Standings

Résultats de la session et classement

Sheet	Game	Team	LSFE	1	2	3	4	5	6	7	8	9	10	Extra Ends	Total
A	10	CAN - Canada	*	0	0	1	0	0	0	0	2	0	2	0	5
	11	SUI - Switzerland		0	0	0	2	0	1	0	0	2	0	1	6
B	10	SCO - Scotland		0	0	3	0	1	0	2	0	2	X		8
	10	NOR - Norway	*	0	1	0	1	0	1	0	2	0	X		5

Championship Bracket



LEGEND

LSF Loser of semifinal

LSFE (*) Last stone first end

WSF Winner of semifinal

X Unplayed/unfinished end due to concession

Session Results and Standings

Résultats de la session et classement

Sheet	Game	Team	LSFE	1	2	3	4	5	6	7	8	9	10	Extra Ends	Total
C	10	ITA - Italy	*	1	0	0	0	1	0	0	0	1	0		3
	10	SUI - Switzerland		0	1	0	2	0	0	0	0	0	1		4

Standings after Tie-breaker Session 1

Rank	Team	Games	Wins	Losses	TB W-L
1	NOR - Norway	9	7	2	Q
2	SCO - Scotland	9	6	3	Q w2,1
3	CAN - Canada	9	6	3	Q w2,0
4	SUI - Switzerland	9	6	3	1 - 0 Q
5	ITA - Italy	9	6	3	0 - 1
6	SWE - Sweden	9	5	4	
7	RUS - Russia	9	4	5	
8	AUT - Austria	9	3	6	
9	USA - United States of America	9	2	7	
10	CHN - China	9	0	9	

LEGEND

LSFE (*) Last stone first end

Q Qualified for the play-offs

TB W-L Tie-breaker Wins-Losses

wx Number of wins (x) against tied teams

Competition Matrix

Grille de pointage

As of SUN 2 MAR 2014

Team	AUT	CAN	CHN	ITA	NOR	RUS	SCO	SUI	SWE	USA
AUT		1 - 9	8 - 7	4 - 12	6 - 7	4 - 9	4 - 9	2 - 10	7 - 5	6 - 5
CAN	9 - 1		8 - 4	8 - 7	6 - 5	6 - 8	5 - 10	7 - 2	5 - 6	8 - 1
CHN	7 - 8	4 - 8		1 - 8	4 - 8	3 - 9	6 - 9	4 - 7	2 - 9	4 - 6
ITA	12 - 4	7 - 8	8 - 1		4 - 3	8 - 6	5 - 6	8 - 6	9 - 3	4 - 7
NOR	7 - 6	5 - 6	8 - 4	3 - 4		4 - 2	7 - 6	8 - 4	10 - 9	9 - 8
RUS	9 - 4	8 - 6	9 - 3	6 - 8	2 - 4		3 - 5	7 - 8	3 - 8	8 - 7
SCO	9 - 4	10 - 5	9 - 6	6 - 5	6 - 7	5 - 3		6 - 8	6 - 9	7 - 2
SUI	10 - 2	2 - 7	7 - 4	6 - 8	4 - 8	8 - 7	8 - 6		10 - 6	6 - 2
SWE	5 - 7	6 - 5	9 - 2	3 - 9	9 - 10	8 - 3	9 - 6	6 - 10		8 - 7
USA	5 - 6	1 - 8	6 - 4	7 - 4	8 - 9	7 - 8	2 - 7	2 - 6	7 - 8	

Standings after Round Robin

Rank	Team	Games	Wins	Losses	
1	NOR - Norway	9	7	2	Q
2	SCO - Scotland	9	6	3	Q w2,1
2	CAN - Canada	9	6	3	Q w2,0
2	ITA - Italy	9	6	3	TB w1,1
2	SUI - Switzerland	9	6	3	TB w1,0
6	SWE - Sweden	9	5	4	
7	RUS - Russia	9	4	5	
8	AUT - Austria	9	3	6	
9	USA - United States of America	9	2	7	
10	CHN - China	9	0	9	

LEGEND

Q Qualified for the play-offs **TB** Involved in the tie-breaker **wx** Number of wins (x) against tied teams

Draw Shot Challenge
Défi du lancer de placement

As of SUN 2 MAR 2014

Rank	Team	Last Stone Draw in each Round Robin Game									DSC
		1	2	3	4	5	6	7	8	9	
1	SCO - Scotland	4.8	5.8	43.4	35.2	16.4	53.6	11.0	0.0	2.6	14.90 cm
2	SWE - Sweden	7.0	167.4	35.2	43.1	15.4	0.0	21.6	17.5	0.0	17.48 cm
3	RUS - Russia	35.0	117.1	19.2	0.0	22.1	39.8	1.1	26.1	102.8	30.76 cm
4	SUI - Switzerland	16.7	79.2	5.4	73.3	0.0	23.8	100.6	5.2	47.0	31.33 cm
5	NOR - Norway	142.6	30.7	0.0	16.0	0.0	21.2	84.4	80.7	30.1	32.89 cm
6	ITA - Italy	0.0	1.5	43.5	110.0	131.3	5.2	14.0	20.8	69.4	33.05 cm
7	USA - United States of America	88.3	72.9	80.9	54.7	8.1	22.1	0.0	35.6	52.6	40.86 cm
8	CHN - China	84.1	4.7	0.4	141.8	52.6	23.5	42.8	141.8	24.5	46.80 cm
9	CAN - Canada	2.7	105.7	49.5	77.9	125.3	182.2	45.9	23.4	20.6	56.38 cm
10	AUT - Austria	62.0	185.4	32.3	185.4	0.0	185.4	24.0	51.6	66.5	75.90 cm

NOTE

The Draw Shot Challenge (DSC) is the average distance of the Last Stone Draws (LSD) which were played by a team during the round robin. The single least favourable LSD result is automatically eliminated before calculating this average distance. The team with the lesser DSC receives the higher ranking.
For teams with equal DSC, the team with the best non-equal LSD receives the higher ranking. In case all LSD are equal, the team ranked higher in the WCF World Ranking is ranked higher.

LEGEND

DSC Draw Shot Challenge

Scoring Analysis

Analyse des points marqués

As of SUN 2 MAR 2014

Team	Games		Stolen		Points Scored						Total	Plus / Minus
			LSFE	Ends	0	1	2	3	4	>4		
ITA - Italy	9	For	5	11	6	20	11	6	0	1	65	+21
		Against	4	8	6	22	8	2	0	0	44	
CAN - Canada	9	For	5	11	5	15	17	3	1	0	62	+18
		Against	4	5	8	17	9	3	0	0	44	
SCO - Scotland	9	For	6	10	5	22	11	5	0	1	64	+15
		Against	3	4	7	15	12	2	1	0	49	
NOR - Norway	9	For	6	6	9	20	10	7	0	0	61	+12
		Against	3	7	8	22	9	3	0	0	49	
SUI - Switzerland	9	For	4	8	3	20	14	3	1	0	61	+11
		Against	5	4	6	17	15	1	0	0	50	
SWE - Sweden	9	For	5	9	6	19	17	2	1	0	63	+4
		Against	4	9	2	23	10	4	1	0	59	
RUS - Russia	9	For	3	12	7	21	11	4	0	0	55	+2
		Against	6	11	5	23	15	0	0	0	53	
USA - United States of America	9	For	3	5	10	18	12	1	0	0	45	-15
		Against	6	8	3	23	11	5	0	0	60	
AUT - Austria	9	For	3	5	3	20	5	4	0	0	42	-31
		Against	6	9	8	14	13	8	1	1	73	
CHN - China	9	For	5	2	3	21	5	0	1	0	35	-37
		Against	4	14	4	20	11	7	1	1	72	
Total	45			79	57	196	113	35	4	2	553	

NOTE

Stolen ends are the ends won without the last stone advantage

LEGEND

LSFE Last Stone First End

>4 More than four points scored

SUN 2 MAR 2014
Start Time 20:00

Session Results and Standings

Résultats de la session et classement

Sheet	Game	Team	LSFE	1	2	3	4	5	6	7	8	9	10	Extra Ends	Total
A	9	ITA - Italy		0	1	0	1	0	0	1	0	0	1		4
	9	NOR - Norway	*	0	0	0	0	2	0	0	1	0	0		3
B	9	SWE - Sweden	*	1	0	2	0	0	2	0	1	0	X		6
	9	SUI - Switzerland		0	1	0	1	2	0	2	0	4	X		10
C	9	SCO - Scotland	*	0	1	0	3	0	0	5	X	X	X		9
	9	CHN - China		1	0	4	0	1	0	0	X	X	X		6
D	9	AUT - Austria		0	0	1	0	0	0	X	X	X	X		1
	9	CAN - Canada	*	2	1	0	0	4	2	X	X	X	X		9
E	9	USA - United States of America	*	0	2	0	1	0	1	0	1	0	2	0	7
	9	RUS - Russia		1	0	0	0	2	0	3	0	1	0	1	8

Standings after Round Robin

Rank	Team	Games	Wins	Losses		
1	NOR - Norway	9	7	2	Q	
2	SCO - Scotland	9	6	3	Q	w2,1
2	CAN - Canada	9	6	3	Q	w2,0
2	ITA - Italy	9	6	3	TB	w1,1
2	SUI - Switzerland	9	6	3	TB	w1,0
6	SWE - Sweden	9	5	4		
7	RUS - Russia	9	4	5		
8	AUT - Austria	9	3	6		
9	USA - United States of America	9	2	7		
10	CHN - China	9	0	9		

Tie-breaker schedule:

MON 3 MAR 14:00 TB1 ITA - SUI

LEGEND			
LSFE (*)	Last stone first end	Q	Qualified for the play-offs
TBx	Tie-breaker number (x)	wx	Number of wins (x) against tied teams
		TB	Involved in the tie-breaker
		X	Unplayed/unfinished end due to concession

Session Results and Standings

Résultats de la session et classement

Sheet	Game	Team	LSFE	1	2	3	4	5	6	7	8	9	10	Extra Ends	Total
A	8	CAN - Canada	*	3	0	1	0	3	1	X	X	X	X		8
	8	USA - United States of America		0	0	0	1	0	0	X	X	X	X		1
B	8	ITA - Italy	*	2	1	1	0	3	1	X	X	X	X		8
	8	CHN - China		0	0	0	1	0	0	X	X	X	X		1
C	8	SWE - Sweden	*	2	0	1	0	2	0	3	0	1	0		9
	8	NOR - Norway		0	3	0	1	0	1	0	2	0	3		10
D	8	RUS - Russia		0	0	0	2	0	1	0	0	0	X		3
	8	SCO - Scotland	*	1	1	1	0	1	0	0	0	1	X		5
E	8	SUI - Switzerland	*	2	0	2	0	0	3	3	X	X	X		10
	8	AUT - Austria		0	1	0	0	1	0	0	X	X	X		2

Standings after Round Robin Session 8

Rank	Team	Games	Wins	Losses	
1	NOR - Norway	8	7	1	Q
2	CAN - Canada	8	5	3	
2	ITA - Italy	8	5	3	
2	SCO - Scotland	8	5	3	
2	SUI - Switzerland	8	5	3	
2	SWE - Sweden	8	5	3	
7	AUT - Austria	8	3	5	
7	RUS - Russia	8	3	5	
9	USA - United States of America	8	2	6	
10	CHN - China	8	0	8	

LEGEND

LSFE (*) Last stone first end

Q Qualified for the play-offs

X Unplayed/unfinished end due to concession

Session Results and Standings

Résultats de la session et classement

Sheet	Game	Team	LSFE	1	2	3	4	5	6	7	8	9	10	Extra Ends	Total
A	7	SCO - Scotland	*	2	0	0	0	1	0	1	2	0	0		6
	7	SWE - Sweden		0	0	0	2	0	2	0	0	2	3		9
B	7	NOR - Norway		0	0	3	1	0	1	0	3	0	1		9
	7	USA - United States of America	*	0	3	0	0	1	0	2	0	2	0		8
C	7	SUI - Switzerland		0	0	1	0	0	1	0	0	X	X		2
	7	CAN - Canada	*	0	2	0	2	0	0	2	1	X	X		7
D	7	CHN - China		0	1	0	1	0	2	0	0	1	2		7
	7	AUT - Austria	*	3	0	1	0	1	0	3	0	0	0		8
E	7	RUS - Russia	*	1	1	1	0	1	0	1	0	1	0	0	6
	7	ITA - Italy		0	0	0	1	0	2	0	1	0	2	0	8

Standings after Round Robin Session 7

Rank	Team	Games	Wins	Losses
1	NOR - Norway	7	6	1
2	SWE - Sweden	7	5	2
3	CAN - Canada	7	4	3
3	ITA - Italy	7	4	3
3	SCO - Scotland	7	4	3
3	SUI - Switzerland	7	4	3
7	AUT - Austria	7	3	4
7	RUS - Russia	7	3	4
9	USA - United States of America	7	2	5
10	CHN - China	7	0	7

LEGEND

LSFE (*) Last stone first end

X Unplayed/unfinished end due to concession

Session Results and Standings

Résultats de la session et classement

Sheet	Game	Team	LSFE	1	2	3	4	5	6	7	8	9	10	Extra Ends	Total
A	6	CHN - China	*	0	1	0	2	0	1	0	0	0	X		4
	6	SUI - Switzerland		1	0	1	0	2	0	1	1	1	X		7
B	6	AUT - Austria		0	1	0	0	1	0	2	0	X	X		4
	6	RUS - Russia	*	2	0	2	1	0	3	0	1	X	X		9
C	6	ITA - Italy	*	1	0	1	0	0	1	0	0	2	0		5
	6	SCO - Scotland		0	2	0	1	1	0	1	0	0	1		6
D	6	SWE - Sweden	*	2	0	0	1	1	0	1	0	2	0	1	8
	6	USA - United States of America		0	1	2	0	0	1	0	1	0	2	0	7
E	6	NOR - Norway	*	0	1	0	1	1	0	0	1	0	1		5
	6	CAN - Canada		0	0	0	0	0	2	2	0	2	0		6

Standings after Round Robin Session 6

Rank	Team	Games	Wins	Losses
1	NOR - Norway	6	5	1
2	SCO - Scotland	6	4	2
2	SUI - Switzerland	6	4	2
2	SWE - Sweden	6	4	2
5	CAN - Canada	6	3	3
5	ITA - Italy	6	3	3
5	RUS - Russia	6	3	3
8	AUT - Austria	6	2	4
8	USA - United States of America	6	2	4
10	CHN - China	6	0	6

LEGEND

LSFE (*) Last stone first end

X Unplayed/unfinished end due to concession

Session Results and Standings

Résultats de la session et classement

Sheet	Game	Team	LSFE	1	2	3	4	5	6	7	8	9	10	Extra Ends	Total
A	5	USA - United States of America		0	0	0	2	0	0	2	0	1	0		5
	5	AUT - Austria	*	1	0	1	0	0	2	0	1	0	1		6
B	5	CHN - China	*	1	0	1	0	1	0	0	1	0	X		4
	5	CAN - Canada		0	2	0	2	0	0	3	0	1	X		8
C	5	RUS - Russia		1	0	0	1	0	0	1	0	0	X		3
	5	SWE - Sweden	*	0	2	1	0	1	1	0	1	2	X		8
D	5	SCO - Scotland		2	0	1	2	0	0	0	0	1	0		6
	5	NOR - Norway	*	0	2	0	0	0	0	3	1	0	1		7
E	5	ITA - Italy		0	0	2	0	2	0	1	2	0	1		8
	5	SUI - Switzerland	*	0	2	0	3	0	1	0	0	0	0		6

Standings after Round Robin Session 5

Rank	Team	Games	Wins	Losses
1	NOR - Norway	5	5	0
2	ITA - Italy	5	3	2
2	SCO - Scotland	5	3	2
2	SUI - Switzerland	5	3	2
2	SWE - Sweden	5	3	2
6	AUT - Austria	5	2	3
6	CAN - Canada	5	2	3
6	RUS - Russia	5	2	3
6	USA - United States of America	5	2	3
10	CHN - China	5	0	5

LEGEND

LSFE (*) Last stone first end

X Unplayed/unfinished end due to concession

Session Results and Standings

Résultats de la session et classement

Sheet	Game	Team	LSFE	1	2	3	4	5	6	7	8	9	10	Extra Ends	Total
A	4	SWE - Sweden	*	1	0	1	0	1	2	4	X	X	X		9
	4	CHN - China		0	1	0	1	0	0	0	X	X	X		2
B	4	USA - United States of America	*	0	1	0	2	1	2	0	1	0	X		7
	4	ITA - Italy		0	0	2	0	0	0	1	0	1	X		4
C	4	NOR - Norway	*	0	0	1	0	0	3	0	2	0	0	1	7
	4	AUT - Austria		0	0	0	0	1	0	3	0	1	1	0	6
D	4	SUI - Switzerland		0	2	0	2	0	0	0	1	1	2		8
	4	RUS - Russia	*	2	0	2	0	0	1	2	0	0	0		7
E	4	CAN - Canada		0	0	0	1	0	2	0	2	0	X		5
	4	SCO - Scotland	*	1	1	2	0	2	0	1	0	3	X		10

Standings after Round Robin Session 4

Rank	Team	Games	Wins	Losses
1	NOR - Norway	4	4	0
2	SCO - Scotland	4	3	1
2	SUI - Switzerland	4	3	1
4	ITA - Italy	4	2	2
4	RUS - Russia	4	2	2
4	SWE - Sweden	4	2	2
4	USA - United States of America	4	2	2
8	AUT - Austria	4	1	3
8	CAN - Canada	4	1	3
10	CHN - China	4	0	4

LEGEND

LSFE (*) Last stone first end

X Unplayed/unfinished end due to concession

Session Results and Standings

Résultats de la session et classement

Sheet	Game	Team	LSFE	1	2	3	4	5	6	7	8	9	10	Extra Ends	Total
A	3	SUI - Switzerland	*	2	0	2	0	1	0	1	0	2	X		8
	3	SCO - Scotland		0	1	0	3	0	1	0	1	0	X		6
B	3	RUS - Russia		0	0	0	0	1	0	1	0	0	X		2
	3	NOR - Norway	*	1	0	2	0	0	0	0	1	0	X		4
C	3	CAN - Canada		0	0	1	1	1	0	1	2	0	2		8
	3	ITA - Italy	*	0	3	0	0	0	2	0	0	2	0		7
D	3	USA - United States of America		0	1	0	2	0	2	0	0	1	X		6
	3	CHN - China	*	0	0	1	0	2	0	1	0	0	X		4
E	3	AUT - Austria	*	0	0	2	0	1	2	0	1	0	1		7
	3	SWE - Sweden		1	1	0	1	0	0	2	0	0	0		5

Standings after Round Robin Session 3

Rank	Team	Games	Wins	Losses
1	NOR - Norway	3	3	0
2	ITA - Italy	3	2	1
2	RUS - Russia	3	2	1
2	SCO - Scotland	3	2	1
2	SUI - Switzerland	3	2	1
6	AUT - Austria	3	1	2
6	CAN - Canada	3	1	2
6	SWE - Sweden	3	1	2
6	USA - United States of America	3	1	2
10	CHN - China	3	0	3

LEGEND

LSFE (*) Last stone first end

X Unplayed/unfinished end due to concession

Session Results and Standings

Résultats de la session et classement

Sheet	Game	Team	LSFE	1	2	3	4	5	6	7	8	9	10	Extra Ends	Total
A	2	AUT - Austria		0	1	0	3	0	0	X	X	X	X		4
	2	ITA - Italy	*	5	0	3	0	3	1	X	X	X	X		12
B	2	CAN - Canada	*	1	0	1	0	2	0	0	0	1	0		5
	2	SWE - Sweden		0	2	0	2	0	0	0	0	0	2		6
C	2	CHN - China	*	0	0	0	0	1	0	0	2	X	X		3
	2	RUS - Russia		2	1	3	1	0	2	0	0	X	X		9
D	2	NOR - Norway	*	2	0	1	0	2	0	1	0	2	X		8
	2	SUI - Switzerland		0	1	0	1	0	1	0	1	0	X		4
E	2	SCO - Scotland	*	2	0	1	0	2	0	0	2	X	X		7
	2	USA - United States of America		0	0	0	1	0	0	1	0	X	X		2

Standings after Round Robin Session 2

Rank	Team	Games	Wins	Losses
1	ITA - Italy	2	2	0
1	NOR - Norway	2	2	0
1	RUS - Russia	2	2	0
1	SCO - Scotland	2	2	0
5	SUI - Switzerland	2	1	1
5	SWE - Sweden	2	1	1
7	AUT - Austria	2	0	2
7	CAN - Canada	2	0	2
7	CHN - China	2	0	2
7	USA - United States of America	2	0	2

LEGEND

LSFE (*) Last stone first end

X Unplayed/unfinished end due to concession

Session Results and Standings

Résultats de la session et classement

Sheet	Game	Team	LSFE	1	2	3	4	5	6	7	8	9	10	Extra Ends	Total
A	1	RUS - Russia		1	0	0	0	2	0	0	2	0	3		8
	1	CAN - Canada	*	0	0	2	1	0	1	0	0	2	0		6
B	1	SCO - Scotland	*	0	3	0	0	2	0	0	1	3	X		9
	1	AUT - Austria		1	0	1	0	0	2	0	0	0	X		4
C	1	USA - United States of America		0	0	1	0	0	0	1	0	0	X		2
	1	SUI - Switzerland	*	2	0	0	2	0	0	0	1	1	X		6
D	1	ITA - Italy	*	0	3	1	1	0	0	1	0	3	X		9
	1	SWE - Sweden		0	0	0	0	1	0	0	2	0	X		3
E	1	CHN - China	*	0	1	0	0	1	0	1	0	1	X		4
	1	NOR - Norway		2	0	0	2	0	1	0	3	0	X		8

Standings after Round Robin Session 1

Rank	Team	Games	Wins	Losses
1	ITA - Italy	1	1	0
1	NOR - Norway	1	1	0
1	RUS - Russia	1	1	0
1	SCO - Scotland	1	1	0
1	SUI - Switzerland	1	1	0
6	AUT - Austria	1	0	1
6	CAN - Canada	1	0	1
6	CHN - China	1	0	1
6	SWE - Sweden	1	0	1
6	USA - United States of America	1	0	1

LEGEND

LSFE (*) Last stone first end

X Unplayed/unfinished end due to concession

Entry List by Country

Liste des participant(e)s par Nation

As of TUE 25 FEB 2014

AUT - Austria		
4 S	WUNDERER Sebastian	R
3 V	GENNER Mathias	L
2	REICHEL Martin	R
1	KIRCHMAIR Lukas	L
A	NOTHEGGER Philipp	L
C	ROTH Christian	

CAN - Canada		
4 S	CALVERT Braden	R
3 V	KURZ Kyle	R
2	VAN DEN BOSCH Lucas	R
1	WILSON Brendan	R
A	DUNSTONE Matt	R
C	CLASPER Tom	

CHN - China		
4 S	SHAO Zhilin	R
3 V	ZHANG Tianyu	R
2	WANG Jinbo	R
1	LING Zhi	R
A	LIANG Shuming	R
C	ZHANG Zhipeng	

ITA - Italy		
4 S	MOSANER Amos	R
3	ARMAN Sebastiano	R
2 V	FERRAZZA Daniele	R
1	ARMAN Roberto	R
A	ONNIS Marco	R
C	GALLINATTO Gianandrea	

NOR - Norway		
4 S	MJOEEN Eirik	R
3 V	SKOGVOLD Markus	R
2	NAESS Wilhelm	R
1	NEPSTAD Gaute	R
A	SESAKER Martin	R
C	MELLEMSETER Stein	

RUS - Russia		
4 V	GLUKHOV Sergey	R
3 S	ALI Artur	R
2	MIRONOV Dmitry	R
1	GADZHIKHANOV Timur	R
A	KUZMIN Alexandr	R
C	GUDIN Vasily	

SCO - Scotland		
4 S	SMITH Kyle	R
3 V	MUIRHEAD Thomas	R
2	WADDELL Kyle	R
1	SMITH Cameron	L
A	MENZIES Duncan	R
C	RAMSAY David	

SUI - Switzerland		
4 V	KELLER Reto	R
3 S	SCHWALLER Yannick	R
2	WITSCHONKE Patrick	R
1	PROBST Michael	R
A	MEIER Romano	R
C	NYFFENEGGER Erich	

SWE - Sweden		
4 S	NYMAN Fredrik	R
3 V	GRANBOM Simon	R
2	PATZ Johannes	R
1	MARTINSSON Victor	R
A	BAECK Max	R
C	NYMAN Hans	

USA - United States of America		
4 S	VUKICH Jake	L
3 V	McAULEY Evan	R
2	VIOLETTE Luc	R
1	LORVICK Kyle	R
A	FENSON Alex	R
C	WAY Travis	

NOTE

Team position and functions are attached to each team member's name as follows:
4 = Fourth, **3** = Third, **2** = Second, **1** = Lead, **A** = Alternate, **S** = Skip, **V** = Vice-Skip, **C** = Coach

LEGEND

L Left-handed **R** Right-handed

Competition Officials

Officiels de compétition

As of TUE 25 FEB 2014

Function	Name	Country Code
WCF President	CAITHNESS Kate	SCO
WCF Technical Delegate	ARNOLD Scott	CAN
Chief Umpire	ROGERS Brenda	CAN
Deputy Chief Umpire	FUCHS Rene	SUI
Game Umpire	BASLER Roland	SUI
	CZARNETZKI Susi	USA
	CZARNETZKI Randy	USA
Chief Timer	CACCIVIO Guido	SUI
Chief Ice Technician	REID Mike	CAN
Deputy Chief Ice Technician	NEKOVARIK Vitek	CZE

Competition Schedule

Horaire des épreuves

As of TUE 25 FEB 2014

Date	Time	Session	Sheet A	Sheet B	Sheet C	Sheet D	Sheet E	
WED 26 FEB	8:00	w-1	sco - kor	can - cze	ita - rus	sui - usa	den - swe	
	12:00	M-1	RUS - CAN	SCO - AUT	USA - SUI	ITA - SWE	CHN - NOR	
	16:00	w-2	cze - sui	kor - usa	den - sco	swe - rus	can - ita	
	20:00	M-2	AUT - ITA	CAN - SWE	CHN - RUS	NOR - SUI	SCO - USA	
THU 27 FEB	9:00	w-3	rus - can	sco - swe	kor - sui	ita - den	cze - usa	
	14:00	M-3	SUI - SCO	RUS - NOR	CAN - ITA	USA - CHN	AUT - SWE	
	19:00	w-4	usa - den	ita - sui	swe - cze	rus - sco	kor - can	
FRI 28 FEB	8:00	M-4	SWE - CHN	USA - ITA	NOR - AUT	SUI - RUS	CAN - SCO	
	12:00	w-5	ita - cze	den - kor	sco - usa	can - swe	sui - rus	
	16:00	M-5	USA - AUT	CHN - CAN	RUS - SWE	SCO - NOR	ITA - SUI	
	20:00	w-6	den - rus	cze - sco	sui - can	usa - ita	swe - kor	
SAT 1 MAR	9:00	M-6	CHN - SUI	AUT - RUS	ITA - SCO	SWE - USA	NOR - CAN	
	14:00	w-7	can - usa	swe - ita	rus - kor	den - cze	sco - sui	
	19:00	M-7	SCO - SWE	NOR - USA	SUI - CAN	CHN - AUT	RUS - ITA	
SUN 2 MAR	8:00	w-8	kor - ita	sui - den	usa - swe	sco - can	rus - cze	
	12:00	M-8	CAN - USA	ITA - CHN	SWE - NOR	RUS - SCO	SUI - AUT	
	16:00	w-9	sui - swe	usa - rus	can - den	cze - kor	ita - sco	
	20:00	M-9	ITA - NOR	SWE - SUI	SCO - CHN	AUT - CAN	USA - RUS	
MON 3 MAR	9:00		Tie-breakers (if necessary)					
	14:00		Tie-breakers (if necessary)					
	19:00		Tie-breakers (if necessary)					
	19:00		Women's Page Session (1 v 2 and 3 v 4)					
TUE 4 MAR	12:00		Men's Page Session (1 v 2 and 3 v 4)					
	18:00		Men's and Women's Semifinal					
WED 5 MAR	9:00		Women's Finals					
	13:00		Men's Finals					

NOTE

Lowercase - women

UPPERCASE - MEN

First named team in each game plays red-handled stones and wears dark coloured upper playing garments.

LEGEND

M-x (1,2,...,9) Men's session x

w-x (1,2,...,9) Women's session x