



**Pan Continental Curling Championships 2022
Calgary, AB, Canada**

31 October – 6 November 2022

**RESULTS SUMMARY
A-Division Women**



SUN 6 NOV 2022

Medallists

Medal	Country	Name	Position - Function
GOLD	JPN - Japan	FUJISAWA Satsuki	4 S
		YOSHIDA Chinami	3 V
		SUZUKI Yumi	2
		YOSHIDA Yurika	1
		ISHIZAKI Kotomi	A
		LIND JD	C
SILVER	KOR - Korea	HA Seungyoun	4 S
		KIM Hyerin	3 V
		YANG Taei	2
		KIM Sujin	1
		LEE Sungjun	C
BRONZE	CAN - Canada	EINARSON Kerri	4 S
		SWEETING Val	3 V
		BIRCHARD Shannon	2
		HARRIS Briane	1
		BROWN Rachel	A
		CARRUTHERS Reid	C

Note:
Position and function for each team member:
4 = Fourth, **3** = Third, **2** = Second, **1** = Lead, **A** = Alternate, **S** = Skip, **V** = Vice-Skip, **C** = Coach





Final Standings

Rank	Team	Players	Position - Function	
1	JPN - Japan	FUJISAWA Satsuki	4 S	
		YOSHIDA Chinami	3 V	
		SUZUKI Yumi	2	
		YOSHIDA Yurika	1	
		ISHIZAKI Kotomi	A	
		LIND JD	C	
2	KOR - Korea	HA Seungyoun	4 S	
		KIM Hyerin	3 V	
		YANG Taei	2	
		KIM Sujin	1	
		-	A	
		LEE Sungjun	C	
3	CAN - Canada	EINARSON Kerri	4 S	
		SWEETING Val	3 V	
		BIRCHARD Shannon	2	
		HARRIS Briane	1	
		BROWN Rachel	A	
		CARRUTHERS Reid	C	
4	USA - United States	PETERSON Tabitha	4 S	
		THIESSE Cory	3 V	
		HAMILTON Becca	2	
		PETERSON Tara	1	
		PERSINGER Vicky	A	
		OVERTON-CLAPHAM Cathy	C	
5	NZL - New Zealand	SMITH Jessica	4 S	
		THOMPSON Holly	3 V	
		THURLOW Natalie	2	
		BECKER Bridget	1	
		KINNEY Ruby	A	
		EDE Nelson	C	
6	AUS - Australia	WESTHAGEN Jennifer	4 S	
		WESTMAN Sara	3 V	
		TSOURLENES Kristen	2	
		MILLIKIN Carlee	1	
		HEWETT Nicole	A	
		MANASANTIVONGS Pete	C	
7	KAZ - Kazakhstan	KOLYKHALOVA Yekaterina	4 V	
		EBAUYER Angelina	3 S	
		ALLIYAROVA Tilsimay	2	
		EBAUYER Regina	1	
		TASTEMIR Meray	A	
		MOORE AI	C	
8	HKG - Hong Kong	HUNG Ling-Yue	4 S	>B
		SHANG Ada	3 V	
		WONG Yuen Ting	2	
		HU PianPian	1	
		-	A	
		COLLINS Rick	C	



Final Standings

Rank	Team	Players	Position - Function	
9	BRA - Brazil	OLIVEIRA Isis	4 S	>B
		BARRELLA Luciana	3 V	
		MELO Marcelia	2	
		LIPPI Sarah	1	
		RODRIGUEZ Giullia	A	
		MATHEWS Christine	C	

Note:

Position and function for each team member:

4 = Fourth, **3** = Third, **2** = Second, **1** = Lead, **A** = Alternate, **S** = Skip, **V** = Vice-Skip, **C** = Coach

Legend:

>B To B-Division

Rank 1-5 qualified for the World Women's Championship 2023 in Sandviken, Sweden



PCCC 2022
Calgary, AB, Canada

SUN 6 NOV 2022
Start Time 18:00

Pan Continental Curling Championships 2022
WinSport Event Centre
A-Division Women

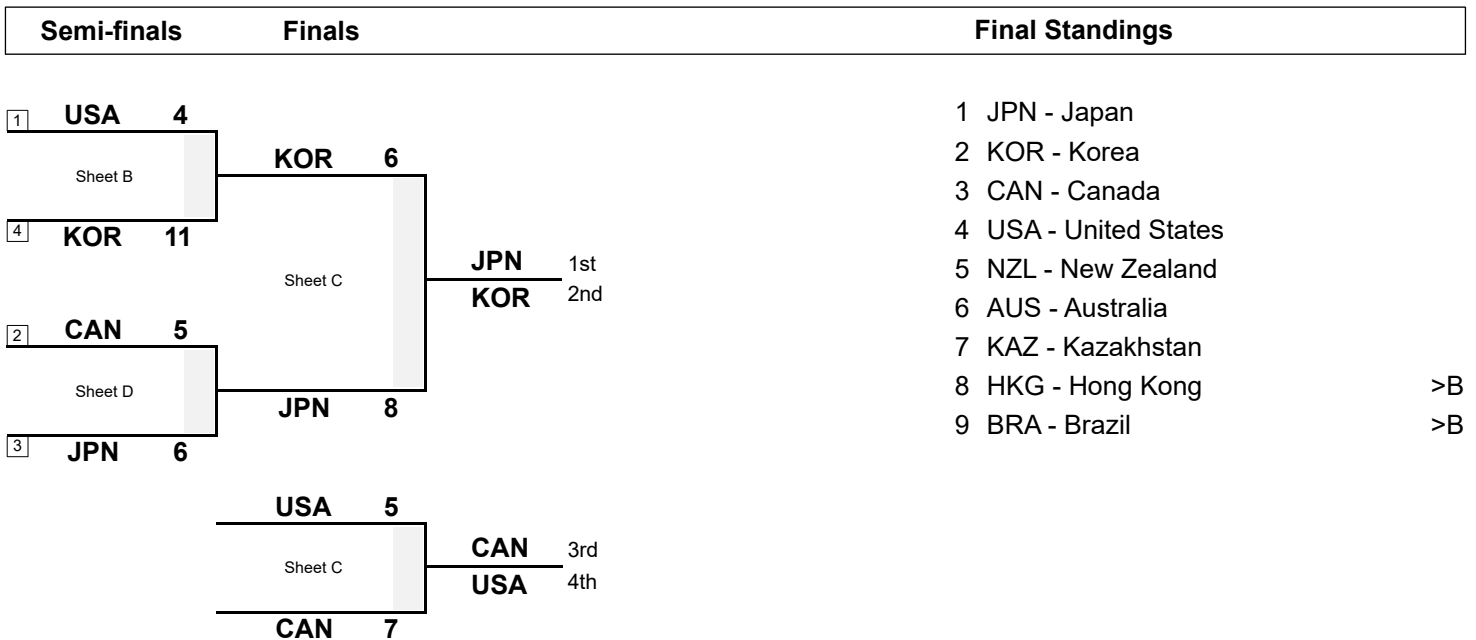
Gold Medal Game



Session Results and Standings

Sheet	Game	Team	LSFE	1	2	3	4	5	6	7	8	9	10	Extra Ends	Total
C	10	JPN - Japan	*	0	2	0	1	0	1	1	1	0	0	2	8
	10	KOR - Korea		0	0	1	0	2	0	0	0	2	1	0	6

Play-offs Bracket



Legend:
>B To B-Division
LSFE(*) Last Stone First End





Scoring Analysis

Team	Games	LSFE	Stolen Ends	Last Stone Eff.	Force Eff.	Points Scored							Total	Plus / Minus
						0	1	2	3	4	>4			
KOR	For	5	21	59%	61%	9	16	14	7	6	1	94	+51	
	Against	5	4			4	18	5	2	1	1	43		
JPN	For	9	20	38%	76%	6	22	9	9	4	1	88	+49	
	Against	1	7			3	22	3	1	2	0	39		
CAN	For	8	19	52%	64%	5	23	15	8	1	1	86	+47	
	Against	2	4			3	20	8	1	0	0	39		
USA	For	7	17	52%	57%	3	18	15	6	2	1	79	+31	
	Against	3	8			5	17	12	1	1	0	48		
NZL	For	1	8	33%	29%	1	12	11	3	2	0	51	-10	
	Against	7	10			5	13	11	4	1	2	61		
AUS	For	4	8	26%	45%	0	14	11	2	0	0	42	-31	
	Against	4	20			0	17	14	8	1	0	73		
KAZ	For	1	7	14%	50%	1	12	5	3	1	0	35	-39	
	Against	7	21			3	13	15	5	4	0	74		
HKG	For	4	8	8%	41%	1	19	3	2	0	0	31	-43	
	Against	4	20			3	17	7	10	2	1	74		
BRA	For	1	3	15%	18%	3	13	5	2	0	0	29	-55	
	Against	7	17			3	12	13	10	4	0	84		
Total	40		111			29	149	88	42	16	4	535		

Note:
 Stolen ends are the ends won without the last stone advantage.
 Last Stone Efficiency: Scoring two or more points with last stone advantage.
 Force Efficiency: Forcing the opponent team to score only one point when they have the last stone advantage.

Legend:
>4 More than four points scored **Eff.** Efficiency **LSFE** Last Stone First End





Summary of Big Ends

Points Scored	By	Against	Session	End	Game Result
5	CAN - Canada	NZL - New Zealand	1	8	11: 3
5	JPN - Japan	KOR - Korea	4	3	7: 4
5	KOR - Korea	NZL - New Zealand	5	5	10: 6
5	USA - United States	HKG - Hong Kong	5	4	13: 1
4	KOR - Korea	USA - United States	SF	8	11: 4
4	KOR - Korea	HKG - Hong Kong	7	4	12: 3
4	KOR - Korea	AUS - Australia	3	1	13: 1
4	KOR - Korea	BRA - Brazil	2	1	13: 1
4	KOR - Korea	KAZ - Kazakhstan	1	8	12: 1
4	KOR - Korea	KAZ - Kazakhstan	1	7	12: 1
4	JPN - Japan	KAZ - Kazakhstan	7	4	9: 2
4	JPN - Japan	BRA - Brazil	5	6	11: 2
4	JPN - Japan	NZL - New Zealand	3	5	11: 1
4	JPN - Japan	HKG - Hong Kong	2	1	15: 1
4	NZL - New Zealand	BRA - Brazil	8	9	10: 4
4	NZL - New Zealand	KAZ - Kazakhstan	2	5	11: 3
4	USA - United States	KOR - Korea	8	7	5: 9
4	USA - United States	JPN - Japan	1	7	8: 7
4	CAN - Canada	JPN - Japan	8	8	9: 3
4	KAZ - Kazakhstan	BRA - Brazil	9	9	13: 7

Note:
Big ends are defined as ends with a score of four or more points.

Legend:
SF Semi-final



Time-out Statistics

Team	Games	Number of Time-outs	Average Shot Success on Next Stone
KOR - Korea	10	11	72%
CAN - Canada	10	3	66%
JPN - Japan	10	6	66%
NZL - New Zealand	8	3	66%
AUS - Australia	8	4	50%
KAZ - Kazakhstan	8	2	50%
USA - United States	10	4	37%
HKG - Hong Kong	8	5	30%
BRA - Brazil	8	5	20%
Total	40	43	53%



PCCC 2022
Calgary, AB, Canada

SUN 6 NOV 2022
Start Time 13:00

Pan Continental Curling Championships 2022
WinSport Event Centre
A-Division Women

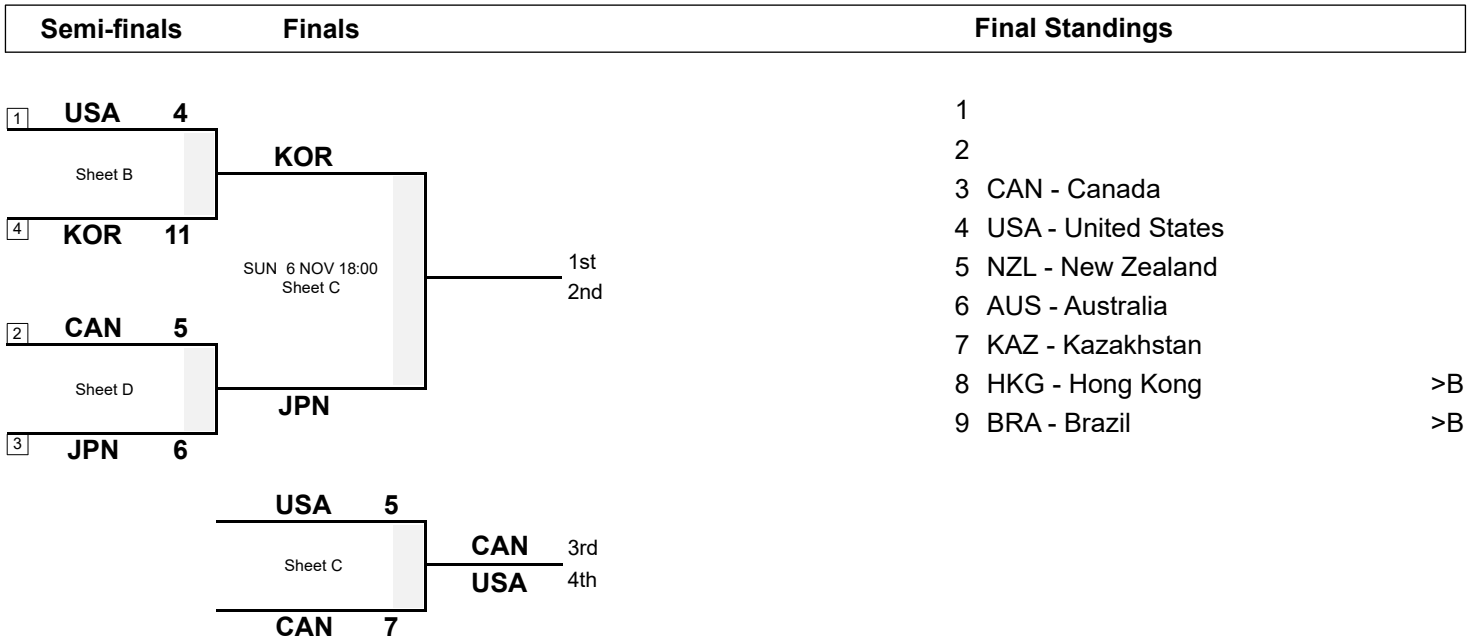
Bronze Medal Game



Session Results and Standings

Sheet	Game	Team	LSFE	1	2	3	4	5	6	7	8	9	10	Extra Ends	Total
C	10	USA - United States	*	1	0	1	0	0	2	0	1	0	X		5
	10	CAN - Canada		0	2	0	2	0	0	2	0	1	X		7

Play-offs Bracket



Legend:
 >B To B-Division LSF(*) Last Stone First End X Unplayed/unfinished end due to concession

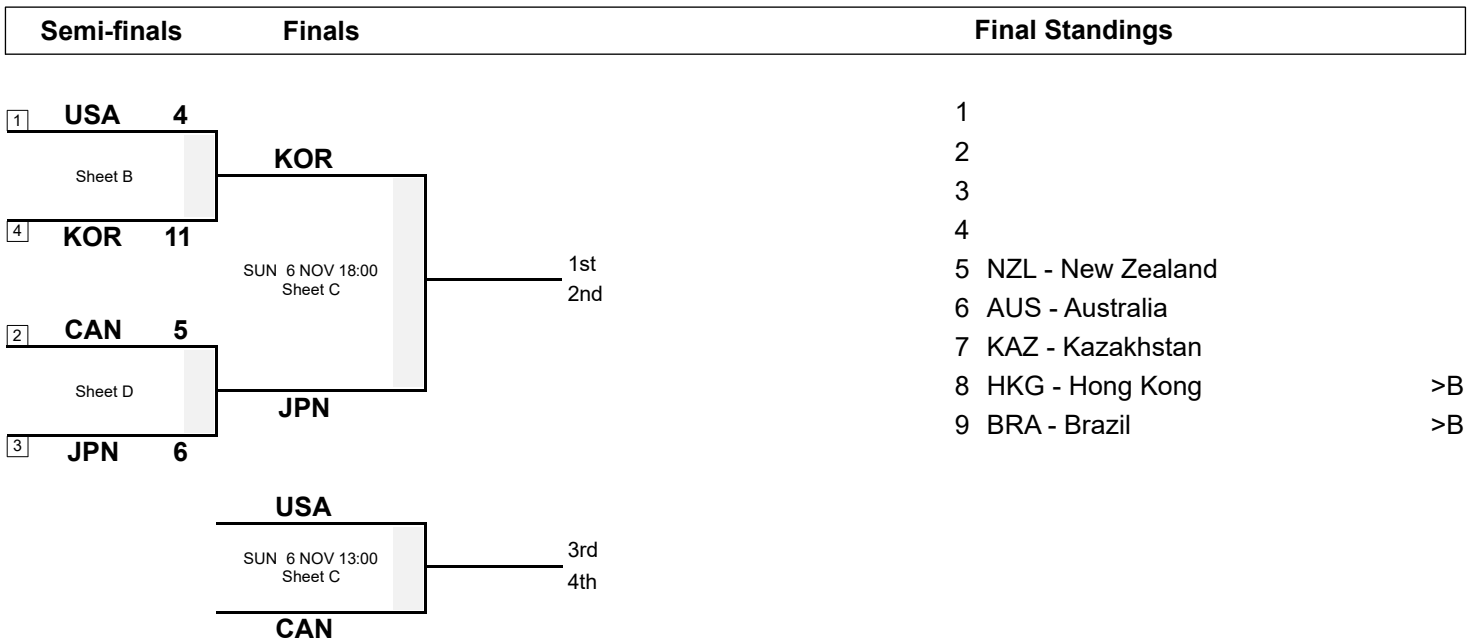




Session Results and Standings

Sheet	Game	Team	LSFE	1	2	3	4	5	6	7	8	9	10	Extra Ends	Total
B	9	USA - United States	*	0	0	0	2	0	2	0	0	X	X		4
	9	KOR - Korea		1	0	3	0	1	0	2	4	X	X		11
D	9	JPN - Japan		0	0	0	1	0	1	0	0	3	1		6
	9	CAN - Canada	*	0	1	1	0	1	0	1	1	0	0		5

Play-offs Bracket



Legend:
 >B To B-Division LSFE(*) Last Stone First End X Unplayed/unfinished end due to concession





Shot Success Percentage by Position

Fourth	Game >	1	2	3	4	5	6	7	8	Avg.
1 HA Seungyouon	KOR	98	85	92	79	74	91	83	76	83.9
2 PETERSON Tabitha	USA	78	82	89	94	83	71	69	98	81.7
3 EINARSON Kerri	CAN	94	96	85	76	80	76	85	68	81.5
4 FUJISAWA Satsuki	JPN	68	75	100	75	85	90	77	67	77.6
5 SMITH Jessica	NZL	53	80	69	65	49	75	65	58	64.0
6 WESTHAGEN Jennifer	AUS	65	34	54	79	67	33	70	50	58.6
7 KOLYKHALOVA Y	KAZ	61	72	44	60	17	48	(3) 74	(3) 65	57.7
8 HUNG Ling-Yue	HKG	45	55	54	46	53	70	53	49	53.1
9 OLIVEIRA Isis	BRA	50	45	39	64	52	64	43	47	50.6

Third	Game >	1	2	3	4	5	6	7	8	Avg.
1 THIESSE Cory	USA	81	88	94	88	81	84	71	100	84.8
2 SWEETING Val	CAN	83	83	81	79	78	68	89	84	80.3
3 KIM Hyerin	KOR	84	77	85	85	83	83	75	66	79.5
4 YOSHIDA Chinami	JPN	59	73	94	83	86	96	92	72	79.4
5 THOMPSON Holly	NZL	77	92	67	63	81	71	56	85	73.5
6 WESTMAN Sara	AUS	48	68	70	68	63	42	81	54	62.1
7 BARRELLA Luciana	BRA	68	50	61	81	38	45	67	68	60.8
8 SHANG Ada	HKG	61	63	54	66	73	58	63	49	60.8
EBAUYER Angelina	KAZ	39	52	56	55	(2) 54	(1) 67	(4) 68	(4) 60	56.4

Second	Game >	1	2	3	4	5	6	7	8	Avg.
1 BIRCHARD Shannon	CAN	77	88	96	74	77	75	93	86	82.4
2 YANG Taei	KOR	86	85	65	83	83	73	90	70	79.7
3 SUZUKI Yumi	JPN	76	82	85	80	75	71	92	72	78.6
4 HAMILTON Becca	USA	73	77	84	84	79	79	76	81	78.5
5 ALLIYAROVA Tilsimay	KAZ	66	58	50	78	(3) 60	(3) 63	68	92	68.3
6 THURLOW Natalie	NZL	50	64	71	65	71	68	71		65.8
7 TSOURLINES Kristen	AUS	54	61	71	59	51	54	81	55	60.2
8 MELO Marcelia	BRA	59	50	47	58	70	56	57	53	56.2
WONG Yuen Ting	HKG	(1) 54	(1) 63	(1) 83	(1) 70	(1) 44	(1) 56	(1) 76	(1) 66	63.3

Lead	Game >	1	2	3	4	5	6	7	8	Avg.
1 HARRIS Briane	CAN	84	90	100	76	81	86	93	90	87.1
2 PETERSON Tara	USA	82	84	100	100		69	92	92	87.1
3 YOSHIDA Yurika	JPN	95	80	96	80	80	71	98	83	85.8
4 KIM Sujin	KOR	75	75	92	96	90	73	82	78	82.8
5 MILLIKIN Carlee	AUS	79	82	83	85	69		85	63	77.6
6 BECKER Bridget	NZL	72	75	71	74	84	74	88	(2) 65	75.9
7 LIPPI Sarah	BRA	80	52	81	80	59	73	42	76	68.7
8 EBAUYER Regina	KAZ	48		77	60	65		63	54	60.2
HU PianPian	HKG	(2) 39	(2) 55	(2) 56	(2) 61	(2) 45	(2) 53	(2) 66	(2) 60	54.7



Shot Success Percentage by Position

Alternate	Game >	1	2	3	4	5	6	7	8	Avg.
KINNEY Ruby	NZL								(1) 77	77.1
PERSINGER Vicky	USA				(2) 83	(1) 63				69.4
TASTEMIR Meroy	KAZ		(1) 59						(2) 63	60.7
HEWETT Nicole	AUS								(1) 52	52.1

Team	Game >	1	2	3	4	5	6	7	8	Avg.
1 CAN - Canada		84	89	91	76	79	76	90	82	82.8
2 USA - United States		78	83	92	91	77	76	77	93	82.5
3 KOR - Korea		85	81	83	86	82	80	83	72	81.4
4 JPN - Japan		75	78	94	79	81	82	90	74	80.4
5 NZL - New Zealand		63	78	69	67	71	72	70	71	70.1
6 AUS - Australia		61	61	70	72	63	45	79	55	64.1
7 KAZ - Kazakhstan		54	60	57	63	49	60	68	68	60.7
8 BRA - Brazil		64	49	57	71	54	60	52	61	59.1
9 HKG - Hong Kong		50	59	62	61	53	59	65	56	58.0

Note:
"(n)" denotes a position different from original line-up position: (4) - Fourth, (3) - Third, (2) - Second, (1) - Lead
To be eligible to be ranked, a player must have played in the original position for more than half of the number of games that the team played.

Legend:
Avg. Average



Scoring Analysis

Team	Games	LSFE	Stolen Ends	Last Stone Eff.	Force Eff.	Points Scored							Total	Plus / Minus
						0	1	2	3	4	>4			
CAN	For	7	17	56%	61%	4	17	12	8	1	1	74	+46	
	Against	1	3			2	14	7	0	0	0	28		
JPN	For	8	17	41%	80%	5	15	7	8	4	1	74	+46	
	Against	0	4			2	15	1	1	2	0	28		
KOR	For	5	17	65%	71%	9	12	11	6	5	1	77	+46	
	Against	3	2			2	14	1	2	1	1	31		
USA	For	5	17	58%	65%	1	15	12	6	2	1	70	+40	
	Against	3	5			5	14	8	0	0	0	30		
NZL	For	1	8	33%	29%	1	12	11	3	2	0	51	-10	
	Against	7	10			5	13	11	4	1	2	61		
AUS	For	4	8	26%	45%	0	14	11	2	0	0	42	-31	
	Against	4	20			0	17	14	8	1	0	73		
KAZ	For	1	7	14%	50%	1	12	5	3	1	0	35	-39	
	Against	7	21			3	13	15	5	4	0	74		
HKG	For	4	8	8%	41%	1	19	3	2	0	0	31	-43	
	Against	4	20			3	17	7	10	2	1	74		
BRA	For	1	3	15%	18%	3	13	5	2	0	0	29	-55	
	Against	7	17			3	12	13	10	4	0	84		
Total	36		102			25	129	77	40	15	4	483		

Note:

Stolen ends are the ends won without the last stone advantage.
 Last Stone Efficiency: Scoring two or more points with last stone advantage.
 Force Efficiency: Forcing the opponent team to score only one point when they have the last stone advantage.

Legend:

>4 More than four points scored **Eff.** Efficiency **LSFE** Last Stone First End





Summary of Big Ends

Points Scored	By	Against	Session	End	Game Result
5	CAN - Canada	NZL - New Zealand	1	8	11: 3
5	JPN - Japan	KOR - Korea	4	3	7: 4
5	KOR - Korea	NZL - New Zealand	5	5	10: 6
5	USA - United States	HKG - Hong Kong	5	4	13: 1
4	KOR - Korea	HKG - Hong Kong	7	4	12: 3
4	KOR - Korea	AUS - Australia	3	1	13: 1
4	KOR - Korea	BRA - Brazil	2	1	13: 1
4	KOR - Korea	KAZ - Kazakhstan	1	8	12: 1
4	KOR - Korea	KAZ - Kazakhstan	1	7	12: 1
4	JPN - Japan	KAZ - Kazakhstan	7	4	9: 2
4	JPN - Japan	BRA - Brazil	5	6	11: 2
4	JPN - Japan	NZL - New Zealand	3	5	11: 1
4	JPN - Japan	HKG - Hong Kong	2	1	15: 1
4	NZL - New Zealand	BRA - Brazil	8	9	10: 4
4	NZL - New Zealand	KAZ - Kazakhstan	2	5	11: 3
4	USA - United States	KOR - Korea	8	7	5: 9
4	USA - United States	JPN - Japan	1	7	8: 7
4	CAN - Canada	JPN - Japan	8	8	9: 3
4	KAZ - Kazakhstan	BRA - Brazil	9	9	13: 7

Note:
Big ends are defined as ends with a score of four or more points.



Time-out Statistics

Team	Games	Number of Time-outs	Average Shot Success on Next Stone
KOR - Korea	8	8	78%
NZL - New Zealand	8	3	66%
JPN - Japan	8	3	58%
AUS - Australia	8	4	50%
KAZ - Kazakhstan	8	2	50%
USA - United States	8	3	50%
HKG - Hong Kong	8	5	30%
BRA - Brazil	8	5	20%
CAN - Canada	8	1	0%
Total	36	34	50%



Session Results and Standings

Sheet	Game	Team	LSFE	1	2	3	4	5	6	7	8	9	10	Extra Ends	Total
A	8	NZL - New Zealand		0	0	0	1	0	1	X	X	X	X		2
	8	USA - United States	*	3	3	1	0	2	0	X	X	X	X		9
B	8	KOR - Korea		1	0	0	2	0	0	0	1	0	0		4
	8	CAN - Canada	*	0	3	1	0	1	1	0	0	0	1		7
C	8	BRA - Brazil		0	0	2	0	1	0	1	3	0	X		7
	8	KAZ - Kazakhstan	*	2	2	0	3	0	2	0	0	4	X		13
D	8	HKG - Hong Kong	*	0	1	0	3	1	0	0	0	1	0		6
	8	AUS - Australia		1	0	1	0	0	1	2	1	0	3		9

Standings after Round Robin

Rank	Team	Games	Wins	Losses		
1	USA - United States	8	7	1	Q	w1
2	CAN - Canada	8	7	1	Q	w0
3	JPN - Japan	8	6	2	Q	w1
4	KOR - Korea	8	6	2	Q	w0
5	NZL - New Zealand	8	4	4		
6	AUS - Australia	8	3	5		
7	KAZ - Kazakhstan	8	2	6		
8	HKG - Hong Kong	8	1	7		>B
9	BRA - Brazil	8	0	8		>B

Legend:			
>B To B-Division	LSFE(*) Last Stone First End	Q Qualified for the semi-finals	
wn Number of wins (n) against tied teams	X Unplayed/unfinished end due to concession		



Session Results and Standings

Sheet	Game	Team	LSFE	1	2	3	4	5	6	7	8	9	10	Extra Ends	Total
A	8	JPN - Japan	*	1	0	0	0	1	0	1	0	0	X		3
	7	CAN - Canada		0	0	1	2	0	1	0	4	1	X		9
B	7	KAZ - Kazakhstan		0	0	0	0	1	0	2	1	3	X		7
	7	HKG - Hong Kong	*	1	1	0	2	0	1	0	0	0	X		5
C	7	KOR - Korea	*	0	0	2	2	0	2	0	2	1	X		9
	7	USA - United States		0	0	0	0	1	0	4	0	0	X		5
D	7	NZL - New Zealand		0	0	2	2	0	0	1	1	4	X		10
	7	BRA - Brazil	*	3	0	0	0	0	1	0	0	0	X		4

Current Standings

Rank	Team	Games	Wins	Losses	
1	CAN - Canada	7	6	1	Q
1	KOR - Korea	7	6	1	Q
1	USA - United States	7	6	1	Q
4	JPN - Japan	8	6	2	Q
5	NZL - New Zealand	7	4	3	
6	AUS - Australia	7	2	5	
7	HKG - Hong Kong	7	1	6	
7	KAZ - Kazakhstan	7	1	6	
9	BRA - Brazil	7	0	7	

Note:
Under WCF rules, tie-breaking rules for standings are not applied until after the last game of the round robin.

Legend:
LSFE(*) Last Stone First End **Q** Qualified for the semi-finals **X** Unplayed/unfinished end due to concession



Session Results and Standings

Sheet	Game	Team	LSFE	1	2	3	4	5	6	7	8	9	10	Extra Ends	Total
A	6	HKG - Hong Kong		0	1	0	0	1	0	1	0	X	X		3
	6	KOR - Korea	*	1	0	3	4	0	3	0	1	X	X		12
B	6	NZL - New Zealand		0	3	0	2	0	2	0	1	2	X		10
	7	AUS - Australia	*	1	0	2	0	2	0	2	0	0	X		7
C	6	KAZ - Kazakhstan		0	0	1	0	0	1	X	X	X	X		2
	7	JPN - Japan	*	1	2	0	4	2	0	X	X	X	X		9
D	6	USA - United States		0	2	0	2	0	2	0	0	1	1		8
	6	CAN - Canada	*	2	0	1	0	2	0	0	1	0	0		6

Current Standings

Rank	Team	Games	Wins	Losses	
1	USA - United States	6	6	0	Q
2	JPN - Japan	7	6	1	Q
3	CAN - Canada	6	5	1	Q
3	KOR - Korea	6	5	1	Q
5	NZL - New Zealand	6	3	3	
6	AUS - Australia	7	2	5	
7	HKG - Hong Kong	6	1	5	
8	BRA - Brazil	6	0	6	
8	KAZ - Kazakhstan	6	0	6	

Note:
Under WCF rules, tie-breaking rules for standings are not applied until after the last game of the round robin.

Legend:
LSFE(*) Last Stone First End **Q** Qualified for the semi-finals **X** Unplayed/unfinished end due to concession



Session Results and Standings

Sheet	Game	Team	LSFE	1	2	3	4	5	6	7	8	9	10	Extra Ends	Total
A	5	USA - United States	*	1	1	2	2	1	2	X	X	X	X		9
	5	KAZ - Kazakhstan		0	0	0	0	0	0	X	X	X	X		0
B	5	CAN - Canada	*	3	0	1	0	1	3	0	2	X	X		10
	6	BRA - Brazil		0	1	0	0	0	0	1	0	X	X		2
C	5	NZL - New Zealand		0	1	0	1	0	0	0	2	1	3		8
	5	HKG - Hong Kong	*	2	0	1	0	1	1	1	0	0	0		6
D	6	AUS - Australia		0	0	0	0	0	1	X	X	X	X		1
	6	JPN - Japan	*	2	3	2	1	3	0	X	X	X	X		11

Current Standings

Rank	Team	Games	Wins	Losses
1	CAN - Canada	5	5	0
1	USA - United States	5	5	0
3	JPN - Japan	6	5	1
4	KOR - Korea	5	4	1
5	NZL - New Zealand	5	2	3
6	AUS - Australia	6	2	4
7	HKG - Hong Kong	5	1	4
8	KAZ - Kazakhstan	5	0	5
9	BRA - Brazil	6	0	6

Note:
Under WCF rules, tie-breaking rules for standings are not applied until after the last game of the round robin.

Legend:
LSFE(*) Last Stone First End X Unplayed/unfinished end due to concession



Session Results and Standings

Sheet	Game	Team	LSFE	1	2	3	4	5	6	7	8	9	10	Extra Ends	Total
A	5	BRA - Brazil		0	0	0	1	0	0	1	X	X	X		2
	5	JPN - Japan	*	0	3	1	0	3	4	0	X	X	X		11
B	4	HKG - Hong Kong		0	0	0	0	0	0	1	X	X	X		1
	4	USA - United States	*	0	3	2	5	1	2	0	X	X	X		13
C	5	AUS - Australia		1	0	2	0	0	2	0	1	0	X		6
	4	CAN - Canada	*	0	1	0	3	2	0	3	0	2	X		11
D	5	KOR - Korea	*	0	0	2	0	5	0	2	1	0	X		10
	4	NZL - New Zealand		0	0	0	1	0	2	0	0	3	X		6

Current Standings

Rank	Team	Games	Wins	Losses
1	CAN - Canada	4	4	0
1	USA - United States	4	4	0
3	JPN - Japan	5	4	1
3	KOR - Korea	5	4	1
5	AUS - Australia	5	2	3
6	HKG - Hong Kong	4	1	3
6	NZL - New Zealand	4	1	3
8	KAZ - Kazakhstan	4	0	4
9	BRA - Brazil	5	0	5

Note:
Under WCF rules, tie-breaking rules for standings are not applied until after the last game of the round robin.

Legend:
LSFE(*) Last Stone First End X Unplayed/unfinished end due to concession



Session Results and Standings

Sheet	Game	Team	LSFE	1	2	3	4	5	6	7	8	9	10	Extra Ends	Total
A	3	CAN - Canada	*	2	1	1	1	3	0	X	X	X	X		8
	3	HKG - Hong Kong		0	0	0	0	0	1	X	X	X	X		1
B	4	AUS - Australia	*	0	0	2	0	1	1	2	3	0	0		9
	4	KAZ - Kazakhstan		1	3	0	1	0	0	0	0	1	2		8
C	4	JPN - Japan	*	0	0	5	0	0	1	0	1	0	X		7
	4	KOR - Korea		0	1	0	1	1	0	1	0	0	X		4
D	4	BRA - Brazil		0	1	0	1	0	2	0	0	X	X		4
	3	USA - United States	*	3	0	3	0	2	0	2	1	X	X		11

Current Standings

Rank	Team	Games	Wins	Losses
1	CAN - Canada	3	3	0
1	USA - United States	3	3	0
3	JPN - Japan	4	3	1
3	KOR - Korea	4	3	1
5	AUS - Australia	4	2	2
6	HKG - Hong Kong	3	1	2
6	NZL - New Zealand	3	1	2
8	BRA - Brazil	4	0	4
8	KAZ - Kazakhstan	4	0	4

Note:
Under WCF rules, tie-breaking rules for standings are not applied until after the last game of the round robin.

Legend:
LSFE(*) Last Stone First End X Unplayed/unfinished end due to concession



Session Results and Standings

Sheet	Game	Team	LSFE	1	2	3	4	5	6	7	8	9	10	Extra Ends	Total
A	3	KOR - Korea		4	2	3	2	0	2	X	X	X	X		13
	3	AUS - Australia	*	0	0	0	0	1	0	X	X	X	X		1
B	3	JPN - Japan	*	2	2	0	0	4	3	X	X	X	X		11
	3	NZL - New Zealand		0	0	1	0	0	0	X	X	X	X		1
C	2	HKG - Hong Kong	*	1	0	0	3	0	1	2	1	X	X		8
	3	BRA - Brazil		0	2	0	0	0	0	0	0	X	X		2
D	2	CAN - Canada	*	2	3	3	2	2	0	X	X	X	X		12
	3	KAZ - Kazakhstan		0	0	0	0	0	1	X	X	X	X		1

Current Standings

Rank	Team	Games	Wins	Losses
1	KOR - Korea	3	3	0
2	CAN - Canada	2	2	0
2	USA - United States	2	2	0
4	JPN - Japan	3	2	1
5	HKG - Hong Kong	2	1	1
6	AUS - Australia	3	1	2
6	NZL - New Zealand	3	1	2
8	BRA - Brazil	3	0	3
8	KAZ - Kazakhstan	3	0	3

Note:
Under WCF rules, tie-breaking rules for standings are not applied until after the last game of the round robin.

Legend:
LSFE(*) Last Stone First End X Unplayed/unfinished end due to concession



Session Results and Standings

Sheet	Game	Team	LSFE	1	2	3	4	5	6	7	8	9	10	Extra Ends	Total
A	2	KAZ - Kazakhstan		1	0	1	0	0	1	0	0	X	X		3
	2	NZL - New Zealand	*	0	2	0	2	4	0	1	2	X	X		11
B	2	BRA - Brazil		0	0	0	0	0	1	X	X	X	X		1
	2	KOR - Korea	*	4	3	3	2	1	0	X	X	X	X		13
C	2	USA - United States	*	2	1	1	0	1	1	1	X	X	X		7
	2	AUS - Australia		0	0	0	1	0	0	0	X	X	X		1
D	2	JPN - Japan	*	4	1	1	3	0	3	3	X	X	X		15
	1	HKG - Hong Kong		0	0	0	0	1	0	0	X	X	X		1

Current Standings

Rank	Team	Games	Wins	Losses
1	KOR - Korea	2	2	0
1	USA - United States	2	2	0
3	CAN - Canada	1	1	0
4	AUS - Australia	2	1	1
4	JPN - Japan	2	1	1
4	NZL - New Zealand	2	1	1
7	HKG - Hong Kong	1	0	1
8	BRA - Brazil	2	0	2
8	KAZ - Kazakhstan	2	0	2

Note:
Under WCF rules, tie-breaking rules for standings are not applied until after the last game of the round robin.

Legend:
LSFE(*) Last Stone First End X Unplayed/unfinished end due to concession



Session Results and Standings

Sheet	Game	Team	LSFE	1	2	3	4	5	6	7	8	9	10	Extra Ends	Total
A	1	AUS - Australia	*	1	1	0	2	0	0	2	0	0	2		8
	1	BRA - Brazil		0	0	2	0	1	2	0	1	1	0		7
B	1	USA - United States		0	0	0	3	0	0	4	0	0	0	1	8
	1	JPN - Japan	*	0	0	1	0	1	1	0	1	2	1	0	7
C	1	CAN - Canada	*	2	1	0	2	1	0	0	5	X	X		11
	1	NZL - New Zealand		0	0	2	0	0	1	0	0	X	X		3
D	1	KAZ - Kazakhstan		0	0	1	0	0	0	0	0	X	X		1
	1	KOR - Korea	*	3	1	0	0	0	0	4	4	X	X		12

Current Standings

Rank	Team	Games	Wins	Losses
1	AUS - Australia	1	1	0
1	CAN - Canada	1	1	0
1	KOR - Korea	1	1	0
1	USA - United States	1	1	0
5	BRA - Brazil	1	0	1
5	JPN - Japan	1	0	1
5	KAZ - Kazakhstan	1	0	1
5	NZL - New Zealand	1	0	1
	HKG - Hong Kong	0		

Note:
Under WCF rules, tie-breaking rules for standings are not applied until after the last game of the round robin.

Legend:
LSFE(*) Last Stone First End X Unplayed/unfinished end due to concession



Competition Officials

As of SUN 30 OCT 2022

Function	Name	Organisation
WCF President:	WELLING Beau	USA - United States
WCF Head of Competitions:	ROETHLISBERGER Eeva	SUI - Switzerland
WCF Head of Development & TD:	ARNOLD Scott	CAN - Canada
Chief Umpire:	WALDROFF Brett	CAN - Canada
Deputy Chief Umpire:	CARSON Darren	NZL - New Zealand
Game Umpires:	BUTLER Donna GAGNON Sandy HONG Junpyo LESSARD Andy MINNS Cheryl	CAN - Canada AUS - Australia KOR - Korea CAN - Canada CAN - Canada
Chief Ice Technician:	EWASKO Greg	CAN - Canada
Deputy Chief Ice Technicians:	HALL Cody MERKLINGER Mike RANKIN Matt	CAN - Canada CAN - Canada CAN - Canada
Chief Timer:	SMITH Paul	CAN - Canada
Deputy Chief Timer:	HAYS Sharon	CAN - Canada

Legend:
TD Technical Delegate



Competition Schedule

As of SUN 30 OCT 2022

Date	Start Time	Session	Sheet A	Sheet B	Sheet C	Sheet D	
MON 31 OCT	9:00	w1	aus - bra	usa - jpn	can - nzl	kaz - kor	
	14:00	M1	CAN - USA	NZL - AUS	KOR - JPN	TPE - BRA	
	19:00	w2	kaz - nzl	bra - kor	usa - aus	jpn - hkg	
TUE 1 NOV	9:00	w3	kor - aus	jpn - nzl	hkg - bra	can - kaz	
	14:00	M2	AUS - JPN	CAN - BRA	USA - TPE	NZL - KOR	
	19:00	w4	can - hkg	aus - kaz	jpn - kor	bra - usa	
WED 2 NOV	8:00	M3	USA - KOR	AUS - TPE	NZL - BRA	CAN - JPN	
	12:00	w5	bra - jpn	hkg - usa	aus - can	kor - nzl	
	16:00	M4	TPE - NZL	KOR - CAN	JPN - USA	BRA - AUS	
	20:00	w6	usa - kaz	can - bra	nzl - hkg	aus - jpn	
THU 3 NOV	9:00	M5	JPN - BRA	USA - NZL	CAN - AUS	KOR - TPE	
	14:00	w7	hkg - kor	nzl - aus	kaz - jpn	usa - can	
	19:00	M6	NZL - CAN	TPE - JPN	BRA - KOR	AUS - USA	
FRI 4 NOV	9:00	w8	jpn - can	kaz - hkg	kor - usa	nzl - bra	
	14:00	M7	KOR - AUS	BRA - USA	TPE - CAN	JPN - NZL	
	19:00	w9	nzl - usa	kor - can	bra - kaz	hkg - aus	
SAT 5 NOV	9:00	Men's Semi-finals					
	13:00	Women's Semi-finals					
	18:00	Men's Bronze Medal Game					
SUN 6 NOV	9:00	Men's Gold Medal Game					
	13:00	Women's Bronze Medal Game					
	18:00	Women's Gold Medal Game					

Note:

Lowercase - women UPPERCASE - MEN

First named team in each game plays red-handled stones and wears dark coloured upper playing garments.

Please check online for more details and the latest updates.

Legend:

Mn Men's session n

wn Women's session n