



**Olympic Qualification Event 2021
Leeuwarden, Netherlands**

5 – 18 December 2021

RESULTS SUMMARY

Men


Competition Summary

| Session | Date | Time | Sheet A | Sheet B | Sheet C | Sheet D |
|------------|------------|-------|--------------|---------------------------|---------------------------|---------------------------|
| Session 1 | SAT 11 DEC | 14:00 | ITA 7-3 KOR | GER 5-6 JPN | NED 4-5 DEN | CZE 5-8 NOR |
| Session 2 | SUN 12 DEC | 9:00 | JPN 3-11 DEN | KOR 6-10 NOR | CZE 7-4 GER | FIN 5-9 ITA |
| Session 3 | SUN 12 DEC | 19:00 | FIN 3-8 CZE | ITA 6-5 DEN ^{EE} | NOR 6-4 JPN | GER 5-6 NED ^{EE} |
| Session 4 | MON 13 DEC | 14:00 | GER 4-7 NOR | NED 7-4 CZE | DEN 9-2 FIN | JPN 6-5 KOR |
| Session 5 | TUE 14 DEC | 9:00 | NED 6-7 ITA | FIN 6-8 GER ^{EE} | KOR 6-14 CZE | NOR 7-4 DEN |
| Session 6 | TUE 14 DEC | 19:00 | CZE 11-6 JPN | DEN 7-8 KOR | ITA 4-5 NOR ^{EE} | NED 5-7 FIN |
| Session 7 | WED 15 DEC | 14:00 | NOR 7-4 FIN | CZE 2-7 ITA | JPN 11-5 NED | KOR 10-1 GER |
| Session 8 | THU 16 DEC | 9:00 | DEN 8-2 GER | NOR 8-5 NED | FIN 5-3 KOR | ITA 9-4 JPN |
| Session 9 | THU 16 DEC | 19:00 | KOR 3-8 NED | JPN 2-8 FIN | GER 4-11 ITA | DEN 5-7 CZE |
| Play-off 1 | FRI 17 DEC | 15:00 | | CZE 5-6 ITA | | |
| Play-off 2 | SAT 18 DEC | 15:00 | | DEN 8-5 CZE | | |

Standings after Round Robin

| Rank | Team | Games | Wins | Losses | |
|------|----------------------|-------|------|--------|-----|
| 1 | NOR - Norway | 8 | 8 | 0 | >OG |
| 2 | ITA - Italy | 8 | 7 | 1 | Q |
| 3 | CZE - Czech Republic | 8 | 5 | 3 | Q |
| 4 | DEN - Denmark | 8 | 4 | 4 | Q |
| 5 | FIN - Finland | 8 | 3 | 5 | w2 |
| 6 | JPN - Japan | 8 | 3 | 5 | w1 |
| 7 | NED - Netherlands | 8 | 3 | 5 | w0 |
| 8 | KOR - Korea | 8 | 2 | 6 | |
| 9 | GER - Germany | 8 | 1 | 7 | |

Play-offs Bracket



Legend:

>OG Qualified for Olympic Games

EE Extra End

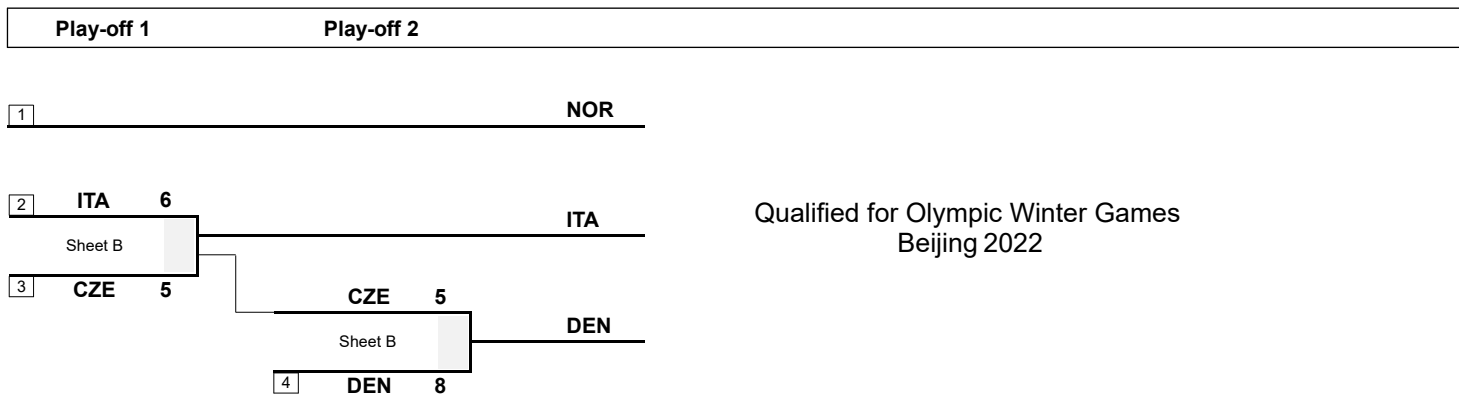
Q Qualified for the play-offs

wn Number of wins (n) against tied teams

Session Results and Standings

| Sheet | Game | Team | LSFE | 1 | 2 | 3 | 4 | 5 | 6 | 7 | 8 | 9 | 10 | Extra Ends | Total |
|----------|------|----------------------|------|---|---|---|---|---|---|---|---|---|----|------------|-------|
| B | 9 | DEN - Denmark | | 0 | 1 | 0 | 0 | 0 | 2 | 0 | 3 | 2 | X | | 8 |
| | 10 | CZE - Czech Republic | * | 1 | 0 | 1 | 1 | 1 | 0 | 1 | 0 | 0 | X | | 5 |

Play-offs Bracket



Qualified for Olympic Winter Games
Beijing 2022

Legend:
LSFE(*) Last Stone First End X Unplayed/unfinished end due to concession

Scoring Analysis

| Team | Games | LSFE | Stolen Ends | Last Stone Eff. | Force Eff. | Points Scored | | | | | | | Total | Plus / Minus |
|--------------|-----------|------|----------------|--------------------|---------------|---------------|------------|-----------|-----------|----------|----------|------------|-------|-----------------|
| | | | | | | 0 | 1 | 2 | 3 | 4 | >4 | | | |
| ITA | For | 6 | 11 | 58% | 65% | 10 | 21 | 17 | 1 | 2 | 0 | 66 | +27 | |
| | Against | 3 | 3 | | | 6 | 20 | 8 | 1 | 0 | 0 | 39 | | |
| NOR | For | 4 | 10 | 57% | 57% | 3 | 17 | 14 | 3 | 1 | 0 | 58 | +22 | |
| | Against | 4 | 3 | | | 11 | 16 | 10 | 0 | 0 | 0 | 36 | | |
| DEN | For | 3 | 13 | 35% | 67% | 6 | 23 | 9 | 7 | 0 | 0 | 62 | +18 | |
| | Against | 6 | 5 | | | 2 | 23 | 6 | 3 | 0 | 0 | 44 | | |
| CZE | For | 3 | 14 | 30% | 57% | 4 | 25 | 10 | 5 | 2 | 0 | 68 | +8 | |
| | Against | 7 | 12 | | | 5 | 25 | 10 | 5 | 0 | 0 | 60 | | |
| NED | For | 3 | 8 | 29% | 48% | 2 | 22 | 9 | 2 | 0 | 0 | 46 | -4 | |
| | Against | 5 | 9 | | | 8 | 19 | 14 | 1 | 0 | 0 | 50 | | |
| FIN | For | 3 | 6 | 29% | 60% | 2 | 17 | 10 | 1 | 0 | 0 | 40 | -11 | |
| | Against | 5 | 9 | | | 9 | 20 | 11 | 3 | 0 | 0 | 51 | | |
| KOR | For | 6 | 5 | 24% | 50% | 5 | 16 | 8 | 4 | 0 | 0 | 44 | -14 | |
| | Against | 2 | 15 | | | 1 | 23 | 8 | 5 | 1 | 0 | 58 | | |
| JPN | For | 5 | 5 | 28% | 41% | 6 | 21 | 9 | 1 | 0 | 0 | 42 | -18 | |
| | Against | 3 | 6 | | | 2 | 15 | 11 | 5 | 2 | 0 | 60 | | |
| GER | For | 5 | 5 | 17% | 50% | 7 | 18 | 6 | 1 | 0 | 0 | 33 | -28 | |
| | Against | 3 | 15 | | | 1 | 19 | 14 | 2 | 2 | 0 | 61 | | |
| Total | 38 | | 77 | | | 45 | 180 | 92 | 25 | 5 | 0 | 459 | | |

Note:

Stolen ends are the ends won without the last stone advantage.

Last Stone Efficiency: Scoring two or more points with last stone advantage.

Force Efficiency: Forcing the opponent team to score only one point when they have the last stone advantage.

Legend:

>4 More than four points scored

Eff. Efficiency

LSFE Last Stone First End

Summary of Big Ends


| Points Scored | By | Against | Session | End | Game Result |
|---------------|----------------------|---------------|---------|-----|-------------|
| 4 | CZE - Czech Republic | JPN - Japan | 6 | 7 | 11 : 6 |
| 4 | CZE - Czech Republic | KOR - Korea | 5 | 4 | 14 : 6 |
| 4 | ITA - Italy | GER - Germany | 9 | 8 | 11 : 4 |
| 4 | ITA - Italy | GER - Germany | 9 | 6 | 11 : 4 |
| 4 | NOR - Norway | JPN - Japan | 3 | 9 | 6 : 4 |

Note:
Big ends are defined as ends with a score of four or more points.

Session Results and Standings

| Sheet | Game | Team | LSFE | 1 | 2 | 3 | 4 | 5 | 6 | 7 | 8 | 9 | 10 | Extra Ends | Total |
|-------|------|----------------------|------|---|---|---|---|---|---|---|---|---|----|------------|-------|
| B | 9 | CZE - Czech Republic | | 0 | 1 | 0 | 2 | 0 | 0 | 1 | 0 | 1 | 0 | | 5 |
| | 9 | ITA - Italy | * | 3 | 0 | 1 | 0 | 1 | 0 | 0 | 1 | 0 | 0 | | 6 |

Play-offs Bracket



Legend:
LSFE(*) Last Stone First End

Competition Matrix

| Team | CZE | DEN | FIN | GER | ITA | JPN | KOR | NED | NOR |
|------------|--------|--------|-------|--------|--------|--------|--------|--------|--------|
| CZE | | 7 - 5 | 8 - 3 | 7 - 4 | 2 - 7 | 11 - 6 | 14 - 6 | 4 - 7 | 5 - 8 |
| DEN | 5 - 7 | | 9 - 2 | 8 - 2 | 5 - 6 | 11 - 3 | 7 - 8 | 5 - 4 | 4 - 7 |
| FIN | 3 - 8 | 2 - 9 | | 6 - 8 | 5 - 9 | 8 - 2 | 5 - 3 | 7 - 5 | 4 - 7 |
| GER | 4 - 7 | 2 - 8 | 8 - 6 | | 4 - 11 | 5 - 6 | 1 - 10 | 5 - 6 | 4 - 7 |
| ITA | 7 - 2 | 6 - 5 | 9 - 5 | 11 - 4 | | 9 - 4 | 7 - 3 | 7 - 6 | 4 - 5 |
| JPN | 6 - 11 | 3 - 11 | 2 - 8 | 6 - 5 | 4 - 9 | | 6 - 5 | 11 - 5 | 4 - 6 |
| KOR | 6 - 14 | 8 - 7 | 3 - 5 | 10 - 1 | 3 - 7 | 5 - 6 | | 3 - 8 | 6 - 10 |
| NED | 7 - 4 | 4 - 5 | 5 - 7 | 6 - 5 | 6 - 7 | 5 - 11 | 8 - 3 | | 5 - 8 |
| NOR | 8 - 5 | 7 - 4 | 7 - 4 | 7 - 4 | 5 - 4 | 6 - 4 | 10 - 6 | 8 - 5 | |

Standings after Round Robin

| Rank | Team | Games | Wins | Losses | |
|------|----------------------|-------|------|--------|-----|
| 1 | NOR - Norway | 8 | 8 | 0 | >OG |
| 2 | ITA - Italy | 8 | 7 | 1 | Q |
| 3 | CZE - Czech Republic | 8 | 5 | 3 | Q |
| 4 | DEN - Denmark | 8 | 4 | 4 | Q |
| 5 | FIN - Finland | 8 | 3 | 5 | w2 |
| 6 | JPN - Japan | 8 | 3 | 5 | w1 |
| 7 | NED - Netherlands | 8 | 3 | 5 | w0 |
| 8 | KOR - Korea | 8 | 2 | 6 | |
| 9 | GER - Germany | 8 | 1 | 7 | |

Legend:
 >OG Qualified for Olympic Games Q Qualified for the play-offs wn Number of wins (n) against tied teams

Draw Shot Challenge

| Rank | Team | Stone Rotation | Last Stone Draw in each Round Robin Game | | | | | | | | DSC |
|------|----------------------|-------------------|--|------------------|------------------|------------------|-----------------|------------------|------------------|------------------|----------------|
| | | | 1 | 2 | 3 | 4 | 5 | 6 | 7 | 8 | |
| 1 | ITA - Italy | ↻ | 23.6 | 6.5 | 46.0 | 34.2 | 8.6 | 8.4 | 87.3 | 86.5 | 25.08cm |
| | | ↻ | 70.3 | 13.4 | 9.3 | 59.7 | 46.6 | 4.9 | 6.0 | 13.6 | |
| 2 | NED - Netherlands | ↻ | 129.8 | 16.6 | 20.0 | 16.6 | 86.0 | 63.7 | 22.7 | 22.1 | 25.52cm |
| | | ↻ | 35.8 | 21.0 | 10.1 | 48.4 | 27.4 | 8.1 | 19.0 | 25.8 | |
| 3 | GER - Germany | ↻ | 199.6 | 21.2 | 9.0 | 23.4 | 45.3 | 90.8 | 102.4 | 16.0 | 30.33cm |
| | | ↻ | 23.1 | 22.9 | 30.2 | 36.0 | 37.6 | 33.9 | 20.8 | 14.4 | |
| 4 | KOR - Korea | ↻ | 7.0 | 125.6 | 137.1 | 21.6 | 51.6 | 84.2 | 13.4 | 14.8 | 30.56cm |
| | | ↻ | 76.2 | 16.9 | 36.2 | 4.9 | 45.9 | 10.5 | 17.9 | 26.8 | |
| 5 | FIN - Finland | ↻ | 15.2 | 34.7 | 199.6 | 199.6 | 8.1 | 32.9 | 32.0 | 6.0 | 32.35cm |
| | | ↻ | 39.9 | 13.1 | 82.3 | 34.3 | 29.1 | 59.7 | 57.9 | 7.7 | |
| 6 | JPN - Japan | ↻ | 128.6 | 90.6 | 26.6 | 18.5 | 22.3 | 17.3 | 88.1 | 17.6 | 34.83cm |
| | | ↻ | 19.4 | 176.3 | 10.2 | 36.7 | 76.2 | 27.7 | 12.9 | 23.5 | |
| 7 | NOR - Norway | ↻ | 133.0 | 21.4 | 17.6 | 28.3 | 18.3 | 34.6 | 31.2 | 4.9 | 36.81cm |
| | | ↻ | 96.4 | 40.8 | 64.5 | 106.6 | 50.8 | 64.6 | 23.0 | 19.0 | |
| 8 | CZE - Czech Republic | ↻ | 25.5 | 199.6 | 28.1 | 15.6 | 6.7 | 57.2 | 37.5 | 40.5 | 39.51cm |
| | | ↻ | 67.7 | 93.4 | 26.7 | 44.9 | 89.4 | 10.7 | 9.3 | 117.8 | |
| 9 | DEN - Denmark | ↻ | 66.2 | 199.6 | 56.5 | 59.5 | 146.1 | 175.9 | 11.9 | 18.9 | 68.73cm |
| | | ↻ | 24.7 | 103.0 | 3.2 | 83.8 | 44.0 | 199.6 | 128.2 | 40.3 | |

Note:

The Draw Shot Challenge (DSC) is the average distance of all the individual Last Stone Draws (LSD), which were delivered by a team during the round robin. The two least favourable results will be eliminated before calculating the average distance. The team with the lesser DSC receives the higher ranking. If the DSCs are equal then the team with the best non-equal counting LSD receives the higher ranking. In the case where all counting LSDs are equal, the team ranked higher in the official WCF World Rankings is ranked higher.

Legend:

↻ Clockwise

↻ Counter-clockwise

DSC Draw Shot Challenge

Scoring Analysis

| Team | Games | LSFE | Stolen Ends | Last Stone Eff. | Force Eff. | Points Scored | | | | | | | Total | Plus / Minus |
|--------------|-----------|------|-------------|-----------------|------------|---------------|------------|-----------|-----------|----------|----------|------------|-------|--------------|
| | | | | | | 0 | 1 | 2 | 3 | 4 | >4 | | | |
| ITA | For | 5 | 11 | 62% | 64% | 9 | 18 | 17 | 0 | 2 | 0 | 60 | +26 | |
| | Against | 3 | 3 | | | 5 | 17 | 7 | 1 | 0 | 0 | 34 | | |
| NOR | For | 4 | 10 | 57% | 57% | 3 | 17 | 14 | 3 | 1 | 0 | 58 | +22 | |
| | Against | 4 | 3 | | | 11 | 16 | 10 | 0 | 0 | 0 | 36 | | |
| DEN | For | 3 | 12 | 35% | 63% | 6 | 22 | 7 | 6 | 0 | 0 | 54 | +15 | |
| | Against | 5 | 3 | | | 2 | 18 | 6 | 3 | 0 | 0 | 39 | | |
| CZE | For | 2 | 12 | 34% | 57% | 3 | 17 | 9 | 5 | 2 | 0 | 58 | +12 | |
| | Against | 6 | 11 | | | 4 | 21 | 8 | 3 | 0 | 0 | 46 | | |
| NED | For | 3 | 8 | 29% | 48% | 2 | 22 | 9 | 2 | 0 | 0 | 46 | -4 | |
| | Against | 5 | 9 | | | 8 | 19 | 14 | 1 | 0 | 0 | 50 | | |
| FIN | For | 3 | 6 | 29% | 60% | 2 | 17 | 10 | 1 | 0 | 0 | 40 | -11 | |
| | Against | 5 | 9 | | | 9 | 20 | 11 | 3 | 0 | 0 | 51 | | |
| KOR | For | 6 | 5 | 24% | 50% | 5 | 16 | 8 | 4 | 0 | 0 | 44 | -14 | |
| | Against | 2 | 15 | | | 1 | 23 | 8 | 5 | 1 | 0 | 58 | | |
| JPN | For | 5 | 5 | 28% | 41% | 6 | 21 | 9 | 1 | 0 | 0 | 42 | -18 | |
| | Against | 3 | 6 | | | 2 | 15 | 11 | 5 | 2 | 0 | 60 | | |
| GER | For | 5 | 5 | 17% | 50% | 7 | 18 | 6 | 1 | 0 | 0 | 33 | -28 | |
| | Against | 3 | 15 | | | 1 | 19 | 14 | 2 | 2 | 0 | 61 | | |
| Total | 36 | | 74 | | | 43 | 168 | 89 | 23 | 5 | 0 | 435 | | |

Note:

Stolen ends are the ends won without the last stone advantage.

Last Stone Efficiency: Scoring two or more points with last stone advantage.

Force Efficiency: Forcing the opponent team to score only one point when they have the last stone advantage.

Legend:

>4 More than four points scored

Eff. Efficiency

LSFE Last Stone First End

Summary of Big Ends

| Points Scored | By | Against | Session | End | Game Result |
|---------------|----------------------|---------------|---------|-----|-------------|
| 4 | CZE - Czech Republic | JPN - Japan | 6 | 7 | 11 : 6 |
| 4 | CZE - Czech Republic | KOR - Korea | 5 | 4 | 14 : 6 |
| 4 | ITA - Italy | GER - Germany | 9 | 8 | 11 : 4 |
| 4 | ITA - Italy | GER - Germany | 9 | 6 | 11 : 4 |
| 4 | NOR - Norway | JPN - Japan | 3 | 9 | 6 : 4 |

Note:
Big ends are defined as ends with a score of four or more points.



Session Results and Standings

| Sheet | Game | Team | LSFE | 1 | 2 | 3 | 4 | 5 | 6 | 7 | 8 | 9 | 10 | Extra Ends | Total |
|-------|------|----------------------|------|---|---|---|---|---|---|---|---|---|----|------------|-------|
| A | 8 | KOR - Korea | * | 1 | 0 | 0 | 0 | 1 | 0 | 1 | 0 | X | X | | 3 |
| | 8 | NED - Netherlands | | 0 | 1 | 1 | 2 | 0 | 1 | 0 | 3 | X | X | | 8 |
| B | 8 | JPN - Japan | | 0 | 1 | 0 | 0 | 1 | 0 | 0 | 0 | X | X | | 2 |
| | 8 | FIN - Finland | * | 1 | 0 | 0 | 2 | 0 | 1 | 3 | 1 | X | X | | 8 |
| C | 8 | GER - Germany | * | 1 | 0 | 0 | 0 | 1 | 0 | 2 | 0 | X | X | | 4 |
| | 8 | ITA - Italy | | 0 | 1 | 1 | 1 | 0 | 4 | 0 | 4 | X | X | | 11 |
| D | 8 | DEN - Denmark | * | 0 | 0 | 1 | 0 | 3 | 0 | 0 | 0 | 1 | 0 | | 5 |
| | 8 | CZE - Czech Republic | | 0 | 0 | 0 | 3 | 0 | 1 | 1 | 1 | 0 | 1 | | 7 |

Standings after Round Robin

| Rank | Team | Games | Wins | Losses | |
|------|----------------------|-------|------|--------|-----|
| 1 | NOR - Norway | 8 | 8 | 0 | >OG |
| 2 | ITA - Italy | 8 | 7 | 1 | Q |
| 3 | CZE - Czech Republic | 8 | 5 | 3 | Q |
| 4 | DEN - Denmark | 8 | 4 | 4 | Q |
| 5 | FIN - Finland | 8 | 3 | 5 | w2 |
| 6 | JPN - Japan | 8 | 3 | 5 | w1 |
| 7 | NED - Netherlands | 8 | 3 | 5 | w0 |
| 8 | KOR - Korea | 8 | 2 | 6 | |
| 9 | GER - Germany | 8 | 1 | 7 | |

| | | | |
|---|--|-------------------------------------|--------------------------------------|
| Legend: | >OG Qualified for Olympic Games | LSFE(*) Last Stone First End | Q Qualified for the play-offs |
| wn Number of wins (n) against tied teams | X Unplayed/unfinished end due to concession | | |



Session Results and Standings

| Sheet | Game | Team | LSFE | 1 | 2 | 3 | 4 | 5 | 6 | 7 | 8 | 9 | 10 | Extra Ends | Total |
|-------|------|-------------------|------|---|---|---|---|---|---|---|---|---|----|------------|-------|
| A | 7 | DEN - Denmark | | 0 | 3 | 2 | 0 | 2 | 1 | X | X | X | X | | 8 |
| | 7 | GER - Germany | * | 1 | 0 | 0 | 1 | 0 | 0 | X | X | X | X | | 2 |
| B | 8 | NOR - Norway | * | 0 | 2 | 1 | 0 | 2 | 0 | 2 | 1 | 0 | X | | 8 |
| | 7 | NED - Netherlands | | 0 | 0 | 0 | 2 | 0 | 1 | 0 | 0 | 2 | X | | 5 |
| C | 7 | FIN - Finland | | 0 | 0 | 1 | 0 | 0 | 2 | 0 | 0 | 1 | 1 | | 5 |
| | 7 | KOR - Korea | * | 0 | 0 | 0 | 1 | 1 | 0 | 0 | 1 | 0 | 0 | | 3 |
| D | 7 | ITA - Italy | * | 0 | 2 | 0 | 2 | 1 | 0 | 2 | 0 | 2 | X | | 9 |
| | 7 | JPN - Japan | | 1 | 0 | 1 | 0 | 0 | 1 | 0 | 1 | 0 | X | | 4 |

Current Standings

| Rank | Team | Games | Wins | Losses | |
|------|----------------------|-------|------|--------|-----|
| 1 | NOR - Norway | 8 | 8 | 0 | >OG |
| 2 | ITA - Italy | 7 | 6 | 1 | Q |
| 3 | CZE - Czech Republic | 7 | 4 | 3 | Q |
| 3 | DEN - Denmark | 7 | 4 | 3 | Q |
| 5 | JPN - Japan | 7 | 3 | 4 | |
| 6 | FIN - Finland | 7 | 2 | 5 | |
| 6 | KOR - Korea | 7 | 2 | 5 | |
| 6 | NED - Netherlands | 7 | 2 | 5 | |
| 9 | GER - Germany | 7 | 1 | 6 | |

Note:
Under WCF rules, tie-breaking rules for standings are not applied until after the last game of the round robin.

Legend:
 >OG Qualified for Olympic Games LSF(*E) Last Stone First End Q Qualified for the play-offs
 X Unplayed/unfinished end due to concession



Session Results and Standings

| Sheet | Game | Team | LSFE | 1 | 2 | 3 | 4 | 5 | 6 | 7 | 8 | 9 | 10 | Extra Ends | Total |
|-------|------|----------------------|------|---|---|---|---|---|---|---|---|---|----|------------|-------|
| A | 7 | NOR - Norway | * | 2 | 0 | 1 | 0 | 2 | 0 | 0 | 0 | 1 | 1 | | 7 |
| | 6 | FIN - Finland | | 0 | 1 | 0 | 1 | 0 | 0 | 2 | 0 | 0 | 0 | | 4 |
| B | 7 | CZE - Czech Republic | | 0 | 0 | 0 | 0 | 2 | 0 | 0 | 0 | X | X | | 2 |
| | 6 | ITA - Italy | * | 0 | 2 | 0 | 1 | 0 | 2 | 1 | 1 | X | X | | 7 |
| C | 6 | JPN - Japan | * | 3 | 0 | 2 | 0 | 0 | 2 | 0 | 2 | 2 | X | | 11 |
| | 6 | NED - Netherlands | | 0 | 2 | 0 | 2 | 0 | 0 | 1 | 0 | 0 | X | | 5 |
| D | 6 | KOR - Korea | * | 2 | 2 | 0 | 3 | 1 | 2 | X | X | X | X | | 10 |
| | 6 | GER - Germany | | 0 | 0 | 1 | 0 | 0 | 0 | X | X | X | X | | 1 |

Current Standings

| Rank | Team | Games | Wins | Losses | |
|------|----------------------|-------|------|--------|-----|
| 1 | NOR - Norway | 7 | 7 | 0 | >OG |
| 2 | ITA - Italy | 6 | 5 | 1 | Q |
| 3 | CZE - Czech Republic | 7 | 4 | 3 | |
| 4 | DEN - Denmark | 6 | 3 | 3 | |
| 4 | JPN - Japan | 6 | 3 | 3 | |
| 6 | KOR - Korea | 6 | 2 | 4 | |
| 6 | NED - Netherlands | 6 | 2 | 4 | |
| 8 | FIN - Finland | 6 | 1 | 5 | |
| 8 | GER - Germany | 6 | 1 | 5 | |

Note:
Under WCF rules, tie-breaking rules for standings are not applied until after the last game of the round robin.

Legend:
 >OG Qualified for Olympic Games LSFE(*) Last Stone First End Q Qualified for the play-offs
 X Unplayed/unfinished end due to concession

Session Results and Standings

| Sheet | Game | Team | LSFE | 1 | 2 | 3 | 4 | 5 | 6 | 7 | 8 | 9 | 10 | Extra Ends | Total |
|-------|------|----------------------|------|---|---|---|---|---|---|---|---|---|----|------------|-------|
| A | 6 | CZE - Czech Republic | * | 2 | 0 | 1 | 0 | 1 | 0 | 4 | 0 | 3 | X | | 11 |
| | 5 | JPN - Japan | | 0 | 1 | 0 | 2 | 0 | 1 | 0 | 2 | 0 | X | | 6 |
| B | 6 | DEN - Denmark | | 1 | 1 | 1 | 0 | 1 | 0 | 1 | 0 | 2 | 0 | | 7 |
| | 5 | KOR - Korea | * | 0 | 0 | 0 | 3 | 0 | 3 | 0 | 1 | 0 | 1 | | 8 |
| C | 5 | ITA - Italy | * | 0 | 0 | 0 | 2 | 0 | 0 | 0 | 1 | 0 | 1 | 0 | 4 |
| | 6 | NOR - Norway | | 0 | 0 | 0 | 0 | 1 | 1 | 0 | 0 | 2 | 0 | 1 | 5 |
| D | 5 | NED - Netherlands | | 0 | 1 | 1 | 0 | 1 | 0 | 0 | 1 | 0 | 1 | | 5 |
| | 5 | FIN - Finland | * | 2 | 0 | 0 | 2 | 0 | 1 | 0 | 0 | 2 | 0 | | 7 |

Current Standings

| Rank | Team | Games | Wins | Losses | |
|------|----------------------|-------|------|--------|---|
| 1 | NOR - Norway | 6 | 6 | 0 | Q |
| 2 | ITA - Italy | 5 | 4 | 1 | |
| 3 | CZE - Czech Republic | 6 | 4 | 2 | |
| 4 | DEN - Denmark | 6 | 3 | 3 | |
| 5 | JPN - Japan | 5 | 2 | 3 | |
| 5 | NED - Netherlands | 5 | 2 | 3 | |
| 7 | FIN - Finland | 5 | 1 | 4 | |
| 7 | GER - Germany | 5 | 1 | 4 | |
| 7 | KOR - Korea | 5 | 1 | 4 | |

Note:
Under WCF rules, tie-breaking rules for standings are not applied until after the last game of the round robin.

Legend:
LSFE(*) Last Stone First End **Q** Qualified for the play-offs **X** Unplayed/unfinished end due to concession



Session Results and Standings

| Sheet | Game | Team | LSFE | 1 | 2 | 3 | 4 | 5 | 6 | 7 | 8 | 9 | 10 | Extra Ends | Total |
|----------|------|----------------------|------|---|---|---|---|---|---|---|---|---|----|------------|-------|
| A | 4 | NED - Netherlands | * | 1 | 0 | 2 | 0 | 0 | 1 | 0 | 0 | 2 | 0 | | 6 |
| | 4 | ITA - Italy | | 0 | 2 | 0 | 2 | 1 | 0 | 0 | 1 | 0 | 1 | | 7 |
| B | 4 | FIN - Finland | | 0 | 0 | 2 | 0 | 0 | 1 | 2 | 0 | 0 | 1 | 0 | 6 |
| | 5 | GER - Germany | * | 1 | 1 | 0 | 0 | 3 | 0 | 0 | 0 | 1 | 0 | 2 | 8 |
| C | 4 | KOR - Korea | * | 0 | 1 | 0 | 0 | 1 | 2 | 0 | 2 | 0 | X | | 6 |
| | 5 | CZE - Czech Republic | | 3 | 0 | 2 | 4 | 0 | 0 | 2 | 0 | 3 | X | | 14 |
| D | 5 | NOR - Norway | * | 2 | 0 | 2 | 0 | 0 | 1 | 0 | 1 | 1 | X | | 7 |
| | 5 | DEN - Denmark | | 0 | 1 | 0 | 1 | 1 | 0 | 1 | 0 | 0 | X | | 4 |

Current Standings

| Rank | Team | Games | Wins | Losses |
|------|----------------------|-------|------|--------|
| 1 | NOR - Norway | 5 | 5 | 0 |
| 2 | ITA - Italy | 4 | 4 | 0 |
| 3 | CZE - Czech Republic | 5 | 3 | 2 |
| 3 | DEN - Denmark | 5 | 3 | 2 |
| 5 | JPN - Japan | 4 | 2 | 2 |
| 5 | NED - Netherlands | 4 | 2 | 2 |
| 7 | GER - Germany | 5 | 1 | 4 |
| 8 | FIN - Finland | 4 | 0 | 4 |
| 8 | KOR - Korea | 4 | 0 | 4 |

Note:
Under WCF rules, tie-breaking rules for standings are not applied until after the last game of the round robin.

Legend:
LSFE(*) Last Stone First End X Unplayed/unfinished end due to concession



Session Results and Standings

| Sheet | Game | Team | LSFE | 1 | 2 | 3 | 4 | 5 | 6 | 7 | 8 | 9 | 10 | Extra Ends | Total |
|----------|------|----------------------|------|---|---|---|---|---|---|---|---|---|----|------------|-------|
| A | 4 | GER - Germany | * | 0 | 0 | 1 | 1 | 0 | 0 | 0 | 2 | 0 | X | | 4 |
| | 4 | NOR - Norway | | 0 | 2 | 0 | 0 | 0 | 2 | 1 | 0 | 2 | X | | 7 |
| B | 3 | NED - Netherlands | * | 0 | 3 | 0 | 0 | 0 | 0 | 1 | 1 | 1 | 1 | | 7 |
| | 4 | CZE - Czech Republic | | 0 | 0 | 1 | 1 | 1 | 1 | 0 | 0 | 0 | 0 | | 4 |
| C | 4 | DEN - Denmark | * | 1 | 1 | 2 | 0 | 2 | 3 | X | X | X | X | | 9 |
| | 3 | FIN - Finland | | 0 | 0 | 0 | 2 | 0 | 0 | X | X | X | X | | 2 |
| D | 4 | JPN - Japan | * | 0 | 1 | 1 | 0 | 1 | 1 | 0 | 1 | 1 | 0 | | 6 |
| | 3 | KOR - Korea | | 0 | 0 | 0 | 1 | 0 | 0 | 3 | 0 | 0 | 1 | | 5 |

Current Standings

| Rank | Team | Games | Wins | Losses |
|------|----------------------|-------|------|--------|
| 1 | NOR - Norway | 4 | 4 | 0 |
| 2 | ITA - Italy | 3 | 3 | 0 |
| 3 | DEN - Denmark | 4 | 3 | 1 |
| 4 | NED - Netherlands | 3 | 2 | 1 |
| 5 | CZE - Czech Republic | 4 | 2 | 2 |
| 5 | JPN - Japan | 4 | 2 | 2 |
| 7 | FIN - Finland | 3 | 0 | 3 |
| 7 | KOR - Korea | 3 | 0 | 3 |
| 9 | GER - Germany | 4 | 0 | 4 |

Note:
Under WCF rules, tie-breaking rules for standings are not applied until after the last game of the round robin.

Legend:
LSFE(*) Last Stone First End X Unplayed/unfinished end due to concession

Session Results and Standings

| Sheet | Game | Team | LSFE | 1 | 2 | 3 | 4 | 5 | 6 | 7 | 8 | 9 | 10 | Extra Ends | Total |
|-------|------|----------------------|------|---|---|---|---|---|---|---|---|---|----|------------|-------|
| A | 2 | FIN - Finland | * | 1 | 0 | 0 | 1 | 0 | 0 | 1 | 0 | X | X | | 3 |
| | 3 | CZE - Czech Republic | | 0 | 2 | 2 | 0 | 0 | 1 | 0 | 3 | X | X | | 8 |
| B | 3 | ITA - Italy | * | 0 | 0 | 2 | 0 | 0 | 1 | 0 | 2 | 0 | 0 | 1 | 6 |
| | 3 | DEN - Denmark | | 0 | 0 | 0 | 0 | 3 | 0 | 1 | 0 | 0 | 1 | 0 | 5 |
| C | 3 | NOR - Norway | | 0 | 0 | 1 | 0 | 0 | 1 | 0 | 0 | 4 | X | | 6 |
| | 3 | JPN - Japan | * | 0 | 0 | 0 | 0 | 2 | 0 | 0 | 2 | 0 | X | | 4 |
| D | 3 | GER - Germany | | 0 | 0 | 0 | 0 | 1 | 0 | 0 | 0 | 2 | 2 | 0 | 5 |
| | 2 | NED - Netherlands | * | 1 | 0 | 1 | 0 | 0 | 2 | 1 | 0 | 0 | 0 | 1 | 6 |

Current Standings

| Rank | Team | Games | Wins | Losses |
|------|----------------------|-------|------|--------|
| 1 | ITA - Italy | 3 | 3 | 0 |
| 1 | NOR - Norway | 3 | 3 | 0 |
| 3 | CZE - Czech Republic | 3 | 2 | 1 |
| 3 | DEN - Denmark | 3 | 2 | 1 |
| 5 | NED - Netherlands | 2 | 1 | 1 |
| 6 | JPN - Japan | 3 | 1 | 2 |
| 7 | FIN - Finland | 2 | 0 | 2 |
| 7 | KOR - Korea | 2 | 0 | 2 |
| 9 | GER - Germany | 3 | 0 | 3 |

Note:
Under WCF rules, tie-breaking rules for standings are not applied until after the last game of the round robin.

Legend:
LSFE(*) Last Stone First End X Unplayed/unfinished end due to concession



Session Results and Standings

| Sheet | Game | Team | LSFE | 1 | 2 | 3 | 4 | 5 | 6 | 7 | 8 | 9 | 10 | Extra Ends | Total |
|-------|------|----------------------|------|---|---|---|---|---|---|---|---|---|----|------------|-------|
| A | 2 | JPN - Japan | * | 0 | 1 | 0 | 1 | 0 | 1 | 0 | 0 | X | X | | 3 |
| | 2 | DEN - Denmark | | 1 | 0 | 2 | 0 | 2 | 0 | 3 | 3 | X | X | | 11 |
| B | 2 | KOR - Korea | | 0 | 1 | 0 | 1 | 0 | 2 | 0 | 2 | 0 | X | | 6 |
| | 2 | NOR - Norway | * | 1 | 0 | 2 | 0 | 1 | 0 | 3 | 0 | 3 | X | | 10 |
| C | 2 | CZE - Czech Republic | | 0 | 1 | 1 | 2 | 0 | 0 | 0 | 1 | 2 | X | | 7 |
| | 2 | GER - Germany | * | 1 | 0 | 0 | 0 | 1 | 1 | 1 | 0 | 0 | X | | 4 |
| D | 1 | FIN - Finland | | 0 | 0 | 2 | 0 | 1 | 1 | 0 | 1 | 0 | 0 | | 5 |
| | 2 | ITA - Italy | * | 0 | 2 | 0 | 2 | 0 | 0 | 2 | 0 | 1 | 2 | | 9 |

Current Standings

| Rank | Team | Games | Wins | Losses |
|------|----------------------|-------|------|--------|
| 1 | DEN - Denmark | 2 | 2 | 0 |
| 1 | ITA - Italy | 2 | 2 | 0 |
| 1 | NOR - Norway | 2 | 2 | 0 |
| 4 | CZE - Czech Republic | 2 | 1 | 1 |
| 4 | JPN - Japan | 2 | 1 | 1 |
| 6 | FIN - Finland | 1 | 0 | 1 |
| 6 | NED - Netherlands | 1 | 0 | 1 |
| 8 | GER - Germany | 2 | 0 | 2 |
| 8 | KOR - Korea | 2 | 0 | 2 |

Note:
Under WCF rules, tie-breaking rules for standings are not applied until after the last game of the round robin.

Legend:
LSFE(*) Last Stone First End X Unplayed/unfinished end due to concession

Session Results and Standings

| Sheet | Game | Team | LSFE | 1 | 2 | 3 | 4 | 5 | 6 | 7 | 8 | 9 | 10 | Extra Ends | Total |
|-------|------|----------------------|------|---|---|---|---|---|---|---|---|---|----|------------|-------|
| A | 1 | ITA - Italy | | 0 | 2 | 1 | 1 | 1 | 0 | 0 | 0 | 2 | X | | 7 |
| | 1 | KOR - Korea | * | 1 | 0 | 0 | 0 | 0 | 0 | 0 | 2 | 0 | X | | 3 |
| B | 1 | GER - Germany | | 0 | 1 | 0 | 0 | 1 | 0 | 1 | 0 | 2 | 0 | | 5 |
| | 1 | JPN - Japan | * | 1 | 0 | 1 | 0 | 0 | 2 | 0 | 1 | 0 | 1 | | 6 |
| C | 1 | NED - Netherlands | | 0 | 1 | 0 | 0 | 0 | 1 | 0 | 0 | 2 | 0 | | 4 |
| | 1 | DEN - Denmark | * | 1 | 0 | 0 | 1 | 1 | 0 | 0 | 1 | 0 | 1 | | 5 |
| D | 1 | CZE - Czech Republic | * | 0 | 0 | 0 | 1 | 1 | 0 | 1 | 0 | 2 | X | | 5 |
| | 1 | NOR - Norway | | 1 | 0 | 2 | 0 | 0 | 3 | 0 | 2 | 0 | X | | 8 |

Current Standings

| Rank | Team | Games | Wins | Losses |
|------|----------------------|-------|------|--------|
| 1 | DEN - Denmark | 1 | 1 | 0 |
| 1 | ITA - Italy | 1 | 1 | 0 |
| 1 | JPN - Japan | 1 | 1 | 0 |
| 1 | NOR - Norway | 1 | 1 | 0 |
| 5 | CZE - Czech Republic | 1 | 0 | 1 |
| 5 | GER - Germany | 1 | 0 | 1 |
| 5 | KOR - Korea | 1 | 0 | 1 |
| 5 | NED - Netherlands | 1 | 0 | 1 |
| | FIN - Finland | 0 | | |

Note:
Under WCF rules, tie-breaking rules for standings are not applied until after the last game of the round robin.

Legend:
LSFE(*) Last Stone First End X Unplayed/unfinished end due to concession

Entry List by Country

REVISED
11 DEC 13:29

As of SAT 11 DEC 2021

| CZE - Czech Republic | | |
|-----------------------------|--------------------|---|
| 4 S | KLIMA Lukas | R |
| 3 V | CERNOVSKY Marek | R |
| 2 | BOHAC Radek | R |
| 1 | CANDRA Jiri | R |
| A | MOKRIS Samuel | R |
| C | SAVILL Craig (CAN) | |
| NC | ASKEW Brad (CAN) | |
| O | - | |

| JPN - Japan | | |
|--------------------|-------------------|---|
| 4 S | MATSUMURA Yuta | L |
| 3 | SHIMIZU Tetsuro | R |
| 2 | TANIDA Yasumasa | R |
| 1 V | ABE Shinya | R |
| A | AITA Kosuke | R |
| C | URSEL Bobby (CAN) | |
| T | TOZAWA Motoki | |
| O | WAKIMOTO Takanobu | |

| DEN - Denmark | | |
|----------------------|-------------------|---|
| 4 S | KRAUSE Mikkel | R |
| 3 V | NOERGAARD Mads | R |
| 2 | HOLTERMANN Henrik | R |
| 1 | WIKSTEN Kasper | R |
| A | THUNE Tobias | R |
| C | HERTSDAHL Kenneth | |
| O | - | |
| O | - | |

| KOR - Korea | | |
|--------------------|--------------------|---|
| 4 S | KIM Chang-Min | R |
| 3 V | KIM Soo-Hyuk | R |
| 2 | JEON Jae Ik | R |
| 1 | KIM Hak Kyun | R |
| A | - | |
| C | YOON So Min | |
| NC | HARDER Armin (CAN) | |
| O | LIM Gyeong Sik | |

| FIN - Finland | | |
|----------------------|-----------------|---|
| 4 S | KIISKINEN Kalle | R |
| 3 V | SALO Teemu | L |
| 2 | OUNI Leo | R |
| 1 | KUOSMANEN Paavo | R |
| A | POLLANEN Jermu | R |
| C | MIKKONEN Jouni | |
| O | - | |
| O | - | |

| NED - Netherlands | | |
|--------------------------|---------------------|---|
| 4 S | GOESGENS Wouter | R |
| 3 V | VAN DORP Jaap | R |
| 2 | HOEKMAN Laurens | R |
| 1 | GLASBERGEN Carlo | R |
| A | VAN DEN HURK Tobias | R |
| C | LEIBBRANDT Shari | |
| O | GRANDY Clancy (CAN) | |
| O | DE HEER Hendrika | |

| GER - Germany | | |
|----------------------|------------------|---|
| 4 S | TOTZEK Sixten | R |
| 3 V | MUSKATEWITZ Marc | R |
| 2 | SUTOR Joshua | R |
| 1 | GREINDL Dominik | R |
| A | SUTOR Magnus | R |
| C | KAPP Uli | |
| 2C | SUTOR Uli | |
| O | HOEHNE Holger | |

| NOR - Norway | | |
|---------------------|--------------------|---|
| 4 S | WALSTAD Steffen | R |
| 3 V | NERGAARD Torger | R |
| 2 | HOEIBERG Markus | R |
| 1 | VAAGBERG Magnus | R |
| A | NEDREGOTTEN Magnus | L |
| C | LOEVOLD Thomas | |
| O | OLSEN Roger | |
| O | - | |

| ITA - Italy | | |
|--------------------|----------------------|---|
| 4 S | RETORNAZ Joel | R |
| 3 | MOSANER Amos | R |
| 2 | ARMAN Sebastiano | R |
| 1 V | GONIN Simone | R |
| A | GIOVANELLA Mattia | R |
| C | PESCIA Claudio (SUI) | |
| O | CALDART Violetta | |
| O | DE LORENZI Lisa | |

Note:

Position and function for each team member:

4 = Fourth, **3** = Third, **2** = Second, **1** = Lead, **A** = Alternate, **S** = Skip, **V** = Vice-Skip

C = Coach, **2C** = 2nd Team Coach, **NC** = National Coach, **T** = Translator, **O** = Team Official

Legend:

L Left-handed

R Right-handed

REVISED

JPN: Vice-Skip revised

Competition Officials

As of SAT 4 DEC 2021

| Function | Name | Organisation |
|-------------------------------------|---|--|
| WCF President: | CAITHNESS Kate | SCO - Scotland |
| WCF Head of Competitions: | ROETHLISBERGER Eeva | SUI - Switzerland |
| WCF Technical Delegates: | WILLMS Karri MUTCH Laura | CAN - Canada SCO - Scotland |
| Chief Umpire: | GOWER Michele | CAN - Canada |
| Deputy Chief Umpire: | REIMERTZ Joaquim | SWE - Sweden |
| Game Umpires: | BOMAS Bob HUCKLE Anja KIM Se-Mi LAURIDSEN Steen POROTIKOV Anton | NED - Netherlands GER - Germany KOR - Korea DEN - Denmark SWE - Sweden |
| Chief Ice Technician: | CALLAN Mark | SCO - Scotland |
| Deputy Chief Ice Technician: | MARTIN Alister | SCO - Scotland |
| Chief Timer: | KIESCHE Thomas | DEN - Denmark |
| Deputy Chief Timer: | MATAU Cristian | ROU - Romania |

Competition Schedule

As of FRI 3 DEC 2021

| Date | Start Time | Session | Sheet A | Sheet B | Sheet C | Sheet D |
|------------|------------|----------------------------------|-----------|-----------|-----------|-----------|
| SUN 5 DEC | 9:00 | MD1 | KOR - NZL | USA - JPN | LAT - FIN | |
| | 12:30 | MD2 | RUS - ESP | TUR - DEN | GER - HUN | |
| | 16:00 | MD3 | JPN - LAT | KOR - FIN | EST - USA | |
| | 19:30 | MD4 | DEN - GER | RUS - HUN | AUS - TUR | |
| MON 6 DEC | 10:00 | MD5 | NZL - FIN | EST - LAT | JPN - KOR | |
| | 14:30 | MD6 | ESP - HUN | AUS - GER | DEN - RUS | |
| | 19:00 | MD7 | EST - JPN | FIN - USA | NZL - LAT | |
| TUE 7 DEC | 9:00 | MD8 | AUS - DEN | HUN - TUR | ESP - GER | |
| | 12:30 | MD9 | LAT - USA | JPN - NZL | KOR - EST | |
| | 16:00 | MD10 | GER - TUR | DEN - ESP | RUS - AUS | |
| | 19:30 | MD11 | FIN - EST | LAT - KOR | USA - NZL | |
| WED 8 DEC | 10:00 | MD12 | HUN - AUS | GER - RUS | TUR - ESP | |
| | 14:30 | MD13 | USA - KOR | NZL - EST | FIN - JPN | |
| | 19:00 | MD14 | TUR - RUS | ESP - AUS | HUN - DEN | |
| THU 9 DEC | 9:00 | Mixed Doubles Play-off Session 1 | | | | |
| | 15:00 | Mixed Doubles Play-off Session 2 | | | | |
| | 18:00 | Mixed Doubles Play-off Session 3 | | | | |
| SAT 11 DEC | 9:00 | w1 | jpn - ita | tur - est | sco - cze | kor - lat |
| | 14:00 | M1 | ITA - KOR | GER - JPN | NED - DEN | CZE - NOR |
| | 19:00 | w2 | est - cze | ita - lat | kor - tur | ger - jpn |
| SUN 12 DEC | 9:00 | M2 | JPN - DEN | KOR - NOR | CZE - GER | FIN - ITA |
| | 14:00 | w3 | ger - kor | jpn - cze | lat - est | tur - sco |
| | 19:00 | M3 | FIN - CZE | ITA - DEN | NOR - JPN | GER - NED |
| MON 13 DEC | 9:00 | w4 | tur - lat | sco - kor | cze - ger | est - ita |
| | 14:00 | M4 | GER - NOR | NED - CZE | DEN - FIN | JPN - KOR |
| | 19:00 | w5 | sco - jpn | ger - tur | ita - kor | lat - cze |
| TUE 14 DEC | 9:00 | M5 | NED - ITA | FIN - GER | KOR - CZE | NOR - DEN |
| | 14:00 | w6 | kor - est | cze - ita | jpn - lat | sco - ger |
| | 19:00 | M6 | CZE - JPN | DEN - KOR | ITA - NOR | NED - FIN |
| WED 15 DEC | 9:00 | w7 | lat - ger | kor - jpn | est - sco | ita - tur |
| | 14:00 | M7 | NOR - FIN | CZE - ITA | JPN - NED | KOR - GER |
| | 19:00 | w8 | cze - tur | lat - sco | ger - ita | jpn - est |
| THU 16 DEC | 9:00 | M8 | DEN - GER | NOR - NED | FIN - KOR | ITA - JPN |
| | 14:00 | w9 | ita - sco | est - ger | tur - jpn | cze - kor |
| | 19:00 | M9 | KOR - NED | JPN - FIN | GER - ITA | DEN - CZE |
| FRI 17 DEC | 10:00 | Women's Play-off Session 1 | | | | |
| | 15:00 | Men's Play-off Session 1 | | | | |
| SAT 18 DEC | 10:00 | Women's Play-off Session 2 | | | | |
| | 15:00 | Men's Play-off Session 2 | | | | |

Note:

Lowercase - women UPPERCASE - MEN, MIXED DOUBLES
 First named team in each game plays red-handled stones and wears dark coloured upper playing garments.
 Please check online for more details and the latest updates.

Legend:

MDn Mixed Doubles session n **Mn** Men's session n **wn** Women's session n