

## Le Gruyère AOP European Curling Championships 2023 Perth, Scotland

18 - 25 November 2023

# RESULTS SUMMARY

## B-Division Men





**ECC 2023**  
Perth, Scotland

SAT 25 NOV 2023

**Le Gruyère AOP European Curling Championships 2023**  
Dewars Centre Perth  
**B-Division Men**



## Medallists

Medal	Country	Name	Position - Function
GOLD	ENG - England	RETCHLESS Rob	4 S
		SUGDEN Jotham	3
		GIBSON Scott	2
		HAVERCROFT Jonathan	1
		PRICE Felix	A
		RAMSAY David	C
SILVER	AUT - Austria	GENNER Mathias	4 S
		BACKOFEN Jonas	3
		REICHEL Martin	2
		MAVEC Florian	1
		JOECHL Moritz	A
		SCHROEDER Bjoern	C
BRONZE	LAT - Latvia	TRUKSANS Martins	4 S
		KLIVE Janis	3
		AVOTINS Aivars	2
		BUHOLCS Sandris	1

**Note:**  
Position and function for each team member:  
**4** = Fourth, **3** = Third, **2** = Second, **1** = Lead, **A** = Alternate, **S** = Skip, **C** = Coach



## Final Standings

Rank	Team	Players	Position - Function	Group Rank	DSC
1	ENG - England	RETCHLESS Rob SUGDEN Jotham GIBSON Scott HAVERCROFT Jonathan PRICE Felix RAMSAY David	4 S 3 2 1 V A C		>A
2	AUT - Austria	GENNER Mathias BACKOFEN Jonas REICHEL Martin MAVEC Florian JOECHL Moritz SCHROEDER Bjoern	4 S 3 V 2 1 A C		>A
3	LAT - Latvia	TRUKSANS Martins KLIVE Janis AVOTINS Aivars BUHOLCS Sandris - -	4 S 3 V 2 1 A C		
4	FRA - France	MORARD Quentin MERCIER Eddy VALVASSORI Yannick GAUDIN Killian - MERCIER Thierry	4 V 3 S 2 1 A C		
5	BEL - Belgium	SPRUYT Jeroen VERREYCKEN Timo VERMEIREN Tuur YSKOUT Daan HEYLEN Dirk NEELEMAN Wim	4 V 3 S 2 1 A C		
5	ESP - Spain	GARCIA VEZ Gontzal MUNTE Javier GARCIA Angel MIRETE Victor GARCIA ROMAN Manuel -	4 S 3 2 1 V A C		
7	DEN - Denmark	KRAUSE Mikkel NOERGAARD Mads HOLTERMANN Henrik SOEE Oliver KARGER Christian TSCHIRHART Bill	4 S 3 V 2 1 A C	A4	60.03 cm

## Final Standings

Rank	Team	Players	Position - Function	Group Rank	DSC
8	SVK - Slovakia	POLAK Jakub	4 V	B4	87.71 cm
		GALLO Juraj	3 S		
		PITONAK Tomas	2		
		MASARYK Robert	1		
		-	A		
		-	C		
9	POL - Poland	STYCH Konrad	4 S	A5	36.32 cm
		DOMIN Krzysztof	3 V		
		CIEMINSKI Marcin	2		
		LOBAZA Bartosz	1		
		GRZELKA Maksym	A		
		-	C		
10	UKR - Ukraine	NIKOLOV Eduard	4 S	B5	63.13 cm
		SHCHUR Yaroslav	3		
		SUHAK Artem	2		
		KOVAL Vladyslav	1 V		
		HASYNETS Artem	A		
		LILL Erkki	C		
11	WAL - Wales	POUGHER James	4 S	B6	63.83 cm
		PHILLIPS Rhys	3		
		COOMBS Garry	2 V		
		POUGHER Simon	1		
		LLOYD Martin	A		
		-	C		
12	HUN - Hungary	KISS Zsolt	4 V	A6	82.91 cm
		CZERMANN Kristof	3 S		
		BALAZS David	2		
		TUESKE Milan	1		
		KALOCSAY Otto	A		
		-	C		
13	EST - Estonia	VELTSMAN Eduard	4 S		
		KIZIRIDI Janis	3 V		
		ANDRE Aleksander	2		
		DZENDZELJUK Igor	1		
		DOTSENKO Konstantin	A		
		BROWN Derek	C		
14	IRL - Ireland	WILSON John	4 S		
		PARADIS Kyle	3 V		
		RUSSELL James	2		
		WHYTE Craig	1		
		McCROSSAN Eoin	A		
		-	C		



## Final Standings

Rank	Team	Players	Position - Function	Group Rank	DSC
15	POR - Portugal	RIBAU Chris	4 S		>C
		SANTOS Vitor	3 V		
		SANTOS Ramiro	2		
		CHAVES Allan	1		
		SCHOLS Tim	A		
		MARSHALL Perry	C		
16	LIE - Liechtenstein	MATT Lukas	4 S		>C
		SPRENGER Harald	3 V		
		ZIMMERMANN Johannes	2		
		PRASCH Peter	1		
		LIESCH Mauro	A		
		BRUEHWILER Marianne	C		

**Note:**

Final standings are based on play-off results and group standings. Losers of the qualification are ranked equal fifth. Teams involved in the relegation are ranked 13-16. The remaining teams are ranked according to their group rank and the Draw Shot Challenge (DSC).

Position and function for each team member:

**4** = Fourth, **3** = Third, **2** = Second, **1** = Lead, **A** = Alternate, **S** = Skip, **V** = Vice-Skip, **C** = Coach

**Legend:**

>**A** To A-Division

>**C** To C-Division



### Competition Summary

Session	Date Time	Sheet A	Sheet B	Sheet C	Sheet D	Sheet E	Sheet F
Session 1	18 NOV 9:00	EST 5-9 DEN					
Session 2	18 NOV 14:00	FRA 10-7 HUN	LAT 8-6 BEL	POR 4-10 POL	SVK 4-8 ENG	ESP 9-6 IRL	UKR 17-3 LIE
Session 3	18 NOV 19:30						WAL 6-8 AUT
Session 4	19 NOV 9:00	ENG 9-8 IRL	EST 13-9 POR	BEL 10-3 HUN	LAT 4-11 DEN	POL 6-4 FRA	SVK 6-7 ESP
Session 6	19 NOV 19:00	AUT 14-4 LIE	DEN 6-5 HUN	UKR 15-6 WAL		LAT 11-3 POR	FRA 9-5 EST
Session 8	20 NOV 12:00	LAT 6-5 POL	LIE 3-13 WAL	IRL 4-6 SVK	AUT 6-8 UKR	HUN 10-4 EST	ESP 3-10 ENG
Session 9	20 NOV 16:00			FRA 7-2 BEL			
Session 10	20 NOV 20:00	UKR 3-11 SVK	IRL 7-9 <sup>EE</sup> AUT	WAL 2-11 ENG	ESP 10-1 LIE		POR 4-8 DEN
Session 12	21 NOV 14:00	BEL 8-6 POR	ENG 10-2 UKR	ESP 4-10 AUT		SVK 2-8 WAL	LIE 3-10 IRL
Session 13	21 NOV 19:00			EST 7-3 LAT	HUN 3-8 POL		DEN 7-8 FRA
Session 15	22 NOV 12:00		POL 9-3 EST		POR 3-10 FRA	DEN 1-7 BEL	HUN 7-13 LAT
Session 16	22 NOV 16:00		UKR 6-9 ESP	SVK 11-5 LIE	WAL 7-6 IRL	ENG 3-11 AUT	
Session 18	23 NOV 9:00	WAL 7-10 ESP	AUT 5-7 SVK			LIE 1-11 ENG	BEL 7-3 POL
Session 19	23 NOV 14:00		FRA 7-8 <sup>EE</sup> LAT			IRL 8-4 UKR	
Session 20	23 NOV 19:00			POL 2-8 DEN	EST 5-10 BEL	POR 2-10 HUN	
Qualification	24 NOV 10:00	AUT 9-3 BEL					FRA 9-4 ESP
Rel.Sess. 1	24 NOV 10:00		IRL 4-8 EST			LIE 8-10 POR	
Semi-finals	24 NOV 18:00		LAT 4-6 AUT			FRA 3-7 ENG	
Rel.Sess. 2	24 NOV 18:00			IRL 10-5 POR			
Bronze	25 NOV 10:00				LAT 12-6 FRA		
Gold	25 NOV 14:00				AUT 4-6 ENG		

### Standings after Round Robin

#### Group A

Rank	Team	Games	Wins	Losses		
1	LAT - Latvia	7	5	2	Q	w2,1
2	FRA - France	7	5	2	Q	w2,0
3	BEL - Belgium	7	5	2	Q	w1,1
4	DEN - Denmark	7	5	2		w1,0
5	POL - Poland	7	4	3		
6	HUN - Hungary	7	2	5		w1
7	EST - Estonia	7	2	5		w0
8	POR - Portugal	7	0	7		

#### Group B

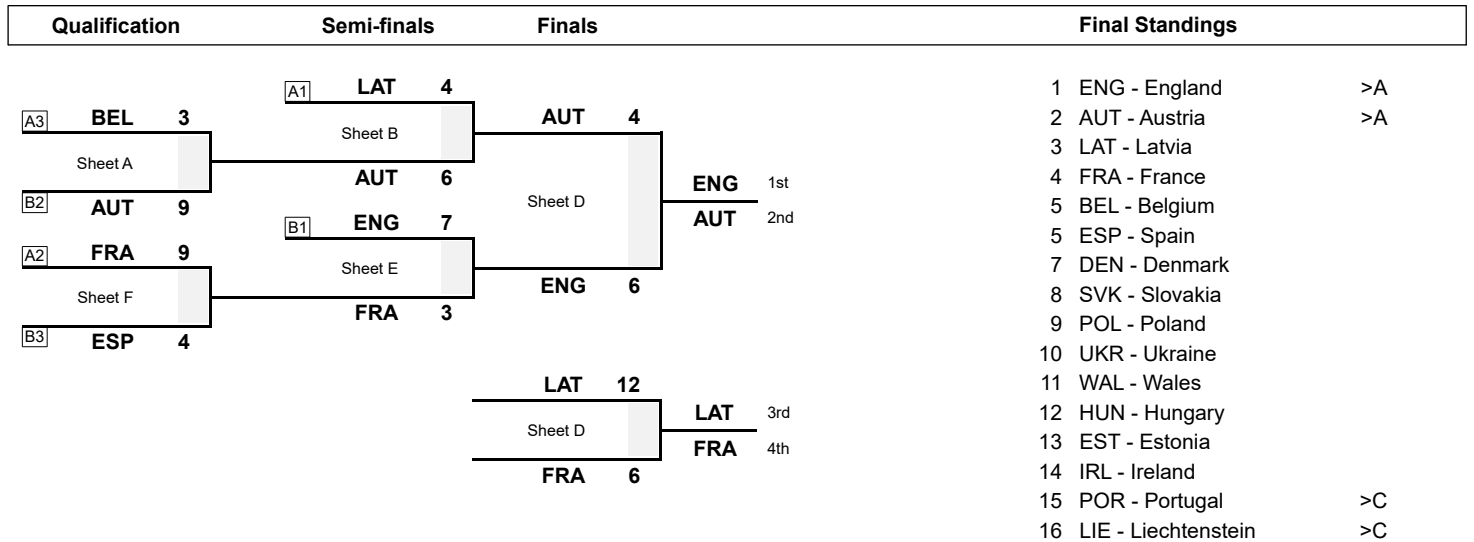
Rank	Team	Games	Wins	Losses		
1	ENG - England	7	6	1	Q	
2	AUT - Austria	7	5	2	Q	w1
3	ESP - Spain	7	5	2	Q	w0
4	SVK - Slovakia	7	4	3		
5	UKR - Ukraine	7	3	4		w1
6	WAL - Wales	7	3	4		w0
7	IRL - Ireland	7	2	5		
8	LIE - Liechtenstein	7	0	7		

## Competition Summary

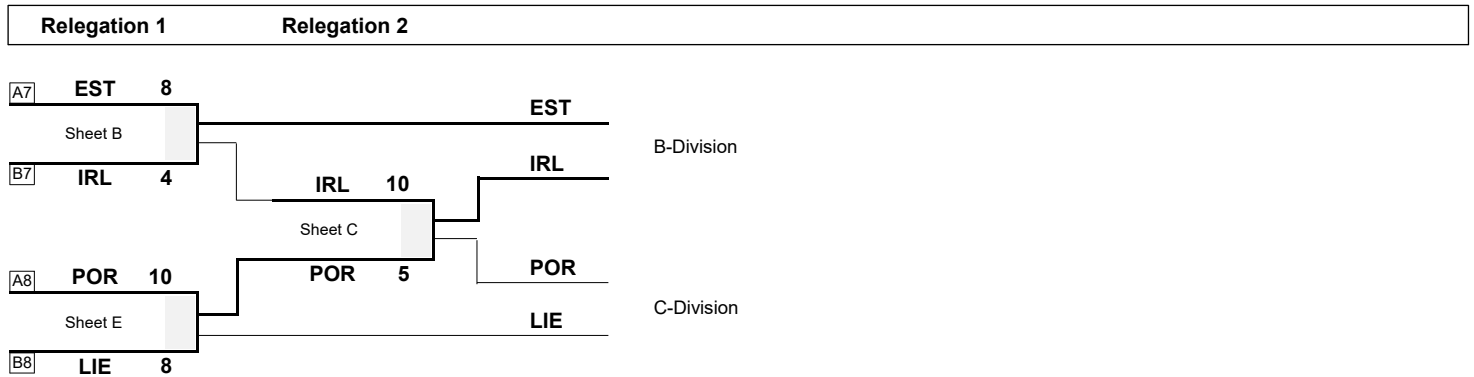
### Merged Group Standings

Rank	Team	Round Robin Results			Rank	Team	Round Robin Results		
		Group	Rank	DSC			Group	Rank	DSC
1	LAT - Latvia	A	1	64.03cm	9	POL - Poland	A	5	36.32cm
2	ENG - England	B	1	83.78cm	10	UKR - Ukraine	B	5	63.13cm
3	AUT - Austria	B	2	66.13cm	11	WAL - Wales	B	6	63.83cm
4	FRA - France	A	2	88.47cm	12	HUN - Hungary	A	6	82.91cm
5	ESP - Spain	B	3	66.02cm	13	IRL - Ireland	B	7	78.70cm
6	BEL - Belgium	A	3	75.28cm	14	EST - Estonia	A	7	89.51cm
7	DEN - Denmark	A	4	60.03cm	15	LIE - Liechtenstein	B	8	111.70cm
8	SVK - Slovakia	B	4	87.71cm	16	POR - Portugal	A	8	126.78cm

### Play-offs Bracket



### Relegation Bracket



#### Legend:

>A To A-Division

Bn Final rank in Group B

wn Number of wins (n) against tied teams

>C To C-Division

EE Extra End

An Final rank in Group A

Q Qualified for the play-offs



ECC 2023  
Perth, Scotland

SAT 25 NOV 2023  
Start Time 14:00

Le Gruyère AOP European Curling Championships 2023  
Dewars Centre Perth  
B-Division Men

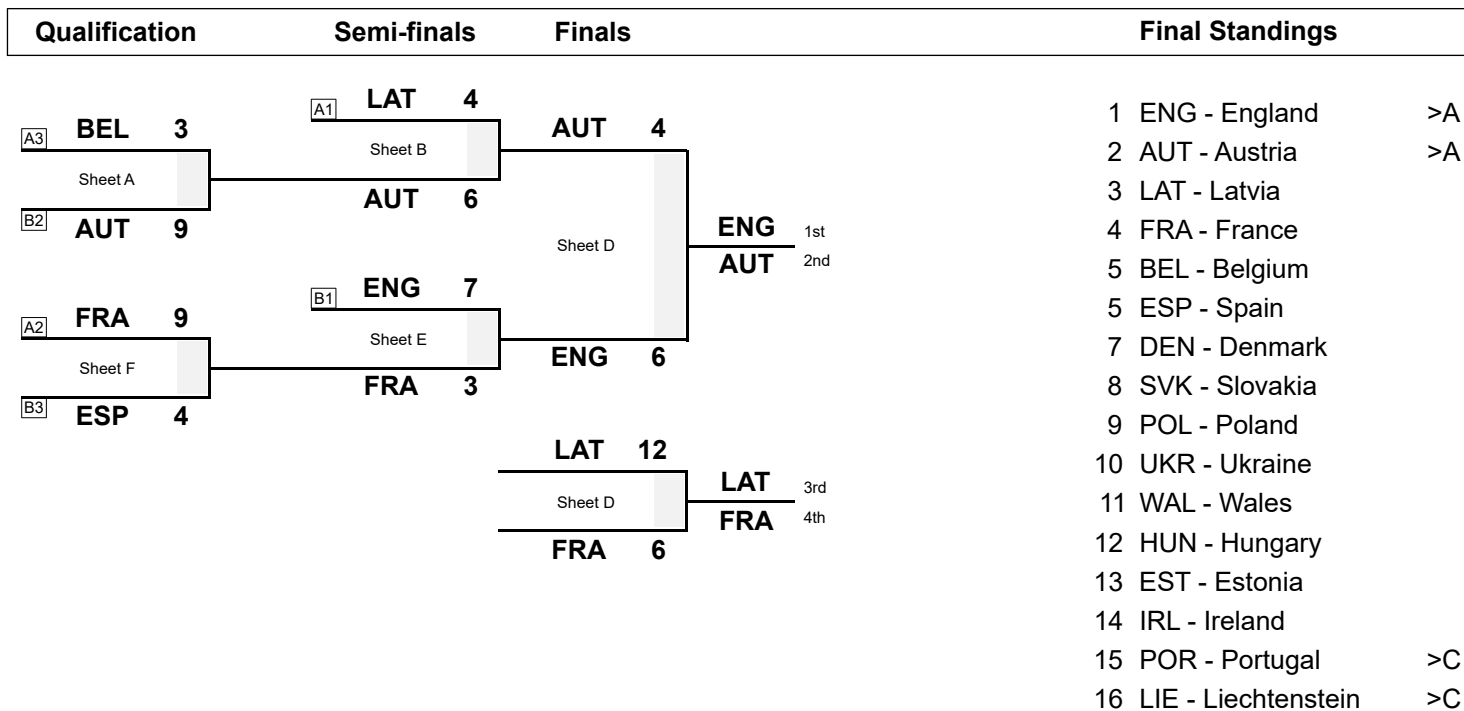
Gold Medal Game



### Session Results and Standings

Sheet	Team	LSFE	1	2	3	4	5	6	7	8	9	10	Extra Ends	Total
D	AUT - Austria		0	0	0	1	1	0	2	0	0	0		4
	ENG - England	*	0	1	1	0	0	1	0	1	1	1		6

### Play-offs Bracket



**Legend:**

>A To A-Division

Bn Final rank in Group B

>C To C-Division

LSFE(\*) Last Stone First End

An Final rank in Group A





### Scoring Analysis

Team	Games	LSFE	Stolen Ends	Last Stone Eff.	Force Eff.	Points Scored							Total	Plus / Minus
						0	1	2	3	4	>4			
ENG	For	5	20	44%	62%	5	25	11	5	2	1	75	+37	
	Against	4	3			2	15	5	3	1	0	38		
AUT	For	6	12	45%	69%	5	19	14	6	3	1	82	+30	
	Against	4	11			4	29	10	1	0	0	52		
DEN	For	4	11	30%	67%	1	16	8	4	0	1	50	+15	
	Against	3	9			2	20	6	1	0	0	35		
FRA	For	5	10	45%	52%	1	17	14	8	1	0	73	+12	
	Against	5	12			11	25	12	4	0	0	61		
BEL	For	5	14	41%	63%	3	19	11	4	0	0	53	+11	
	Against	3	9			6	18	7	2	1	0	42		
LAT	For	8	14	37%	58%	4	23	13	4	2	0	69	+11	
	Against	1	10			3	20	7	6	0	1	58		
POL	For	4	10	27%	57%	9	15	7	2	2	0	43	+8	
	Against	3	10			3	16	5	3	0	0	35		
SVK	For	1	6	43%	58%	5	8	9	4	1	1	47	+7	
	Against	6	11			4	21	8	1	0	0	40		
IRL	For	5	8	39%	52%	5	14	15	5	1	0	63	+3	
	Against	4	14			4	24	15	2	0	0	60		
UKR	For	5	12	28%	29%	2	16	8	3	1	2	55	+2	
	Against	2	11			1	11	12	3	1	1	53		
ESP	For	5	13	35%	29%	4	19	14	3	0	0	56	+1	
	Against	3	8			1	11	11	6	1	0	55		
WAL	For	3	10	38%	43%	2	17	8	4	1	0	49	-6	
	Against	4	6			3	11	8	6	0	2	55		
HUN	For	3	8	38%	40%	2	14	10	2	0	1	45	-8	
	Against	4	10			3	15	9	4	2	0	53		
EST	For	2	9	31%	40%	3	16	11	4	0	0	50	-13	
	Against	6	13			1	18	16	3	1	0	63		
POR	For	2	12	23%	20%	1	22	10	0	1	0	46	-42	
	Against	7	14			3	8	18	9	3	1	88		
LIE	For	2	2	16%	26%	0	14	4	2	0	0	28	-68	
	Against	6	20			1	12	18	6	5	2	96		
<b>Total</b>	<b>65</b>		<b>171</b>			<b>52</b>	<b>274</b>	<b>167</b>	<b>60</b>	<b>15</b>	<b>7</b>	<b>884</b>		

**Note:**

Stolen ends are the ends won without the last stone advantage.  
 Last Stone Efficiency: Scoring two or more points with last stone advantage.  
 Force Efficiency: Forcing the opponent team to score only one point when they have the last stone advantage.

**Legend:**

>4 More than four points scored      **Eff.** Efficiency      **LSFE** Last Stone First End



**Summary of Big Ends**

Points Scored	By	Against	Session	End	Game Result
6	DEN - Denmark	LAT - Latvia	4	2	11 : 4
5	UKR - Ukraine	WAL - Wales	6	9	15 : 6
5	UKR - Ukraine	LIE - Liechtenstein	2	6	17 : 3
5	AUT - Austria	LIE - Liechtenstein	6	5	14 : 4
5	ENG - England	WAL - Wales	10	6	11 : 2
5	HUN - Hungary	POR - Portugal	20	6	10 : 2
5	SVK - Slovakia	UKR - Ukraine	10	7	11 : 3
4	AUT - Austria	BEL - Belgium	Q	6	9 : 3
4	AUT - Austria	ESP - Spain	12	6	10 : 4
4	AUT - Austria	LIE - Liechtenstein	6	3	14 : 4
4	ENG - England	LIE - Liechtenstein	18	3	11 : 1
4	ENG - England	UKR - Ukraine	12	9	10 : 2
4	LAT - Latvia	HUN - Hungary	15	10	13 : 7
4	LAT - Latvia	POR - Portugal	6	7	11 : 3
4	POL - Poland	HUN - Hungary	13	7	8 : 3
4	POL - Poland	POR - Portugal	2	8	10 : 4
4	FRA - France	POR - Portugal	15	4	10 : 3
4	IRL - Ireland	ENG - England	4	3	8 : 9
4	POR - Portugal	EST - Estonia	4	7	9 : 13
4	SVK - Slovakia	LIE - Liechtenstein	16	7	11 : 5
4	UKR - Ukraine	LIE - Liechtenstein	2	7	17 : 3
4	WAL - Wales	LIE - Liechtenstein	8	2	13 : 3

**Note:**  
Big ends are defined as ends with a score of four or more points.

**Legend:**  
Q Qualification







**ECC 2023**  
Perth, Scotland

FRI 24 NOV 2023  
Start Time 18:00

**Le Gruyère AOP European Curling Championships 2023**

Dewars Centre Perth  
**B-Division Men**

**Relegation Session 2**



### Session Results and Standings

Sheet	Team	LSD/LSFE	1	2	3	4	5	6	7	8	9	10	Extra Ends	Total
C	IRL - Ireland	45.7cm *	0	2	3	2	0	1	0	0	2	X		10
	POR - Portugal	236.6cm	0	0	0	0	2	0	2	1	0	X		5

### Relegation Bracket

Relegation 1	Relegation 2	Final Standings
A7 EST 8	EST	1
Sheet B		2
B7 IRL 4	IRL 10	3
Sheet C		4
A8 POR 10	POR 5	5 BEL - Belgium
Sheet E		5 ESP - Spain
B8 LIE 8	LIE	7 DEN - Denmark
		8 SVK - Slovakia
		9 POL - Poland
		10 UKR - Ukraine
		11 WAL - Wales
		12 HUN - Hungary
		13 EST - Estonia
		14 IRL - Ireland
		15 POR - Portugal >C
		16 LIE - Liechtenstein >C

**Legend:**  
 >C To C-Division      An Final rank in Group A      Bn Final rank in Group B  
 LSD Last Stone Draw      LSFE(\*) Last Stone First End      X Unplayed/unfinished end due to concession





**ECC 2023**  
Perth, Scotland

FRI 24 NOV 2023  
Start Time 18:00

**Le Gruyère AOP European Curling Championships 2023**

Dewars Centre Perth  
**B-Division Men**

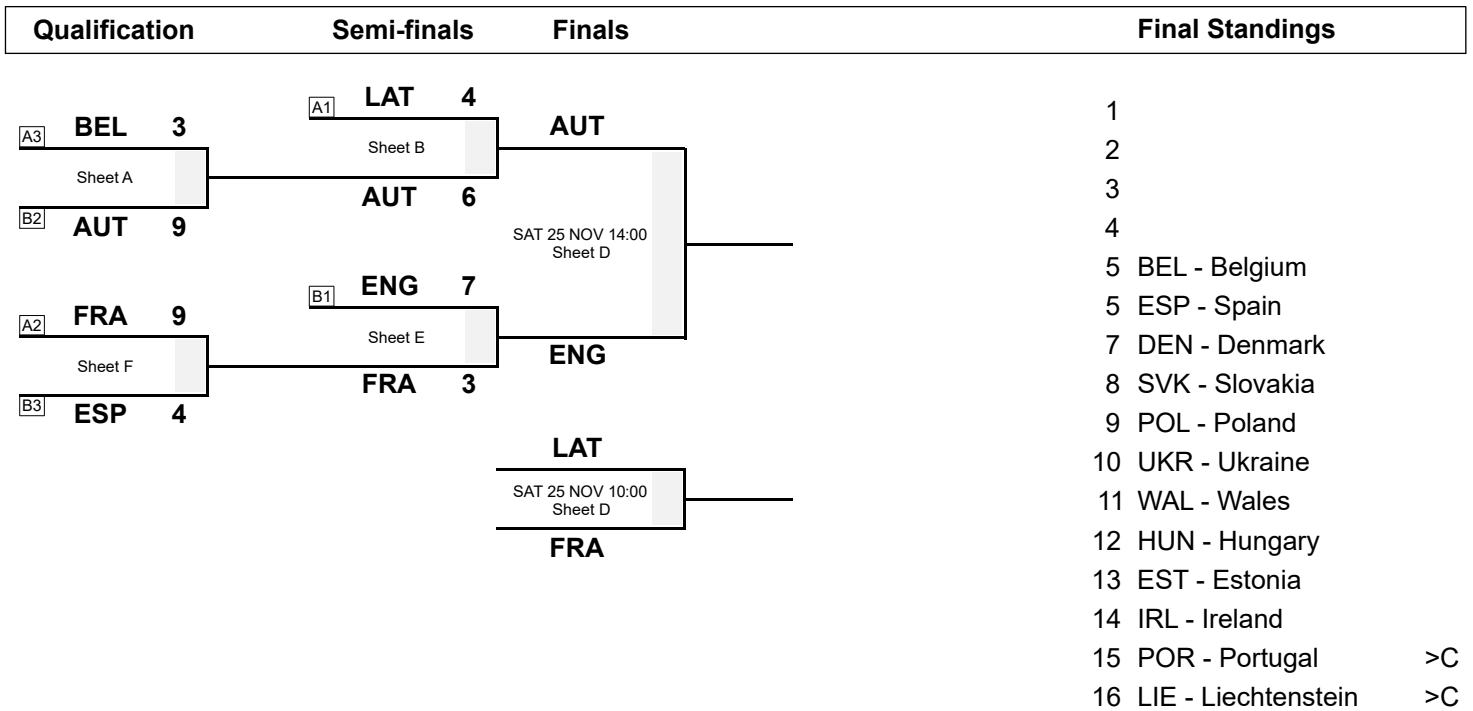
**Semi-finals**



### Session Results and Standings

Sheet	Team	LSFE	1	2	3	4	5	6	7	8	9	10	Extra Ends	Total
<b>B</b>	LAT - Latvia	*	0	0	1	1	0	1	0	1	0	0		4
	AUT - Austria		0	1	0	0	0	0	1	0	1	3		6
<b>E</b>	FRA - France		0	0	0	1	1	0	0	1	0	X		3
	ENG - England	*	0	1	1	0	0	0	3	0	2	X		7

### Play-offs Bracket



**Legend:**  
 >C To C-Division  
 LSFE(\*) Last Stone First End  
 An Final rank in Group A  
 Bn Final rank in Group B  
 X Unplayed/unfinished end due to concession

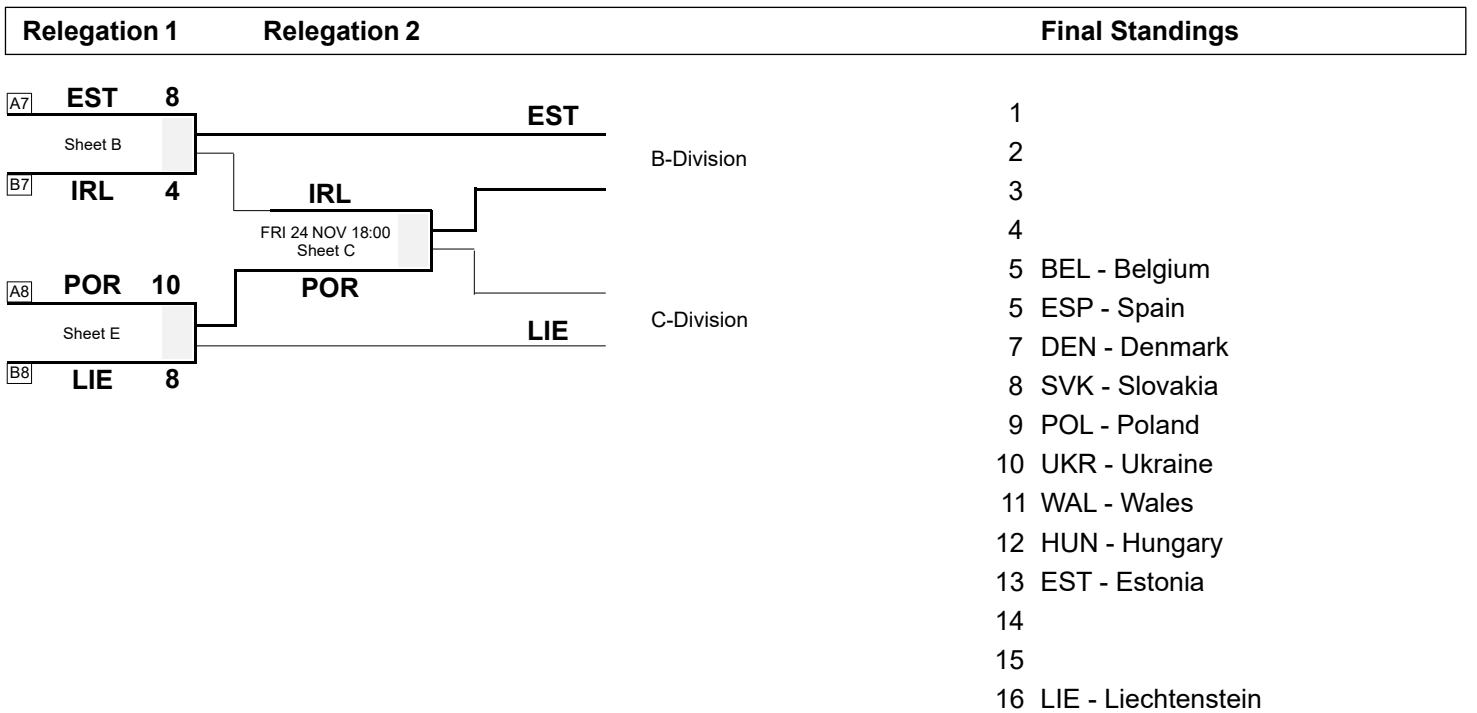




**Session Results and Standings**

Sheet	Team	LSD/LSFE	1	2	3	4	5	6	7	8	9	10	Extra Ends	Total
<b>B</b>	IRL - Ireland	136.7cm	0	0	1	0	1	0	0	2	0	X		4
	EST - Estonia	60.3cm *	1	0	0	2	0	1	2	0	2	X		8
<b>E</b>	LIE - Liechtenstein	355.0cm	0	0	3	0	2	0	2	0	1	0		8
	POR - Portugal	156.4cm *	2	2	0	1	0	2	0	2	0	1		10

**Relegation Bracket**



**Legend:**  
**An** Final rank in Group A      **Bn** Final rank in Group B      **LSD** Last Stone Draw  
**LSFE(\*)** Last Stone First End      **X** Unplayed/unfinished end due to concession





**ECC 2023**  
Perth, Scotland

FRI 24 NOV 2023  
Start Time 10:00

**Le Gruyère AOP European Curling Championships 2023**

Dewars Centre Perth  
**B-Division Men**

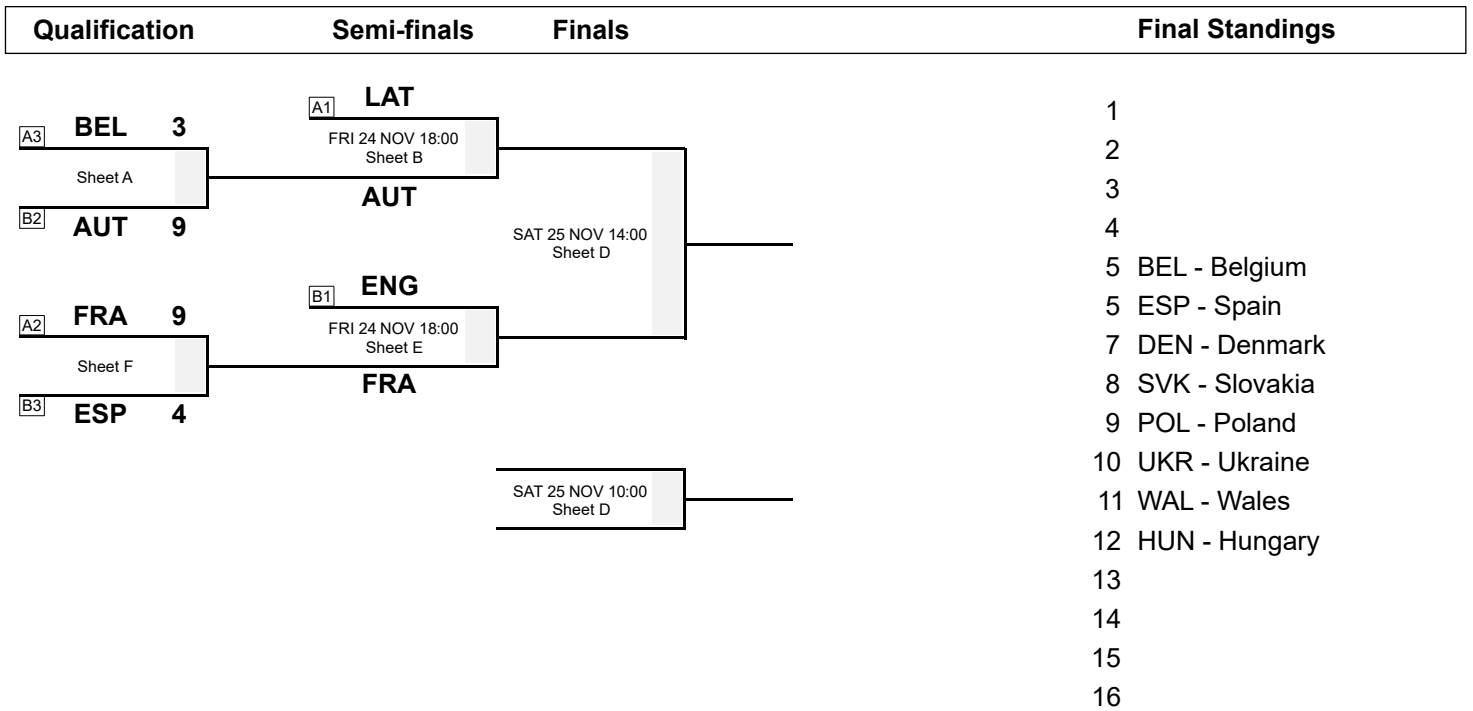
**Qualification**



### Session Results and Standings

Sheet	Team	LSFE	1	2	3	4	5	6	7	8	9	10	Extra Ends	Total
<b>A</b>	AUT - Austria	*	1	0	0	0	0	4	1	0	3	X		9
	BEL - Belgium		0	2	0	0	0	0	0	1	0	X		3
<b>F</b>	FRA - France	*	2	0	0	2	1	0	1	0	3	X		9
	ESP - Spain		0	0	1	0	0	2	0	1	0	X		4

### Play-offs Bracket



**Legend:**  
**An** Final rank in Group A      **Bn** Final rank in Group B      **LSFE(\*)** Last Stone First End  
**X** Unplayed/unfinished end due to concession





**Competition Matrix**

**Group A**

Team	BEL	DEN	EST	FRA	HUN	LAT	POL	POR
<b>BEL</b>		7 - 1	10 - 5	2 - 7	10 - 3	6 - 8	7 - 3	8 - 6
<b>DEN</b>	1 - 7		9 - 5	7 - 8	6 - 5	11 - 4	8 - 2	8 - 4
<b>EST</b>	5 - 10	5 - 9		5 - 9	4 - 10	7 - 3	3 - 9	13 - 9
<b>FRA</b>	7 - 2	8 - 7	9 - 5		10 - 7	7 - 8	4 - 6	10 - 3
<b>HUN</b>	3 - 10	5 - 6	10 - 4	7 - 10		7 - 13	3 - 8	10 - 2
<b>LAT</b>	8 - 6	4 - 11	3 - 7	8 - 7	13 - 7		6 - 5	11 - 3
<b>POL</b>	3 - 7	2 - 8	9 - 3	6 - 4	8 - 3	5 - 6		10 - 4
<b>POR</b>	6 - 8	4 - 8	9 - 13	3 - 10	2 - 10	3 - 11	4 - 10	

**Standings after Round Robin**

Rank	Team	Games	Wins	Losses		
1	LAT - Latvia	7	5	2	Q	w2,1
2	FRA - France	7	5	2	Q	w2,0
3	BEL - Belgium	7	5	2	Q	w1,1
4	DEN - Denmark	7	5	2		w1,0
5	POL - Poland	7	4	3		
6	HUN - Hungary	7	2	5		w1
7	EST - Estonia	7	2	5		w0
8	POR - Portugal	7	0	7		



## Competition Matrix

### Group B

Team	AUT	ENG	ESP	IRL	LIE	SVK	UKR	WAL
<b>AUT</b>		11 - 3	10 - 4	9 - 7	14 - 4	5 - 7	6 - 8	8 - 6
<b>ENG</b>	3 - 11		10 - 3	9 - 8	11 - 1	8 - 4	10 - 2	11 - 2
<b>ESP</b>	4 - 10	3 - 10		9 - 6	10 - 1	7 - 6	9 - 6	10 - 7
<b>IRL</b>	7 - 9	8 - 9	6 - 9		10 - 3	4 - 6	8 - 4	6 - 7
<b>LIE</b>	4 - 14	1 - 11	1 - 10	3 - 10		5 - 11	3 - 17	3 - 13
<b>SVK</b>	7 - 5	4 - 8	6 - 7	6 - 4	11 - 5		11 - 3	2 - 8
<b>UKR</b>	8 - 6	2 - 10	6 - 9	4 - 8	17 - 3	3 - 11		15 - 6
<b>WAL</b>	6 - 8	2 - 11	7 - 10	7 - 6	13 - 3	8 - 2	6 - 15	

### Standings after Round Robin

Rank	Team	Games	Wins	Losses		
1	ENG - England	7	6	1	Q	
2	AUT - Austria	7	5	2	Q	w1
3	ESP - Spain	7	5	2	Q	w0
4	SVK - Slovakia	7	4	3		
5	UKR - Ukraine	7	3	4		w1
6	WAL - Wales	7	3	4		w0
7	IRL - Ireland	7	2	5		
8	LIE - Liechtenstein	7	0	7		

**Legend:**

**Q** Qualified for the play-offs

**wn** Number of wins (n) against tied teams





**Scoring Analysis**

Team	Games	LSFE	Stolen Ends	Last Stone Eff.	Force Eff.	Points Scored							Total	Plus / Minus
						0	1	2	3	4	>4			
ENG	For	3	16	53%	59%	2	17	10	4	2	1	62	+31	
	Against	4	1			2	10	4	3	1	0	31		
AUT	For	5	8	53%	64%	1	12	13	4	2	1	63	+24	
	Against	2	6			2	18	9	1	0	0	39		
BEL	For	5	14	42%	69%	3	18	10	4	0	0	50	+17	
	Against	2	8			3	16	7	1	0	0	33		
FRA	For	4	8	47%	63%	1	11	11	6	1	0	55	+17	
	Against	3	9			8	20	6	2	0	0	38		
DEN	For	4	11	30%	67%	1	16	8	4	0	1	50	+15	
	Against	3	9			2	20	6	1	0	0	35		
POL	For	4	10	27%	57%	9	15	7	2	2	0	43	+8	
	Against	3	10			3	16	5	3	0	0	35		
LAT	For	6	10	33%	58%	3	18	9	3	2	0	53	+7	
	Against	1	8			2	16	6	4	0	1	46		
SVK	For	1	6	43%	58%	5	8	9	4	1	1	47	+7	
	Against	6	11			4	21	8	1	0	0	40		
ESP	For	5	13	37%	29%	3	17	13	3	0	0	52	+6	
	Against	2	7			1	9	9	5	1	0	46		
IRL	For	4	6	39%	57%	3	11	11	4	1	0	49	+2	
	Against	3	12			4	21	10	2	0	0	47		
UKR	For	5	12	28%	29%	2	16	8	3	1	2	55	+2	
	Against	2	11			1	11	12	3	1	1	53		
WAL	For	3	10	38%	43%	2	17	8	4	1	0	49	-6	
	Against	4	6			3	11	8	6	0	2	55		
HUN	For	3	8	38%	40%	2	14	10	2	0	1	45	-8	
	Against	4	10			3	15	9	4	2	0	53		
EST	For	1	8	29%	36%	3	14	8	4	0	0	42	-17	
	Against	6	13			0	16	15	3	1	0	59		
POR	For	1	10	12%	17%	1	19	4	0	1	0	31	-39	
	Against	6	12			2	6	13	7	3	1	70		
LIE	For	2	2	9%	22%	0	13	2	1	0	0	20	-66	
	Against	5	19			1	10	14	6	5	2	86		
<b>Total</b>	<b>56</b>		<b>152</b>			<b>41</b>	<b>236</b>	<b>141</b>	<b>52</b>	<b>14</b>	<b>7</b>	<b>766</b>		

**Note:**  
 Stolen ends are the ends won without the last stone advantage.  
 Last Stone Efficiency: Scoring two or more points with last stone advantage.  
 Force Efficiency: Forcing the opponent team to score only one point when they have the last stone advantage.

**Legend:**  
 >4 More than four points scored      **Eff.** Efficiency      **LSFE** Last Stone First End





## Summary of Big Ends

Points Scored	By	Against	Session	End	Game Result
6	DEN - Denmark	LAT - Latvia	4	2	11 : 4
5	UKR - Ukraine	WAL - Wales	6	9	15 : 6
5	UKR - Ukraine	LIE - Liechtenstein	2	6	17 : 3
5	AUT - Austria	LIE - Liechtenstein	6	5	14 : 4
5	ENG - England	WAL - Wales	10	6	11 : 2
5	HUN - Hungary	POR - Portugal	20	6	10 : 2
5	SVK - Slovakia	UKR - Ukraine	10	7	11 : 3
4	AUT - Austria	ESP - Spain	12	6	10 : 4
4	AUT - Austria	LIE - Liechtenstein	6	3	14 : 4
4	ENG - England	LIE - Liechtenstein	18	3	11 : 1
4	ENG - England	UKR - Ukraine	12	9	10 : 2
4	LAT - Latvia	HUN - Hungary	15	10	13 : 7
4	LAT - Latvia	POR - Portugal	6	7	11 : 3
4	POL - Poland	HUN - Hungary	13	7	8 : 3
4	POL - Poland	POR - Portugal	2	8	10 : 4
4	FRA - France	POR - Portugal	15	4	10 : 3
4	IRL - Ireland	ENG - England	4	3	8 : 9
4	POR - Portugal	EST - Estonia	4	7	9 : 13
4	SVK - Slovakia	LIE - Liechtenstein	16	7	11 : 5
4	UKR - Ukraine	LIE - Liechtenstein	2	7	17 : 3
4	WAL - Wales	LIE - Liechtenstein	8	2	13 : 3

**Note:**  
Big ends are defined as ends with a score of four or more points.



### Session Results and Standings

Sheet	Team	LSD/LSFE	1	2	3	4	5	6	7	8	9	10	Extra Ends	Total
C	POL - Poland	68.7cm *	1	0	0	0	0	1	0	X	X	X		2
	DEN - Denmark	154.6cm	0	3	3	1	0	0	1	X	X	X		8
D	EST - Estonia	208.8cm *	0	0	3	0	1	0	0	0	1	0		5
	BEL - Belgium	240.7cm	1	1	0	2	0	1	0	2	0	3		10
E	POR - Portugal	399.2cm	0	0	1	0	1	0	X	X	X	X		2
	HUN - Hungary	186.1cm *	0	2	0	3	0	5	X	X	X	X		10

### Standings after Round Robin

#### Group A

Rank	Team	Games	Wins	Losses		
1	LAT - Latvia	7	5	2	Q	w2,1
2	FRA - France	7	5	2	Q	w2,0
3	BEL - Belgium	7	5	2	Q	w1,1
4	DEN - Denmark	7	5	2		w1,0
5	POL - Poland	7	4	3		
6	HUN - Hungary	7	2	5		w1
7	EST - Estonia	7	2	5		w0
8	POR - Portugal	7	0	7		

#### Group B

Rank	Team	Games	Wins	Losses		
1	ENG - England	7	6	1	Q	
2	AUT - Austria	7	5	2	Q	w1
3	ESP - Spain	7	5	2	Q	w0
4	SVK - Slovakia	7	4	3		
5	UKR - Ukraine	7	3	4		w1
6	WAL - Wales	7	3	4		w0
7	IRL - Ireland	7	2	5		
8	LIE - Liechtenstein	7	0	7		

**Legend:**

**LSD** Last Stone Draw

**LSFE(\*)** Last Stone First End

**Q** Qualified for the play-offs

**wn** Number of wins (n) against tied teams

**X** Unplayed/unfinished end due to concession

## Session Results and Standings

Sheet	Team	LSD/LSFE	1	2	3	4	5	6	7	8	9	10	Extra Ends	Total
<b>B</b>	FRA - France	246.8cm	0	0	0	2	0	1	0	0	3	1	0	7
	LAT - Latvia	121.2cm *	0	0	1	0	2	0	3	1	0	0	1	8
<b>E</b>	IRL - Ireland	143.4cm	0	2	0	2	0	0	2	0	2	X		8
	UKR - Ukraine	133.9cm *	1	0	1	0	1	1	0	0	0	X		4

## Current Standings

### Group A

Rank	Team	Games	Wins	Losses
1	FRA - France	7	5	2
1	LAT - Latvia	7	5	2
3	BEL - Belgium	6	4	2
3	DEN - Denmark	6	4	2
3	POL - Poland	6	4	2
6	EST - Estonia	6	2	4
7	HUN - Hungary	6	1	5
8	POR - Portugal	6	0	6

### Group B

Rank	Team	Games	Wins	Losses	
1	ENG - England	7	6	1	Q
2	AUT - Austria	7	5	2	Q w1
3	ESP - Spain	7	5	2	Q w0
4	SVK - Slovakia	7	4	3	
5	UKR - Ukraine	7	3	4	w1
6	WAL - Wales	7	3	4	w0
7	IRL - Ireland	7	2	5	
8	LIE - Liechtenstein	7	0	7	

**Note:**

Under WCF rules, tie-breaking rules for standings are not applied until after the last game of the round robin.

**Legend:**

**LSD** Last Stone Draw

**LSFE(\*)** Last Stone First End

**Q** Qualified for the play-offs

**wn** Number of wins (n) against tied teams

**X** Unplayed/unfinished end due to concession



### Session Results and Standings

Sheet	Team	LSD/LSFE	1	2	3	4	5	6	7	8	9	10	Extra Ends	Total
A	WAL - Wales	159.2cm	0	2	1	0	0	0	3	0	1	0		7
	ESP - Spain	135.0cm *	3	0	0	0	1	2	0	3	0	1		10
B	AUT - Austria	205.4cm	0	2	0	0	2	0	0	1	0	X		5
	SVK - Slovakia	107.9cm *	0	0	2	0	0	0	3	0	2	X		7
E	LIE - Liechtenstein	197.0cm	0	0	0	0	0	1	X	X	X	X		1
	ENG - England	48.9cm *	2	1	4	1	3	0	X	X	X	X		11
F	BEL - Belgium	50.0cm *	0	0	1	2	0	2	1	1	0	X		7
	POL - Poland	74.1cm	0	1	0	0	1	0	0	0	1	X		3

### Current Standings

#### Group A

Rank	Team	Games	Wins	Losses
1	FRA - France	6	5	1
2	BEL - Belgium	6	4	2
2	DEN - Denmark	6	4	2
2	LAT - Latvia	6	4	2
2	POL - Poland	6	4	2
6	EST - Estonia	6	2	4
7	HUN - Hungary	6	1	5
8	POR - Portugal	6	0	6

#### Group B

Rank	Team	Games	Wins	Losses	
1	ENG - England	7	6	1	Q
2	AUT - Austria	7	5	2	Q
2	ESP - Spain	7	5	2	Q
4	SVK - Slovakia	7	4	3	
5	UKR - Ukraine	6	3	3	
6	WAL - Wales	7	3	4	
7	IRL - Ireland	6	1	5	
8	LIE - Liechtenstein	7	0	7	

**Note:**  
Under WCF rules, tie-breaking rules for standings are not applied until after the last game of the round robin.

**Legend:**  
**LSD** Last Stone Draw                      **LSFE(\*)** Last Stone First End                      **Q** Qualified for the play-offs  
**X** Unplayed/unfinished end due to concession

### Session Results and Standings

Sheet	Team	LSD/LSFE	1	2	3	4	5	6	7	8	9	10	Extra Ends	Total
<b>B</b>	UKR - Ukraine	148.1cm *	1	0	0	2	1	0	0	0	2	0		6
	ESP - Spain	236.2cm	0	2	2	0	0	1	2	1	0	1		9
<b>C</b>	SVK - Slovakia	180.3cm	0	2	0	0	0	3	4	2	X	X		11
	LIE - Liechtenstein	177.0cm *	2	0	1	1	1	0	0	0	X	X		5
<b>D</b>	WAL - Wales	183.4cm	1	1	0	0	0	2	0	0	3	0		7
	IRL - Ireland	48.7cm *	0	0	3	0	0	0	0	2	0	1		6
<b>E</b>	ENG - England	399.2cm	0	0	1	0	1	0	1	0	X	X		3
	AUT - Austria	51.9cm *	1	2	0	2	0	3	0	3	X	X		11

### Current Standings

#### Group A

Rank	Team	Games	Wins	Losses
1	FRA - France	6	5	1
2	POL - Poland	5	4	1
3	DEN - Denmark	6	4	2
3	LAT - Latvia	6	4	2
5	BEL - Belgium	5	3	2
6	EST - Estonia	6	2	4
7	HUN - Hungary	6	1	5
8	POR - Portugal	6	0	6

#### Group B

Rank	Team	Games	Wins	Losses	
1	AUT - Austria	6	5	1	Q
1	ENG - England	6	5	1	Q
3	ESP - Spain	6	4	2	
4	SVK - Slovakia	6	3	3	
4	UKR - Ukraine	6	3	3	
4	WAL - Wales	6	3	3	
7	IRL - Ireland	6	1	5	
8	LIE - Liechtenstein	6	0	6	

**Note:**

Under WCF rules, tie-breaking rules for standings are not applied until after the last game of the round robin.

**Legend:**

**LSD** Last Stone Draw

**LSFE(\*)** Last Stone First End

**Q** Qualified for the play-offs

**X** Unplayed/unfinished end due to concession



### Session Results and Standings

Sheet	Team	LSD/LSFE	1	2	3	4	5	6	7	8	9	10	Extra Ends	Total
<b>B</b>	POL - Poland	66.8cm *	2	0	1	0	2	0	3	1	X	X		9
	EST - Estonia	75.1cm	0	2	0	1	0	0	0	0	X	X		3
<b>D</b>	POR - Portugal	227.0cm	1	0	1	0	0	1	0	X	X	X		3
	FRA - France	128.8cm *	0	3	0	4	2	0	1	X	X	X		10
<b>E</b>	DEN - Denmark	178.5cm	0	1	0	0	0	0	0	X	X	X		1
	BEL - Belgium	132.8cm *	2	0	1	1	1	1	1	X	X	X		7
<b>F</b>	HUN - Hungary	207.5cm *	0	1	3	0	1	0	0	2	0	0		7
	LAT - Latvia	262.9cm	1	0	0	1	0	2	2	0	3	4		13

### Current Standings

#### Group A

Rank	Team	Games	Wins	Losses	
1	FRA - France	6	5	1	Q
2	POL - Poland	5	4	1	
3	DEN - Denmark	6	4	2	
3	LAT - Latvia	6	4	2	
5	BEL - Belgium	5	3	2	
6	EST - Estonia	6	2	4	
7	HUN - Hungary	6	1	5	
8	POR - Portugal	6	0	6	

#### Group B

Rank	Team	Games	Wins	Losses	
1	ENG - England	5	5	0	Q
2	AUT - Austria	5	4	1	
3	ESP - Spain	5	3	2	
3	UKR - Ukraine	5	3	2	
5	SVK - Slovakia	5	2	3	
5	WAL - Wales	5	2	3	
7	IRL - Ireland	5	1	4	
8	LIE - Liechtenstein	5	0	5	

**Note:**

Under WCF rules, tie-breaking rules for standings are not applied until after the last game of the round robin.

**Legend:**

**LSD** Last Stone Draw

**LSFE(\*)** Last Stone First End

**Q** Qualified for the play-offs

**X** Unplayed/unfinished end due to concession

## Session Results and Standings

Sheet	Team	LSD/LSFE	1	2	3	4	5	6	7	8	9	10	Extra Ends	Total
C	EST - Estonia	253.9cm	0	1	0	0	3	1	0	1	1	X		7
	LAT - Latvia	62.5cm *	1	0	1	0	0	0	1	0	0	X		3
D	HUN - Hungary	243.6cm	0	0	0	2	0	0	0	1	0	X		3
	POL - Poland	31.7cm *	0	1	2	0	0	0	4	0	1	X		8
F	DEN - Denmark	145.0cm *	0	0	1	2	0	0	1	0	3	0		7
	FRA - France	155.0cm	1	3	0	0	1	0	0	2	0	1		8

## Current Standings

### Group A

Rank	Team	Games	Wins	Losses
1	DEN - Denmark	5	4	1
1	FRA - France	5	4	1
3	POL - Poland	4	3	1
4	LAT - Latvia	5	3	2
5	BEL - Belgium	4	2	2
6	EST - Estonia	5	2	3
7	HUN - Hungary	5	1	4
8	POR - Portugal	5	0	5

### Group B

Rank	Team	Games	Wins	Losses	
1	ENG - England	5	5	0	Q
2	AUT - Austria	5	4	1	
3	ESP - Spain	5	3	2	
3	UKR - Ukraine	5	3	2	
5	SVK - Slovakia	5	2	3	
5	WAL - Wales	5	2	3	
7	IRL - Ireland	5	1	4	
8	LIE - Liechtenstein	5	0	5	

**Note:**

Under WCF rules, tie-breaking rules for standings are not applied until after the last game of the round robin.

**Legend:**

**LSD** Last Stone Draw

**LSFE(\*)** Last Stone First End

**Q** Qualified for the play-offs

**X** Unplayed/unfinished end due to concession

### Session Results and Standings

Sheet	Team	LSD/LSFE	1	2	3	4	5	6	7	8	9	10	Extra Ends	Total
A	BEL - Belgium	150.0cm *	2	0	2	0	3	0	1	0	0	X		8
	POR - Portugal	399.2cm	0	0	0	1	0	2	0	1	2	X		6
B	ENG - England	332.6cm	1	1	0	2	0	0	2	0	4	X		10
	UKR - Ukraine	181.8cm *	0	0	1	0	1	0	0	0	0	X		2
C	ESP - Spain	268.5cm	1	0	1	0	2	0	0	X	X	X		4
	AUT - Austria	176.4cm *	0	1	0	2	0	4	3	X	X	X		10
E	SVK - Slovakia	171.3cm	0	0	1	0	1	0	0	0	0	X		2
	WAL - Wales	109.4cm *	2	0	0	2	0	1	1	1	1	X		8
F	LIE - Liechtenstein	390.6cm	0	1	0	1	0	1	0	0	X	X		3
	IRL - Ireland	276.7cm *	3	0	1	0	1	0	3	2	X	X		10

### Current Standings

#### Group A

Rank	Team	Games	Wins	Losses
1	DEN - Denmark	4	4	0
2	FRA - France	4	3	1
2	LAT - Latvia	4	3	1
4	POL - Poland	3	2	1
5	BEL - Belgium	4	2	2
6	EST - Estonia	4	1	3
6	HUN - Hungary	4	1	3
8	POR - Portugal	5	0	5

#### Group B

Rank	Team	Games	Wins	Losses
1	ENG - England	5	5	0
2	AUT - Austria	5	4	1
3	ESP - Spain	5	3	2
3	UKR - Ukraine	5	3	2
5	SVK - Slovakia	5	2	3
5	WAL - Wales	5	2	3
7	IRL - Ireland	5	1	4
8	LIE - Liechtenstein	5	0	5



**ECC 2023**  
Perth, Scotland

**TUE 21 NOV 2023**  
Start Time 14:00

**Le Gruyère AOP European Curling Championships 2023**

Dewars Centre Perth  
**B-Division Men**

**Round Robin Session 12**



## Session Results and Standings

**Note:**  
Under WCF rules, tie-breaking rules for standings are not applied until after the last game of the round robin.

**Legend:**  
**LSD** Last Stone Draw                      **LSFE(\*)** Last Stone First End                      **X** Unplayed/unfinished end due to concession



### Session Results and Standings

Sheet	Team	LSD/LSFE	1	2	3	4	5	6	7	8	9	10	Extra Ends	Total
<b>A</b>	UKR - Ukraine	30.0cm *	1	0	0	0	0	2	0	X	X	X		3
	SVK - Slovakia	250.7cm	0	1	1	3	1	0	5	X	X	X		11
<b>B</b>	IRL - Ireland	327.2cm	0	0	2	2	0	0	0	0	2	1	0	7
	AUT - Austria	46.1cm *	1	1	0	0	1	1	2	1	0	0	2	9
<b>C</b>	WAL - Wales	244.5cm	0	0	1	0	1	0	0	X	X	X		2
	ENG - England	152.9cm *	2	1	0	1	0	5	2	X	X	X		11
<b>D</b>	ESP - Spain	217.9cm *	0	2	0	2	1	2	1	2	X	X		10
	LIE - Liechtenstein	327.7cm	0	0	1	0	0	0	0	0	X	X		1
<b>F</b>	POR - Portugal	233.0cm	1	0	0	0	1	1	0	0	1	X		4
	DEN - Denmark	173.8cm *	0	3	1	2	0	0	1	1	0	X		8

### Current Standings

#### Group A

Rank	Team	Games	Wins	Losses
1	DEN - Denmark	4	4	0
2	FRA - France	4	3	1
2	LAT - Latvia	4	3	1
4	POL - Poland	3	2	1
5	BEL - Belgium	3	1	2
6	EST - Estonia	4	1	3
6	HUN - Hungary	4	1	3
8	POR - Portugal	4	0	4

#### Group B

Rank	Team	Games	Wins	Losses
1	ENG - England	4	4	0
2	AUT - Austria	4	3	1
2	ESP - Spain	4	3	1
2	UKR - Ukraine	4	3	1
5	SVK - Slovakia	4	2	2
6	WAL - Wales	4	1	3
7	IRL - Ireland	4	0	4
7	LIE - Liechtenstein	4	0	4





**Session Results and Standings**

Sheet	Team	LSD/LSFE	1	2	3	4	5	6	7	8	9	10	Extra Ends	Total
C	FRA - France	331.9cm	0	0	1	2	0	0	1	1	2	X		7
	BEL - Belgium	263.8cm *	0	0	0	0	2	0	0	0	0	X		2

**Current Standings**

**Group A**

Rank	Team	Games	Wins	Losses
1	DEN - Denmark	3	3	0
2	FRA - France	4	3	1
2	LAT - Latvia	4	3	1
4	POL - Poland	3	2	1
5	BEL - Belgium	3	1	2
6	EST - Estonia	4	1	3
6	HUN - Hungary	4	1	3
8	POR - Portugal	3	0	3

**Group B**

Rank	Team	Games	Wins	Losses
1	ENG - England	3	3	0
1	UKR - Ukraine	3	3	0
3	AUT - Austria	3	2	1
3	ESP - Spain	3	2	1
5	SVK - Slovakia	3	1	2
5	WAL - Wales	3	1	2
7	IRL - Ireland	3	0	3
7	LIE - Liechtenstein	3	0	3

**Note:**

Under WCF rules, tie-breaking rules for standings are not applied until after the last game of the round robin.

**Legend:**

**LSD** Last Stone Draw

**LSFE(\*)** Last Stone First End

**X** Unplayed/unfinished end due to concession

### Session Results and Standings

Sheet	Team	LSD/LSFE	1	2	3	4	5	6	7	8	9	10	Extra Ends	Total
A	LAT - Latvia	183.5cm *	0	1	1	1	0	0	1	0	0	2		6
	POL - Poland	352.5cm	0	0	0	0	2	2	0	0	1	0		5
B	LIE - Liechtenstein	181.0cm	0	0	0	0	2	0	1	0	X	X		3
	WAL - Wales	121.7cm *	3	4	1	2	0	1	0	2	X	X		13
C	IRL - Ireland	221.4cm *	0	0	1	0	1	0	0	1	1	0		4
	SVK - Slovakia	301.3cm	0	0	0	2	0	1	1	0	0	2		6
D	AUT - Austria	265.3cm	0	0	2	0	2	1	0	0	1	0		6
	UKR - Ukraine	41.2cm *	2	1	0	1	0	0	2	1	0	1		8
E	HUN - Hungary	43.5cm *	2	1	0	0	2	1	1	1	2	X		10
	EST - Estonia	294.5cm	0	0	3	1	0	0	0	0	0	X		4
F	ESP - Spain	26.5cm *	2	0	0	0	0	1	0	X	X	X		3
	ENG - England	64.4cm	0	2	3	1	3	0	1	X	X	X		10

### Current Standings

#### Group A

Rank	Team	Games	Wins	Losses
1	DEN - Denmark	3	3	0
2	LAT - Latvia	4	3	1
3	FRA - France	3	2	1
3	POL - Poland	3	2	1
5	BEL - Belgium	2	1	1
6	EST - Estonia	4	1	3
6	HUN - Hungary	4	1	3
8	POR - Portugal	3	0	3

#### Group B

Rank	Team	Games	Wins	Losses
1	ENG - England	3	3	0
1	UKR - Ukraine	3	3	0
3	AUT - Austria	3	2	1
3	ESP - Spain	3	2	1
5	SVK - Slovakia	3	1	2
5	WAL - Wales	3	1	2
7	IRL - Ireland	3	0	3
7	LIE - Liechtenstein	3	0	3





**ECC 2023**  
Perth, Scotland

**MON 20 NOV 2023**  
Start Time 12:00

**Le Gruyère AOP European Curling Championships 2023**

Dewars Centre Perth

**B-Division Men**

**Round Robin Session 8**



## Session Results and Standings

**Note:**  
Under WCF rules, tie-breaking rules for standings are not applied until after the last game of the round robin.

**Legend:**  
**LSD** Last Stone Draw                      **LSFE(\*)** Last Stone First End                      **X** Unplayed/unfinished end due to concession



### Session Results and Standings

Sheet	Team	LSD/LSFE	1	2	3	4	5	6	7	8	9	10	Extra Ends	Total
<b>A</b>	AUT - Austria	250.2cm *	1	0	4	0	5	0	2	0	2	X		14
	LIE - Liechtenstein	331.6cm	0	1	0	1	0	1	0	1	0	X		4
<b>B</b>	DEN - Denmark	56.2cm *	1	1	1	0	2	0	0	1	0	0		6
	HUN - Hungary	168.0cm	0	0	0	2	0	0	1	0	1	1		5
<b>C</b>	UKR - Ukraine	222.5cm	0	1	1	0	3	2	0	3	5	X		15
	WAL - Wales	106.3cm *	2	0	0	3	0	0	1	0	0	X		6
<b>E</b>	LAT - Latvia	87.6cm *	0	2	2	0	0	3	4	X	X	X		11
	POR - Portugal	315.2cm	1	0	0	1	1	0	0	X	X	X		3
<b>F</b>	FRA - France	248.7cm *	2	0	0	3	0	0	2	0	2	X		9
	EST - Estonia	294.8cm	0	1	1	0	1	1	0	1	0	X		5

### Current Standings

#### Group A

Rank	Team	Games	Wins	Losses
1	DEN - Denmark	3	3	0
2	POL - Poland	2	2	0
3	FRA - France	3	2	1
3	LAT - Latvia	3	2	1
5	BEL - Belgium	2	1	1
6	EST - Estonia	3	1	2
7	HUN - Hungary	3	0	3
7	POR - Portugal	3	0	3

#### Group B

Rank	Team	Games	Wins	Losses
1	AUT - Austria	2	2	0
1	ENG - England	2	2	0
1	ESP - Spain	2	2	0
1	UKR - Ukraine	2	2	0
5	IRL - Ireland	2	0	2
5	LIE - Liechtenstein	2	0	2
5	SVK - Slovakia	2	0	2
5	WAL - Wales	2	0	2





**Session Results and Standings**

Sheet	Team	LSD/LSFE	1	2	3	4	5	6	7	8	9	10	Extra Ends	Total
A	ENG - England	313.6cm	0	2	0	1	0	2	1	2	0	1		9
	IRL - Ireland	77.1cm *	2	0	4	0	1	0	0	0	1	0		8
B	EST - Estonia	228.7cm	2	0	2	0	3	0	0	2	2	2		13
	POR - Portugal	161.1cm *	0	1	0	2	0	2	4	0	0	0		9
C	BEL - Belgium	95.9cm *	2	1	1	0	2	1	0	3	X	X		10
	HUN - Hungary	229.2cm	0	0	0	2	0	0	1	0	X	X		3
D	LAT - Latvia	189.9cm *	1	0	0	2	0	1	0	X	X	X		4
	DEN - Denmark	246.4cm	0	6	2	0	1	0	2	X	X	X		11
E	POL - Poland	124.2cm	0	0	0	0	1	1	0	2	1	1		6
	FRA - France	78.6cm *	3	0	0	0	0	0	1	0	0	0		4
F	SVK - Slovakia	221.8cm	0	2	0	0	2	0	0	0	2	0		6
	ESP - Spain	76.4cm *	2	0	1	0	0	1	1	1	0	1		7

**Current Standings**

**Group A**

Rank	Team	Games	Wins	Losses
1	DEN - Denmark	2	2	0
1	POL - Poland	2	2	0
3	BEL - Belgium	2	1	1
3	EST - Estonia	2	1	1
3	FRA - France	2	1	1
3	LAT - Latvia	2	1	1
7	HUN - Hungary	2	0	2
7	POR - Portugal	2	0	2

**Group B**

Rank	Team	Games	Wins	Losses
1	ENG - England	2	2	0
1	ESP - Spain	2	2	0
3	AUT - Austria	1	1	0
3	UKR - Ukraine	1	1	0
5	LIE - Liechtenstein	1	0	1
5	WAL - Wales	1	0	1
7	IRL - Ireland	2	0	2
7	SVK - Slovakia	2	0	2





## Session Results and Standings

Sheet	Team	LSD/LSFE	1	2	3	4	5	6	7	8	9	10	Extra Ends	Total
F	WAL - Wales	224.2cm	2	0	1	0	1	0	1	0	1	X		6
	AUT - Austria	160.4cm *	0	2	0	2	0	3	0	1	0	X		8

## Current Standings

### Group A

Rank	Team	Games	Wins	Losses
1	DEN - Denmark	1	1	0
1	FRA - France	1	1	0
1	LAT - Latvia	1	1	0
1	POL - Poland	1	1	0
5	BEL - Belgium	1	0	1
5	EST - Estonia	1	0	1
5	HUN - Hungary	1	0	1
5	POR - Portugal	1	0	1

### Group B

Rank	Team	Games	Wins	Losses
1	AUT - Austria	1	1	0
1	ENG - England	1	1	0
1	ESP - Spain	1	1	0
1	UKR - Ukraine	1	1	0
5	IRL - Ireland	1	0	1
5	LIE - Liechtenstein	1	0	1
5	SVK - Slovakia	1	0	1
5	WAL - Wales	1	0	1

**Note:**

Under WCF rules, tie-breaking rules for standings are not applied until after the last game of the round robin.

**Legend:**

**LSD** Last Stone Draw

**LSFE(\*)** Last Stone First End

**X** Unplayed/unfinished end due to concession



### Session Results and Standings

Sheet	Team	LSD/LSFE	1	2	3	4	5	6	7	8	9	10	Extra Ends	Total
A	FRA - France	259.9cm *	2	0	0	3	0	2	0	2	0	1		10
	HUN - Hungary	316.2cm	0	2	1	0	2	0	1	0	1	0		7
B	LAT - Latvia	259.9cm *	1	1	0	1	0	2	0	2	1	0		8
	BEL - Belgium	369.3cm	0	0	3	0	1	0	1	0	0	1		6
C	POR - Portugal	185.8cm	0	0	1	0	1	1	1	0	0	X		4
	POL - Poland	70.3cm *	3	1	0	0	0	0	0	4	2	X		10
D	SVK - Slovakia	218.4cm	0	0	0	1	0	0	0	3	0	X		4
	ENG - England	92.9cm *	0	2	1	0	3	1	0	0	1	X		8
E	ESP - Spain	230.9cm *	0	1	2	1	0	0	3	0	2	X		9
	IRL - Ireland	249.1cm	0	0	0	0	2	1	0	3	0	X		6
F	UKR - Ukraine	346.5cm	1	3	0	2	2	5	4	X	X	X		17
	LIE - Liechtenstein	134.7cm *	0	0	3	0	0	0	0	X	X	X		3

### Current Standings

#### Group A

Rank	Team	Games	Wins	Losses
1	DEN - Denmark	1	1	0
1	FRA - France	1	1	0
1	LAT - Latvia	1	1	0
1	POL - Poland	1	1	0
5	BEL - Belgium	1	0	1
5	EST - Estonia	1	0	1
5	HUN - Hungary	1	0	1
5	POR - Portugal	1	0	1

#### Group B

Rank	Team	Games	Wins	Losses
1	ENG - England	1	1	0
1	ESP - Spain	1	1	0
1	UKR - Ukraine	1	1	0
4	IRL - Ireland	1	0	1
4	LIE - Liechtenstein	1	0	1
4	SVK - Slovakia	1	0	1
	AUT - Austria	0		
	WAL - Wales	0		



**ECC 2023**  
Perth, Scotland

**SAT 18 NOV 2023**  
Start Time 14:00

**Le Gruyère AOP European Curling Championships 2023**

Dewars Centre Perth

**B-Division Men**

**Round Robin Session 2**



## Session Results and Standings

**Note:**  
Under WCF rules, tie-breaking rules for standings are not applied until after the last game of the round robin.

**Legend:**  
**LSD** Last Stone Draw                      **LSFE(\*)** Last Stone First End                      **X** Unplayed/unfinished end due to concession





### Session Results and Standings

Sheet	Team	LSD/LSFE	1	2	3	4	5	6	7	8	9	10	Extra Ends	Total
A	EST - Estonia	117.5cm	0	0	2	0	0	1	0	2	0	X		5
	DEN - Denmark	106.7cm *	2	1	0	2	2	0	1	0	1	X		9

### Current Standings

#### Group A

Rank	Team	Games	Wins	Losses
1	DEN - Denmark	1	1	0
2	EST - Estonia	1	0	1
	BEL - Belgium	0		
	FRA - France	0		
	HUN - Hungary	0		
	LAT - Latvia	0		
	POL - Poland	0		
	POR - Portugal	0		

#### Group B

Rank	Team	Games	Wins	Losses
	AUT - Austria			
	ENG - England			
	ESP - Spain			
	IRL - Ireland			
	LIE - Liechtenstein			
	SVK - Slovakia			
	UKR - Ukraine			
	WAL - Wales			

**Note:**  
Under WCF rules, tie-breaking rules for standings are not applied until after the last game of the round robin.

**Legend:**  
LSD Last Stone Draw      LSFE(\*) Last Stone First End      X Unplayed/unfinished end due to concession



## Entry List by Event

As of FRI 17 NOV 2023

<b>AUT - Austria</b>		<b>Group B</b>
4 S	GENNER Mathias	L
3 V	BACKOFEN Jonas	R
2	REICHEL Martin	R
1	MAVEC Florian	R
A	JOECHL Moritz	R
C	SCHROEDER Bjoern (GER)	
2C	JENTSCH Daniela (GER)	
O	FAROVA Michaela	

<b>BEL - Belgium</b>		<b>Group A</b>
4 V	SPRUYT Jeroen	R
3 S	VERREYCKEN Timo	R
2	VERMEIREN Tuur	R
1	YSKOUT Daan	L
A	HEYLEN Dirk	L
C	NEELEMAN Wim (NED)	
O	VERREYCKEN Joris	
O	-	

<b>DEN - Denmark</b>		<b>Group A</b>
4 S	KRAUSE Mikkel	R
3 V	NOERGAARD Mads	R
2	HOLTERMANN Henrik	R
1	SOEE Oliver	R
A	KARGER Christian	R
C	TSCHIRHART Bill (CAN)	
O	-	
O	-	

<b>ENG - England</b>		<b>Group B</b>
4 S	RETCHLESS Rob	R
3	SUGDEN Jotham	R
2	GIBSON Scott	R
1 V	HAVERCROFT Jonathan	R
A	PRICE Felix	R
C	RAMSAY David (SCO)	
O	-	
O	-	

<b>ESP - Spain</b>		<b>Group B</b>
4 S	GARCIA VEZ Gontzal	L
3	MUNTE Javier	R
2	GARCIA Angel	R
1 V	MIRETE Victor	R
A	GARCIA ROMAN Manuel	R
C	-	
O	VEZ BILBAO Sorkunde	
O	-	

<b>EST - Estonia</b>		<b>Group A</b>
4 S	VELTSMAN Eduard	L
3 V	KIZIRIDI Janis	R
2	ANDRE Aleksander	R
1	DZENDZELJUK Igor	R
A	DOTSENKO Konstantin	R
C	BROWN Derek (SCO)	
O	-	
O	-	

<b>FRA - France</b>		<b>Group A</b>
4 V	MORARD Quentin	R
3 S	MERCIER Eddy	R
2	VALVASSORI Yannick	R
1	GAUDIN Killian	R
A	-	
C	MERCIER Thierry	
O	ALLEMAND Arthur	
O	-	

<b>HUN - Hungary</b>		<b>Group A</b>
4 V	KISS Zsolt	R
3 S	CZERMANN Kristof	L
2	BALAZS David	R
1	TUESKE Milan	R
A	KALOCSAY Otto	L
C	-	
O	-	
O	-	

<b>IRL - Ireland</b>		<b>Group B</b>
4 S	WILSON John	R
3 V	PARADIS Kyle	L
2	RUSSELL James	L
1	WHYTE Craig	R
A	McCROSSAN Eoin	R
C	-	
O	-	
O	-	

<b>LAT - Latvia</b>		<b>Group A</b>
4 S	TRUKSANS Martins	R
3 V	KLIVE Janis	R
2	AVOTINS Aivars	R
1	BUHOLCS Sandris	R
A	-	
C	-	
O	-	
O	-	

## Entry List by Event

As of FRI 17 NOV 2023

<b>LIE - Liechtenstein</b>		<b>Group B</b>
4 S	MATT Lukas	R
3 V	SPRENGER Harald	R
2	ZIMMERMANN Johannes	R
1	PRASCH Peter	R
A	LIESCH Mauro	R
C	BRUEHWILER Marianne (SUI)	
O	-	
O	-	

<b>POL - Poland</b>		<b>Group A</b>
4 S	STYCH Konrad	R
3 V	DOMIN Krzysztof	R
2	CIEMINSKI Marcin	R
1	LOBAZA Bartosz	R
A	GRZELKA Maksym	R
C	-	
O	-	
O	-	

<b>POR - Portugal</b>		<b>Group A</b>
4 S	RIBAU Chris	R
3 V	SANTOS Vitor	R
2	SANTOS Ramiro	L
1	CHAVES Allan	R
A	SCHOLS Tim	R
C	MARSHALL Perry (CAN)	
NC	SIMPSON Fiona Grace (SCO)	
O	-	

<b>SVK - Slovakia</b>		<b>Group B</b>
4 V	POLAK Jakub	R
3 S	GALLO Juraj	R
2	PITONAK Tomas	R
1	MASARYK Robert	R
A	-	
C	-	
O	-	
O	-	

<b>UKR - Ukraine</b>		<b>Group B</b>
4 S	NIKOLOV Eduard	R
3	SHCHUR Yaroslav	R
2	SUHAK Artem	R
1 V	KOVAL Vladyslav	R
A	HASYNETS Artem	R
C	LILL Erkki (EST)	
O	MOSKALENKO Diana	
O	MOSOL Anastasiia	

<b>WAL - Wales</b>		<b>Group B</b>
4 S	POUGHER James	L
3	PHILLIPS Rhys	R
2 V	COOMBS Garry	R
1	POUGHER Simon	R
A	LLOYD Martin	R
C	-	
NC	FLETCHER Jamie (CAN)	
O	BEEVER Laura	

**Note:**

Position and function for each team member:

**4** = Fourth, **3** = Third, **2** = Second, **1** = Lead, **A** = Alternate, **S** = Skip, **V** = Vice-Skip

**C** = Coach, **2C** = 2nd Team Coach, **NC** = National Coach, **T** = Translator, **O** = Team Official

**Legend:**

**L** Left-handed

**R** Right-handed



## Competition Officials

As of SAT 18 NOV 2023

Function	Name	Organisation
<b>WCF President:</b>	WELLING Beau	USA - United States
<b>WCF Head of Competitions:</b>	ROETHLISBERGER Eeva	SUI - Switzerland
<b>WCF Technical Delegate:</b>	MUTCH Laura	SCO - Scotland
<b>Chief Umpire:</b>	BOMAS Bob	NED - Netherlands
<b>Deputy Chief Umpire:</b>	McGOWAN John	SCO - Scotland
<b>Game Umpires:</b>	CHMIEL-NOWAK Magdalena	NED - Netherlands
	MATAU Gheorghe	ROU - Romania
	MONZO Bernat	ESP - Spain
	PLUTA Marta	POL - Poland
	STEWART Jim	SCO - Scotland
<b>Chief Timer:</b>	WALKER Stuart	SCO - Scotland
<b>Deputy Chief Timer:</b>	DE LOTTO Giorgia	ITA - Italy
<b>Chief Ice Technician:</b>	MARTIN Paul	SCO - Scotland
<b>Deputy Chief Ice Technician:</b>	MARTIN Phil	SCO - Scotland
	McLACHLAN Stuart	SCO - Scotland

