

Medallists

Médaillé(e)s

As of SAT 30 NOV 2013

Medal	Country	Name
GOLD	SUI - Switzerland	MICHEL Sven PAETZ Claudio TROLLIET Sandro GEMPELER Simon SCHWARZ Benoit HUERLIMANN Robert
SILVER	NOR - Norway	ULSRUD Thomas NERGAARD Torger SVAE Christoffer PETERSSON Haavard Vad HOEIBERG Markus TRULSEN Paal
BRONZE	SCO - Scotland	MURDOCH David DRUMMOND Greg ANDREWS Scott GOODFELLOW Michael BREWSTER Tom GRAN Soeren

Final Standings

Classement final

	Team	Players	Position - Function
Gold	SUI - Switzerland	MICHEL Sven	4 S
		PAETZ Claudio	3 V
		TROLLIET Sandro	2
		GEMPELER Simon	1
		SCHWARZ Benoit	A
Silver	NOR - Norway	ULSRUD Thomas	4 S
		NERGAARD Torger	3 V
		SVAE Christoffer	2
		PETERSSON Haavard Vad	1
		HOEIBERG Markus	A
Bronze	SCO - Scotland	MURDOCH David	4 S
		BREWSTER Tom	A
		DRUMMOND Greg	3 V
		ANDREWS Scott	2
		GOODFELLOW Michael	1
4	DEN - Denmark	STJERNE Rasmus	4 S
		FREDERIKSEN Johnny	3 V
		POULSEN Mikkel	2
		HARRY Troels	1
		VILANDT Lars	A
5	SWE - Sweden	EDIN Niklas	4 S
		KRAUPP Sebastian	3 V
		LINDBERG Fredrik	2
		KJAELL Viktor	1
		ERIKSSON Oskar	A
6	RUS - Russia	DROZDOV Andrey	2 S
		ARKHIPOV Evgeniy	4 V
		STUKALSKY Alexey	3
		DRON Petr	1
		KOZYREV Alexander	A
7	CZE - Czech Republic	SNITIL Jiri	4 S
		SNITIL Martin	3 V
		KITZBERGER Jindrich	A
		VYDRA Marek	1
		BARES Jakub	2
8	LAT - Latvia	GULBIS Ritvars	4 S
		SARSUNS Normunds	3 V
		AVOTINS Aivars	2
		GERHARDS Arturs	1
		BUSMANIS Raivis	A
9	FRA - France	VINCENT Joffrey	4 S
		VINCENT Guillaume	3 V
		BUTTOUDIN Frederic	1
		VINCENT Rodolphe	2
		BERRIN Tom	A
10	FIN - Finland	ANTTILA Toni	4 V
		RANTAMAEKI Tomi	3 S
		PEURA Pekka	2
		POELLAENEN Jermu	1
		ILVONEN Kimmo	A

NOTE

Team position and functions are attached to each team member's name as follows:

4 = Fourth, **3** = Third, **2** = Second, **1** = Lead, **A** = Alternate, **S** = Skip, **V** = Vice-Skip, **C** = Coach

Competition Summary

Résumé de la compétition

As of SAT 30 NOV 2013

Session	Date	Time	Sheet A	Sheet B	Sheet C	Sheet D	Sheet E
Session 1	23 Nov	08:00	FRA - SUI 3 : 13	SCO - DEN 6 : 10	RUS - FIN 7 : 4	CZE - SWE 2 : 8	NOR - LAT 7 : 4
Session 2	23 Nov	19:30	DEN - CZE 6 : 4	SUI - SWE 5 : 6	NOR - FRA 9 : 3	LAT - FIN 8 : 7	SCO - RUS 7 : 3
Session 3	24 Nov	12:00	FIN - SCO 4 : 9	FRA - LAT 6 : 8	SUI - CZE 5 : 3	RUS - NOR 2 : 7	DEN - SWE 9 : 3
Session 4	24 Nov	20:00	SWE - NOR 6 : 7	RUS - CZE 6 : 8	LAT - DEN 2 : 6	FIN - FRA 5 : 6	SUI - SCO 8 : 6
Session 5	25 Nov	14:00	RUS - DEN 4 : 7	NOR - SUI 8 : 6	FRA - SWE 2 : 6	SCO - LAT 7 : 6	CZE - FIN 9 : 11
Session 6	26 Nov	08:00	NOR - FIN 10 : 4	DEN - FRA 9 : 2	CZE - SCO 5 : 9	SWE - RUS 5 : 6	LAT - SUI 6 : 7
Session 7	26 Nov	16:00	SCO - SWE 9 : 5	LAT - RUS 4 : 7	FIN - SUI 7 : 9	NOR - DEN 7 : 3	FRA - CZE 6 : 7
Session 8	27 Nov	09:00	SUI - RUS 8 : 3	CZE - NOR 4 : 6	SWE - LAT 7 : 3	FRA - SCO 2 : 9	FIN - DEN 5 : 8
Session 9	27 Nov	19:00	CZE - LAT 8 : 4	SWE - FIN 8 : 5	SCO - NOR 6 : 5	DEN - SUI 4 : 5	RUS - FRA 10 : 2
Page	28 Nov	20:00		SCO - DEN 5 : 6			SUI - NOR 4 : 7
Semifinal	29 Nov	20:00			SUI - DEN 8 : 7		
Bronze Medal	30 Nov	10:00		SCO - DEN 7 : 6			
Gold Medal	30 Nov	15:00				SUI - NOR 8 : 6	

Standings after Round Robin

Rank	Team	Games	Wins	Losses	
1	NOR - Norway	9	8	1	Q
2	SUI - Switzerland	9	7	2	Q w2
3	DEN - Denmark	9	7	2	Q w1
4	SCO - Scotland	9	7	2	Q w0
5	SWE - Sweden	9	5	4	
6	RUS - Russia	9	4	5	
7	CZE - Czech Republic	9	3	6	
8	LAT - Latvia	9	2	7	CH
9	FRA - France	9	1	8	>B w1
10	FIN - Finland	9	1	8	>B w0

Championship Bracket

Play-offs	Semifinal	Finals	Final Standings
1 NOR 7		NOR 6	Gold SUI - Switzerland
2 SUI 4	SUI 8	SUI 8	Silver NOR - Norway
3 DEN 6	DEN 7	DEN 6	Bronze SCO - Scotland
4 SCO 5		SCO 7	4 DEN - Denmark
			5 SWE - Sweden
			6 RUS - Russia
			7 CZE - Czech Republic
			8 LAT - Latvia
			9 FRA - France
			10 FIN - Finland

LEGEND

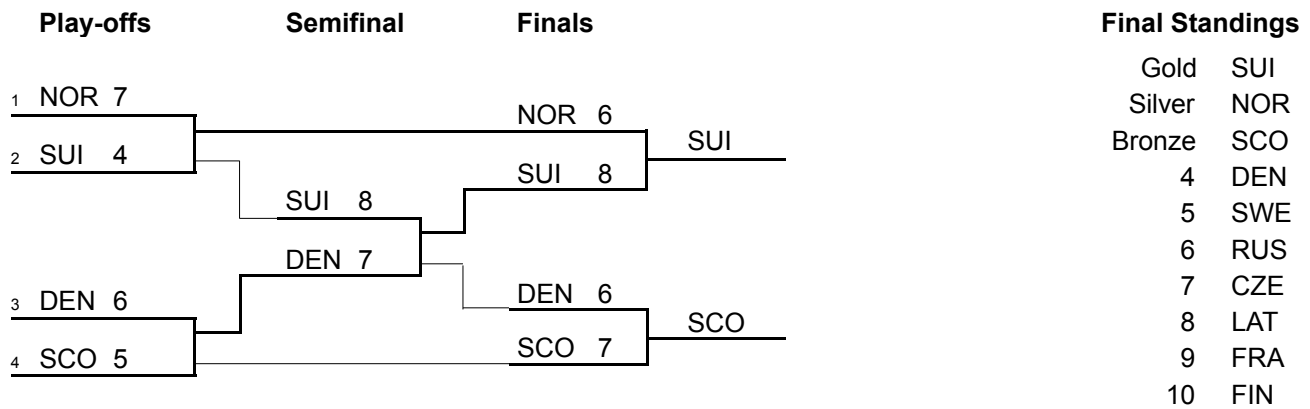
Q Qualified for the play-offs **wx** Number of wins (x) against tied teams

Session Results and Standings

Résultats de la session et classement

Sheet	Game	Team	LSFE	1	2	3	4	5	6	7	8	9	10	Extra Ends	Total
D	12	SUI - Switzerland		0	0	3	0	1	0	0	3	0	1		8
	11	NOR - Norway	*	0	2	0	2	0	0	0	0	2	0		6

Championship Bracket



LEGEND
LSFE (*) Last stone first end

Game Results

Résultats de la partie

Sheet	Game	Team	LSFE	1	2	3	4	5	6	7	8	9	10	Extra Ends	Total
D	12	SUI - Switzerland		0	0	3	0	1	0	0	3	0	1		8
	11	NOR - Norway	*	0	2	0	2	0	0	0	0	2	0		6

SUI - Switzerland		Game	All
4 S	MICHEL Sven	90 %	82 %
3 V	PAETZ Claudio	81 %	82 %
2	SCHWARZ Benoit	83 %	83 %
1	GEMPELER Simon	92 %	88 %
A	TROLLIET Sandro	- %	78 %
Team Total		86 %	83 %

NOR - Norway		Game	All
4 S	ULSRUD Thomas	73 %	86 %
3 V	NERGAARD Torger	90 %	91 %
2	SVAE Christoffer	75 %	84 %
1	PETERSSON Haavard Vad	86 %	87 %
A	HOEIBERG Markus	- %	100 %
Team Total		81 %	87 %

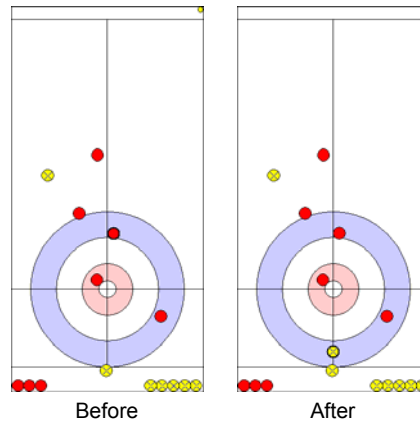
Time remaining: 1 minute 53 seconds

Time remaining: 1 minute 9 seconds

Time-out: end 1 - SUI stone 4

Most Important Shot:

Switzerland is laying four stones in the house, forcing Norway to play a Draw on the button to score. The Norwegian Skip ULSRUD T played his stone too heavy, ending up back twelve, which gave Switzerland a steal of three.



End: 8
Team: NOR - Norway
Player: ULSRUD T
Stone: Fourth, 2nd stone
Task: Draw
Handle: In-turn
Points: 0%

● SUI
● NOR

NOTE

Team position and functions are attached to each team member's name as follows:
4 = Fourth, 3 = Third, 2 = Second, 1 = Lead, A = Alternate, S = Skip, V = Vice-Skip

LEGEND

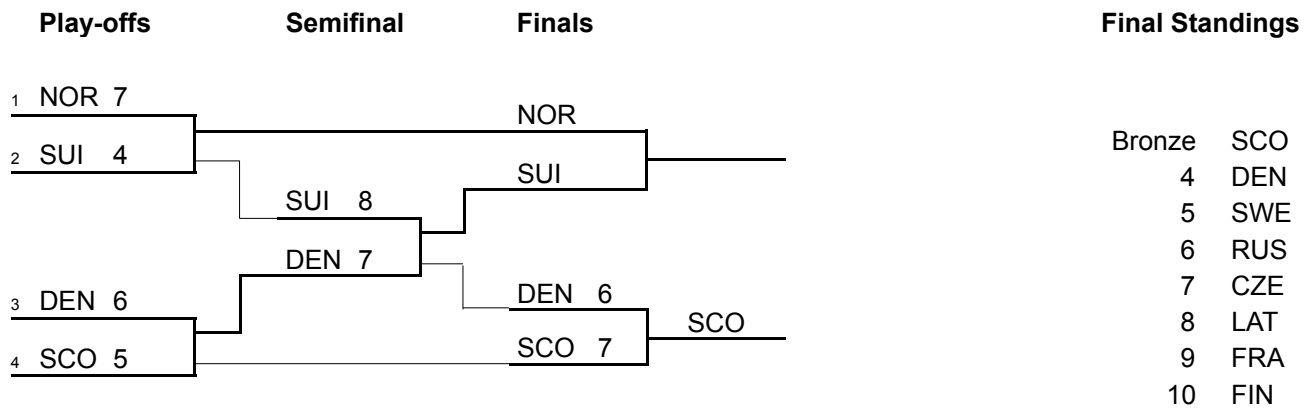
LSFE (*) Last stone first end

Session Results and Standings

Résultats de la session et classement

Sheet	Game	Team	LSFE	1	2	3	4	5	6	7	8	9	10	Extra Ends	Total
B	11	SCO - Scotland		0	1	0	0	3	0	0	1	0	2		7
	12	DEN - Denmark	*	2	0	1	0	0	2	0	0	1	0		6

Championship Bracket



LEGEND
LSFE (*) Last stone first end

Game Results

Résultats de la partie

Sheet	Game	Team	LSFE	1	2	3	4	5	6	7	8	9	10	Extra Ends	Total
B	11	SCO - Scotland		0	1	0	0	3	0	0	1	0	2		7
	12	DEN - Denmark	*	2	0	1	0	0	2	0	0	1	0		6

SCO - Scotland		Game	All
4 S	MURDOCH David	88 %	79 %
3 V	DRUMMOND Greg	89 %	83 %
2	ANDREWS Scott	83 %	82 %
1	GOODFELLOW Michael	90 %	86 %
A	BREWSTER Tom	- %	- %
Team Total		87 %	82 %

Time remaining: 6 minutes 22 seconds

Time-out: end 9 - SCO stone 3

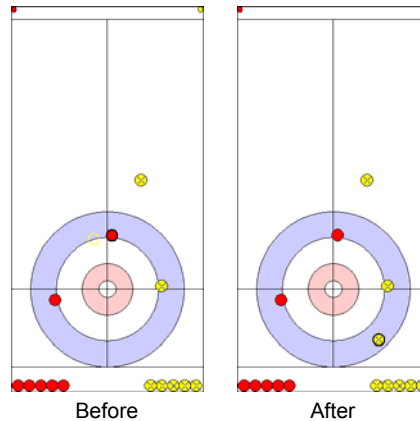
DEN - Denmark		Game	All
4 S	STJERNE Rasmus	80 %	81 %
3 V	FREDERIKSEN Johnny	79 %	80 %
2	POULSEN Mikkel	78 %	83 %
1	HARRY Troels	90 %	85 %
A	VILANDT Lars	- %	- %
Team Total		82 %	82 %

Time remaining: 10 minutes 38 seconds

Time-out: end 10 - DEN stone 7

Most Important Shot:

The Danish Skip STJERNE R tried to draw behind the only guard to force an extra end with a steal. The stone was too heavy and Scotland won the game and the Bronze medal without playing their last stone.



End: 10
Team: DEN - Denmark
Player: STJERNE R
Stone: Fourth, 2nd stone
Task: Draw
Handle: Out-turn
Points: 0%

● SCO
● DEN

NOTE

Team position and functions are attached to each team member's name as follows:
4 = Fourth, 3 = Third, 2 = Second, 1 = Lead, A = Alternate, S = Skip, V = Vice-Skip

LEGEND

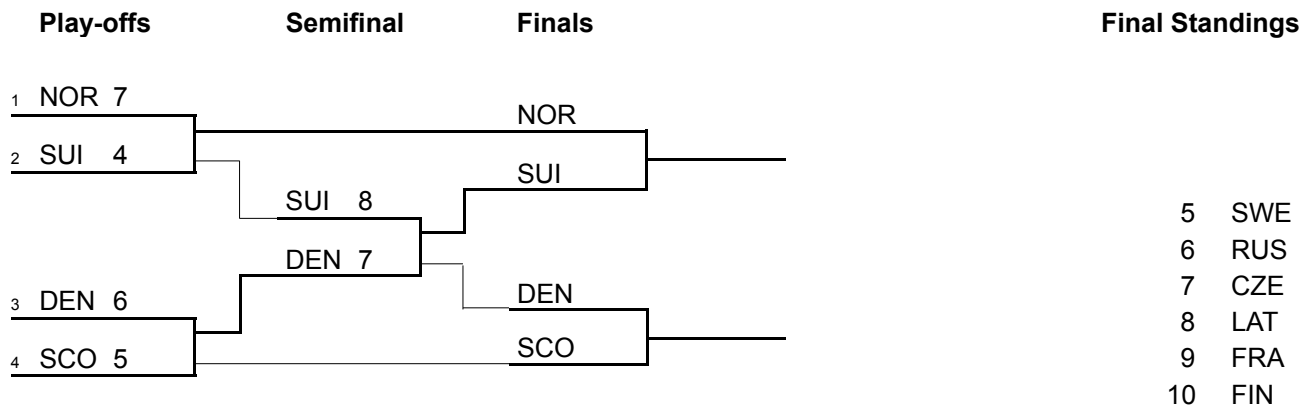
LSFE (*) Last stone first end

Session Results and Standings

Résultats de la session et classement

Sheet	Game	Team	LSFE	1	2	3	4	5	6	7	8	9	10	Extra Ends	Total
C	11	SUI - Switzerland	*	2	0	2	0	1	0	0	2	0	1		8
	11	DEN - Denmark		0	2	0	1	0	2	0	0	2	0		7

Championship Bracket



LEGEND
LSFE (*) Last stone first end

Game Results

Résultats de la partie

Sheet	Game	Team	LSFE	1	2	3	4	5	6	7	8	9	10	Extra Ends	Total
C	11	SUI - Switzerland	*	2	0	2	0	1	0	0	2	0	1		8
	11	DEN - Denmark		0	2	0	1	0	2	0	0	2	0		7

SUI - Switzerland			Game	All
4 S	MICHEL Sven		81 %	81 %
3 V	PAETZ Claudio		84 %	83 %
2	SCHWARZ Benoit		80 %	84 %
1	GEMPELER Simon		87 %	88 %
A	TROLLIET Sandro		- %	78 %
Team Total			83 %	83 %

Time remaining: 5 minutes 45 seconds

Time-out: end 8 - SUI stone 7

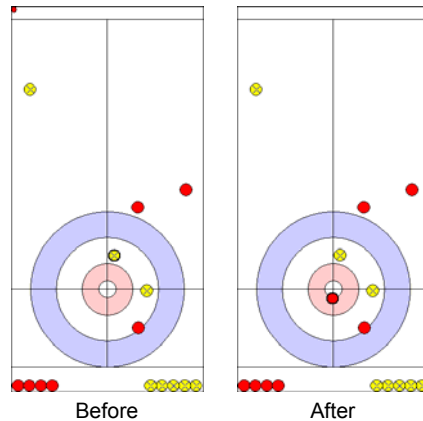
DEN - Denmark			Game	All
4 S	STJERNE Rasmus		86 %	81 %
3 V	FREDERIKSEN Johnny		78 %	80 %
2	POULSEN Mikkel		81 %	83 %
1	HARRY Troels		89 %	85 %
A	VILANDT Lars		- %	- %
Team Total			83 %	82 %

Time remaining: 1 minute 28 seconds

Time-out: end 9 - DEN stone 7

Most Important Shot:

The Danish Skip STJERNE R played an excellent Draw to the centre of the top of the eight foot, forcing the Swiss Skip MICHEL S to draw on the four foot to score one. He makes the stone and score one for the win with 8-7.



End: 10
Team: SUI - Switzerland
Player: MICHEL S
Stone: Fourth, 2nd stone
Task: Draw
Handle: Out-turn
Points: 100%

● SUI
● DEN

NOTE

Team position and functions are attached to each team member's name as follows:
4 = Fourth, 3 = Third, 2 = Second, 1 = Lead, A = Alternate, S = Skip, V = Vice-Skip

LEGEND

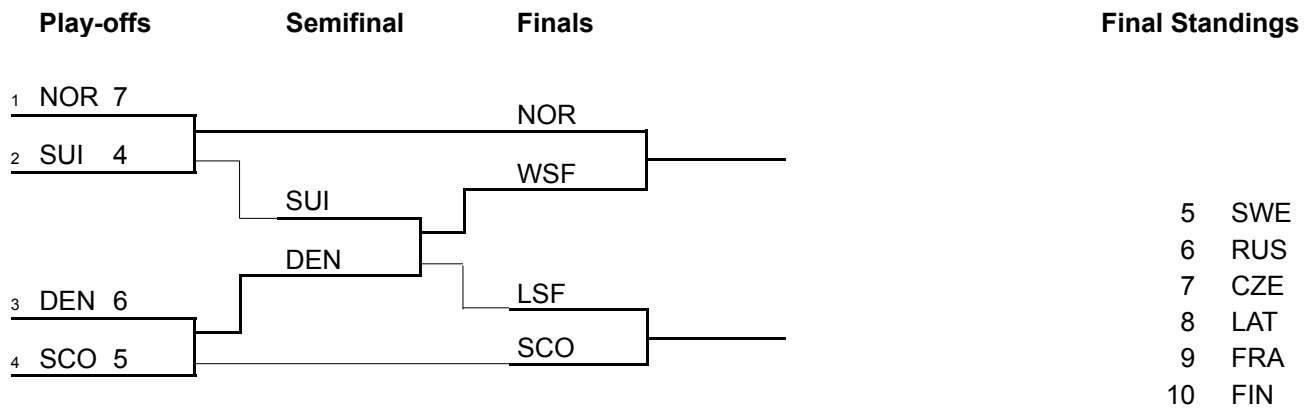
LSFE (*) Last stone first end

Session Results and Standings

Résultats de la session et classement

Sheet	Game	Team	LSFE	1	2	3	4	5	6	7	8	9	10	Extra	Ends	Total
E	10	SUI - Switzerland		0	0	0	1	0	0	2	0	1	X			4
	10	NOR - Norway	*	0	3	0	0	2	0	0	2	0	X			7
B	10	SCO - Scotland		0	2	0	1	1	0	1	0	0	0			5
	10	DEN - Denmark	*	1	0	1	0	0	2	0	1	0	1			6

Championship Bracket



LEGEND

LSF Loser of semifinal

LSFE (*) Last stone first end

WSF Winner of semifinal

X Unplayed/unfinished end due to concession

Game Results

Résultats de la partie

Sheet	Game	Team	LSFE	1	2	3	4	5	6	7	8	9	10	Extra Ends	Total
E	10	SUI - Switzerland		0	0	0	1	0	0	2	0	1	X		4
	10	NOR - Norway	*	0	3	0	0	2	0	0	2	0	X		7

SUI - Switzerland			Game	All
4 S	MICHEL Sven		76 %	81 %
3 V	PAETZ Claudio		82 %	82 %
2	SCHWARZ Benoit		86 %	85 %
1	GEMPELER Simon		99 %	88 %
A	TROLLIET Sandro		- %	78 %
Team Total			86 %	83 %

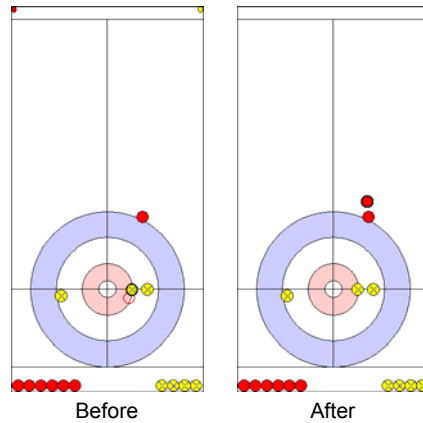
NOR - Norway			Game	All
4 S	ULSRUD Thomas		93 %	87 %
3 V	NERGAARD Torger		96 %	91 %
2	SVAE Christoffer		78 %	85 %
1	PETERSSON Haavard Vad		99 %	88 %
A	HOEIBERG Markus		- %	100 %
Team Total			91 %	88 %

Time remaining: 13 minutes 49 seconds

Time remaining: 12 minutes 9 seconds

Most Important Shot:

The Swiss Skip MICHEL S was facing three Norwegian stones in the house and had to make a Draw to reduce the score of the end. He drew short and ended up in front of the house leading to the Norwegian team scoring 3 points.



End: 2
Team: SUI - Switzerland
Player: MICHEL S
Stone: Fourth, 2nd stone
Task: Draw
Handle: Out-turn
Points: 0%

● SUI
● NOR

NOTE

Team position and functions are attached to each team member's name as follows:
4 = Fourth, 3 = Third, 2 = Second, 1 = Lead, A = Alternate, S = Skip, V = Vice-Skip

LEGEND

LSFE (*) Last stone first end X Unplayed/unfinished end due to concession

Game Results

Résultats de la partie

Sheet	Game	Team	LSFE	1	2	3	4	5	6	7	8	9	10	Extra Ends	Total
B	10	SCO - Scotland		0	2	0	1	1	0	1	0	0	0		5
	10	DEN - Denmark	*	1	0	1	0	0	2	0	1	0	1		6

SCO - Scotland		Game	All
4 S	MURDOCH David	85 %	78 %
3 V	DRUMMOND Greg	81 %	82 %
2	ANDREWS Scott	84 %	82 %
1	GOODFELLOW Michael	79 %	85 %
A	BREWSTER Tom	- %	- %
Team Total		82 %	82 %

DEN - Denmark		Game	All
4 S	STJERNE Rasmus	84 %	80 %
3 V	FREDERIKSEN Johnny	73 %	80 %
2	POULSEN Mikkel	80 %	83 %
1	HARRY Troels	83 %	84 %
A	VILANDT Lars	- %	- %
Team Total		80 %	82 %

Time remaining: 5 minutes 55 seconds

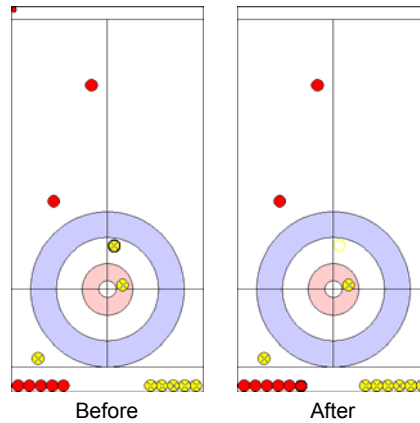
Time-out: end 10 - SCO stone 7

Time remaining: 4 minutes 46 seconds

Time-out: end 10 - DEN stone 7

Most Important Shot:

The Danish Skip STJERNE R played a perfect Draw to the top of the eight foot forcing the Scottish Skip MURDOCH D to play a Double Takeout to score one and win the game. Scotland ended up only Clearing one of the stones, giving Denmark a steal of one and the win by 6-5.



End: 10
Team: SCO - Scotland
Player: MURDOCH D
Stone: Fourth, 2nd stone
Task: Double Takeout
Handle: In-turn
Points: 0%

● SCO
● DEN

NOTE

Team position and functions are attached to each team member's name as follows:
4 = Fourth, 3 = Third, 2 = Second, 1 = Lead, A = Alternate, S = Skip, V = Vice-Skip

LEGEND

LSFE (*) Last stone first end

Competition Matrix

Grille de pointage

As of WED 27 NOV 2013

Team	CZE	DEN	FIN	FRA	LAT	NOR	RUS	SCO	SUI	SWE
CZE		4 - 6	9 - 11	7 - 6	8 - 4	4 - 6	8 - 6	5 - 9	3 - 5	2 - 8
DEN	6 - 4		8 - 5	9 - 2	6 - 2	3 - 7	7 - 4	10 - 6	4 - 5	9 - 3
FIN	11 - 9	5 - 8		5 - 6	7 - 8	4 - 10	4 - 7	4 - 9	7 - 9	5 - 8
FRA	6 - 7	2 - 9	6 - 5		6 - 8	3 - 9	2 - 10	2 - 9	3 - 13	2 - 6
LAT	4 - 8	2 - 6	8 - 7	8 - 6		4 - 7	4 - 7	6 - 7	6 - 7	3 - 7
NOR	6 - 4	7 - 3	10 - 4	9 - 3	7 - 4		7 - 2	5 - 6	8 - 6	7 - 6
RUS	6 - 8	4 - 7	7 - 4	10 - 2	7 - 4	2 - 7		3 - 7	3 - 8	6 - 5
SCO	9 - 5	6 - 10	9 - 4	9 - 2	7 - 6	6 - 5	7 - 3		6 - 8	9 - 5
SUI	5 - 3	5 - 4	9 - 7	13 - 3	7 - 6	6 - 8	8 - 3	8 - 6		5 - 6
SWE	8 - 2	3 - 9	8 - 5	6 - 2	7 - 3	6 - 7	5 - 6	5 - 9	6 - 5	

Standings after Round Robin

Rank	Team	Games	Wins	Losses	
1	NOR - Norway	9	8	1	Q
2	SUI - Switzerland	9	7	2	Q w2
3	DEN - Denmark	9	7	2	Q w1
4	SCO - Scotland	9	7	2	Q w0
5	SWE - Sweden	9	5	4	
6	RUS - Russia	9	4	5	
7	CZE - Czech Republic	9	3	6	
8	LAT - Latvia	9	2	7	CH
9	FRA - France	9	1	8	>B w1
10	FIN - Finland	9	1	8	>B w0

LEGEND

Q Qualified for the play-offs **wx** Number of wins (x) against tied teams

CH: LAT will be challenged by the winner of the B-Division for the last spot at the World Curling Championship 2014
FRA and FIN will be relegated to the B-Division

Draw Shot Challenge
Défi du lancer de placement

As of WED 27 NOV 2013

Rank	Team	Last Stone Draw in each Round Robin Game									DSC
		1	2	3	4	5	6	7	8	9	
1	FRA - France	0.0	15.5	37.4	13.2	0.0	9.0	23.9	0.0	0.0	7.70 cm
2	NOR - Norway	13.7	0.0	43.9	0.0	72.8	6.4	0.0	36.5	0.0	12.56 cm
3	CZE - Czech Republic	20.4	9.8	16.5	158.7	27.4	0.0	29.6	0.0	0.0	12.96 cm
4	RUS - Russia	12.4	47.3	16.1	70.4	1.8	0.0	16.1	17.0	0.0	13.84 cm
5	DEN - Denmark	0.0	26.0	5.6	13.0	3.8	37.6	15.0	10.3	44.8	13.91 cm
6	SCO - Scotland	84.7	42.5	0.0	11.6	1.3	0.0	0.0	59.0	0.0	14.30 cm
7	SUI - Switzerland	18.8	69.5	14.8	48.0	0.0	7.6	46.2	143.0	0.0	25.61 cm
8	SWE - Sweden	13.9	3.0	68.4	18.2	185.4	74.4	11.0	13.2	14.5	27.08 cm
9	FIN - Finland	122.8	138.4	32.0	31.3	81.0	4.6	93.1	0.1	0.0	45.61 cm
10	LAT - Latvia	155.4	109.1	35.0	25.4	39.2	101.4	18.0	146.9	0.0	59.38 cm

NOTE

The Draw Shot Challenge (DSC) is the average distance of the Last Stone Draws (LSD) which were played by a team during the round robin. The single least favourable LSD result is automatically eliminated before calculating this average distance. The team with the lesser DSC receives the higher ranking.
For teams with equal DSC, the team with the best non-equal LSD receives the higher ranking. In case all LSD are equal, the team ranked higher in the WCF World Ranking is ranked higher.

LEGEND

DSC Draw Shot Challenge

Cumulative Percentage by Position

Pourcentage cumulé par position

As of WED 27 NOV 2013

Fourth	Game -->	1	2	3	4	5	6	7	8	9	AVG
1 ULSRUD Thomas	NOR	81	88	86	90	88	88	94	89	78	87
2 EDIN Niklas	SWE	92	80	59	82	93	76	81	88	83	81
2 MICHEL Sven	SUI	97	83	81	80	78	71	71	92	83	81
4 STJERNE Rasmus	DEN	72	69	79	96	89	92	74	73	84	80
5 MURDOCH David	SCO	61	90	77	66	63	89	76	85	88	77
6 ARKHIPOV Evgeniy	RUS	70	72	44	75		(3) 76	(3) 83	(3) 89	(3) 85	74
7 SNITIL Jiri	CZE	61	55	53			(2) 93	59	75	71	68
8 GULBIS Ritvars	LAT	68	68	68	65	66	75	69	58	43	65
9 ANTTILA Toni	FIN	63	59	63	56	78	59	55	70	72	64
10 VINCENT Joffrey	FRA	50	50	56	79	67	52	68	46	64	61

Thirds	Game -->	1	2	3	4	5	6	7	8	9	AVG
1 NERGAARD Torger	NOR	90	96	100	90	89	86	88	88	91	90
2 DRUMMOND Greg	SCO	67	91	78	79	93	93	96	67	73	82
2 PAETZ Claudio	SUI	86	79	84	75	76	80	86	94	85	82
4 FREDERIKSEN Johnny	DEN	67	75	79	98	76	88	81	85	90	81
4 KRAUPP Sebastian	SWE	86	83	71	67	90	80	92	84		81
6 STUKALSKY Alexey	RUS	88	86	84	76	74	(4) 80	(4) 74	(4) 69	(4) 91	80
7 RANTAMAEMI Tomi	FIN	71	66	73	71	61	88	69	83	64	71
8 SARSUNS Normunds	LAT	67	69	76	59	76	81	72	73	47	70
9 SNITIL Martin	CZE	79	59	74	(4) 76	(4) 68	(4) 63	70	64	64	68
10 VINCENT Guillaume	FRA	52	60	61	56	69	42	56	44	60	57

Seconds	Game -->	1	2	3	4	5	6	7	8	9	AVG
1 SVAE Christoffer	NOR	94	92	89	83	80	82	90	93	75	86
2 POULSEN Mikkel	DEN	89	84	79	100	83	77	72	89	83	84
3 LINDBERG Fredrik	SWE	89	80	91	90	81	65			90	83
4 ANDREWS Scott	SCO	85	94	83	74	80	90	79	69	83	82
4 DROZDOV Andrey	RUS	84	81	67	86	(4) 72	78	93	86	86	82
6 TROLLIET Sandro	SUI	86	69	81	78	83	80	65			78
7 PEURA Pekka	FIN	86	64	75	73	70	75	71	94	68	75
8 BARES Jakub	CZE	93	74	80	(3) 63	(3) 81	(3) 82	60		67	74
9 AVOTINS Aivars	LAT	72	72	63	68	79	74	81	63	65	71
10 VINCENT Rodolphe	FRA	50	75	76	66	68	52	64	60	64	65

Cumulative Percentage by Position

Pourcentage cumulé par position

As of WED 27 NOV 2013

Leads	Game -->	1	2	3	4	5	6	7	8	9	AVG
1 KJAELL Viktor	SWE	100	78	95	90	88	88	97	71	94	89
2 GEMPELER Simon	SUI	92	94	92	79	93	84	84	95	73	87
3 GOODFELLOW Michael	SCO	89	88	84	88	91	81	74	92	89	86
3 PETERSSON Haavard Vad	NOR	80	88	98	83	79	98	92	75	90	86
5 DRON Petr	RUS	90	88	98	75	81	85	78	94	80	85
6 HARRY Troels	DEN	82	79	95	80	75	90	79	93	90	84
7 VYDRA Marek	CZE	71		93	68	85	86	73	70		77
8 POELLAENEN Jermu	FIN	63		77		70	84		88		76
9 GERHARDS Arturs	LAT	83	69	66	70	65	84	94	67	76	75
10 BUTTOUDIN Frederic	FRA	77	85	68	66	89		55	83	74	73

Alternates	Game -->	1	2	3	4	5	6	7	8	9	AVG
1 HOEIBERG Markus	NOR	(1)100									100
2 SCHWARZ Benoit	SUI						(2) 73	(2) 88	(2) 88	(2) 88	84
3 ILVONEN Kimmo	FIN	(1) 78		(1) 80			(1) 85		(1) 81	(1) 81	81
4 ERIKSSON Oskar	SWE						(2) 93	(2) 70	(3) 66	(3) 66	76
5 KITZBERGER Jindrich	CZE	(1) 88	(1) 69	(2) 71	(2) 74			(2) 75	(1) 75	(1) 75	75
6 KOZYREV Alexander	RUS				(2) 71						71
7 BERRIN Tom	FRA						(1) 65				65

Teams	Game -->	1	2	3	4	5	6	7	8	9	AVG
1 NOR - Norway		86	91	93	86	84	88	91	86	84	87
2 SUI - Switzerland		90	81	84	78	82	79	77	92	82	83
2 SWE - Sweden		92	80	79	82	88	77	91	79	83	83
4 DEN - Denmark		77	77	83	94	81	86	76	85	87	82
4 SCO - Scotland		75	90	80	77	82	88	81	78	83	82
6 RUS - Russia		83	82	73	78	74	80	82	84	86	80
7 CZE - Czech Republic		76	69	74	69	77	81	65	71	69	72
7 FIN - Finland		71	67	72	70	70	76	70	83	71	72
9 LAT - Latvia		73	70	68	65	72	78	79	65	58	70
10 FRA - France		57	68	65	67	73	53	61	58	65	64

NOTE

"(n)" denotes a position different from original line-up position: (4) - Fourth, (3) - Third, (2) - Second, (1) - Lead

LEGEND

AVG Average

Scoring Analysis

Analyse des points marqués

As of WED 27 NOV 2013

Team	Games		LSFE	Stolen Ends	Points Scored						Total	Plus / Minus
					0	1	2	3	4	>4		
NOR - Norway	9	For	4	14	4	21	15	5	0	0	66	+28
		Against	5	5	3	26	6	0	0	0	38	
DEN - Denmark	9	For	3	11	6	19	8	5	3	0	62	+24
		Against	6	5	5	23	6	1	0	0	38	
SCO - Scotland	9	For	6	10	4	20	14	5	0	1	68	+20
		Against	3	4	3	18	10	2	1	0	48	
SUI - Switzerland	9	For	5	8	7	22	11	3	2	1	66	+20
		Against	4	5	4	25	6	3	0	0	46	
SWE - Sweden	9	For	3	7	4	17	12	3	1	0	54	+6
		Against	6	6	9	23	10	0	0	1	48	
RUS - Russia	9	For	8	8	9	24	9	2	0	0	48	-4
		Against	1	10	4	18	12	2	1	0	52	
CZE - Czech Republic	9	For	4	3	4	20	10	2	1	0	50	-11
		Against	5	10	5	25	12	4	0	0	61	
LAT - Latvia	9	For	3	9	2	29	5	2	0	0	45	-17
		Against	6	11	4	19	17	3	0	0	62	
FIN - Finland	9	For	3	7	1	18	14	2	0	0	52	-22
		Against	6	13	7	26	8	8	2	0	74	
FRA - France	9	For	6	6	5	26	3	0	0	0	32	-44
		Against	3	14	2	13	14	6	3	1	76	
Total	45			83	46	216	101	29	7	2	543	

NOTE

Stolen ends are the ends won without the last stone advantage

LEGEND

LSFE Last Stone First End

>4 More than four points scored

Summary of Big Ends

Résumé des manches avec un haut pointage

As of WED 27 NOV 2013

Points Scored	By	Against	Session	End	Game Result
5	SCO - Scotland	SWE - Sweden	7	6	9 : 5
5	SUI - Switzerland	FRA - France	1	8	13 : 3
4	CZE - Czech Republic	FRA - France	7	10	7 : 6
4	DEN - Denmark	SCO - Scotland	1	7	10 : 6
4	DEN - Denmark	RUS - Russia	5	8	7 : 4
4	DEN - Denmark	FRA - France	6	6	9 : 2
4	SUI - Switzerland	FRA - France	1	6	13 : 3
4	SUI - Switzerland	FIN - Finland	7	7	9 : 7
4	SWE - Sweden	FIN - Finland	9	3	8 : 5

NOTE

Big ends are defined as ends with a score of four or more points

Time-out Statistics

Statistiques de temps d'arrêt

As of WED 27 NOV 2013

Team	Games	Number of Time-outs	Average Percentage on Next Stone
NOR - Norway	9	3	100%
SUI - Switzerland	9	3	100%
CZE - Czech Republic	9	3	83%
RUS - Russia	9	2	75%
SWE - Sweden	9	3	75%
SCO - Scotland	9	3	66%
DEN - Denmark	9	4	56%
FRA - France	9	4	43%
FIN - Finland	9	2	0%
LAT - Latvia	9	2	0%
Total	45	29	62%

Session Results and Standings

Résultats de la session et classement

Sheet	Game	Team	LSFE	1	2	3	4	5	6	7	8	9	10	Extra Ends	Total
A	9	CZE - Czech Republic		0	2	0	2	0	2	1	1	X	X		8
	9	LAT - Latvia	*	2	0	1	0	1	0	0	0	X	X		4
B	9	SWE - Sweden		0	0	4	0	0	1	0	0	3	X		8
	9	FIN - Finland	*	2	0	0	0	1	0	1	1	0	X		5
C	9	SCO - Scotland	*	1	0	1	1	1	0	0	1	0	1		6
	9	NOR - Norway		0	1	0	0	0	2	0	0	2	0		5
D	9	DEN - Denmark		0	0	1	0	1	0	0	1	1	0		4
	9	SUI - Switzerland	*	0	2	0	1	0	1	0	0	0	1		5
E	9	RUS - Russia	*	0	2	0	0	3	1	2	0	2	X		10
	9	FRA - France		0	0	0	1	0	0	0	1	0	X		2

Standings after Round Robin

Rank	Team	Games	Wins	Losses	
1	NOR - Norway	9	8	1	Q
2	SUI - Switzerland	9	7	2	Q w2
3	DEN - Denmark	9	7	2	Q w1
4	SCO - Scotland	9	7	2	Q w0
5	SWE - Sweden	9	5	4	
6	RUS - Russia	9	4	5	
7	CZE - Czech Republic	9	3	6	
8	LAT - Latvia	9	2	7	CH
9	FRA - France	9	1	8	>B w1
10	FIN - Finland	9	1	8	>B w0

LEGEND

LSFE (*) Last stone first end

Q Qualified for the play-offs

wx Number of wins (x) against tied teams

X Unplayed/unfinished end due to concession

CH: LAT will be challenged by the winner of the B-Division for the last spot at the World Curling Championship 2014
FRA and FIN will be relegated to the B-Division

Percentage Summary

Résumé des pourcentages

Sheet A

CZE - Czech Republic		Game 9	All
4 S	SNITIL Jiri	71%	68%
3 V	SNITIL Martin	64%	68%
2	BARES Jakub	67%	74%
1	KITZBERGER Jindrich	75%	75%
A	VYDRA Marek	-%	77%
Team Total		69%	72%

LAT - Latvia		Game 9	All
4 S	GULBIS Ritvars	43%	65%
3 V	SARSUNS Normunds	47%	70%
2	AVOTINS Aivars	65%	71%
1	GERHARDS Arturs	76%	75%
A	BUSMANIS Raivis	-%	-%
Team Total		58%	70%

Sheet B

SWE - Sweden		Game 9	All
4 S	EDIN Niklas	83%	81%
3 V	ERIKSSON Oskar	66%	76%
2	LINDBERG Fredrik	90%	83%
1	KJAELL Viktor	94%	89%
A	KRAUPP Sebastian	-%	81%
Team Total		83%	83%

FIN - Finland		Game 9	All
4 V	ANTTILA Toni	72%	64%
3 S	RANTAMAEKI Tomi	64%	71%
2	PEURA Pekka	68%	75%
1	ILVONEN Kimmo	81%	81%
A	POELLAENEN Jermu	-%	76%
Team Total		71%	72%

Sheet C

SCO - Scotland		Game 9	All
4 S	MURDOCH David	88%	77%
3 V	DRUMMOND Greg	73%	82%
2	ANDREWS Scott	83%	82%
1	GOODFELLOW Michael	89%	86%
A	BREWSTER Tom	-%	-%
Team Total		83%	82%

NOR - Norway		Game 9	All
4 S	ULSRUD Thomas	78%	87%
3 V	NERGAARD Torger	91%	90%
2	SVAE Christoffer	75%	86%
1	PETERSSON Haavard Vad	90%	86%
A	HOEIBERG Markus	-%	100%
Team Total		84%	87%

Sheet D

DEN - Denmark		Game 9	All
4 S	STJERNE Rasmus	84%	80%
3 V	FREDERIKSEN Johnny	90%	81%
2	POULSEN Mikkel	83%	84%
1	HARRY Troels	90%	84%
A	VILANDT Lars	-%	-%
Team Total		87%	82%

SUI - Switzerland		Game 9	All
4 S	MICHEL Sven	83%	81%
3 V	PAETZ Claudio	85%	82%
2	SCHWARZ Benoit	88%	84%
1	GEMPELER Simon	73%	87%
A	TROLLIET Sandro	-%	78%
Team Total		82%	83%

Sheet E

RUS - Russia		Game 9	All
4 V	STUKALSKY Alexey	91%	80%
3	ARKHIPOV Evgeniy	85%	74%
2 S	DROZDOV Andrey	86%	82%
1	DRON Petr	80%	85%
A	KOZYREV Alexander	-%	71%
Team Total		86%	80%

FRA - France		Game 9	All
4 S	VINCENT Joffrey	64%	61%
3 V	VINCENT Guillaume	60%	57%
2	VINCENT Rodolphe	64%	65%
1	BUTTOUDIN Frederic	74%	73%
A	BERRIN Tom	-%	65%
Team Total		65%	64%

Session Results and Standings

Résultats de la session et classement

Sheet	Game	Team	LSFE	1	2	3	4	5	6	7	8	9	10	Extra Ends	Total
A	8	SUI - Switzerland		0	0	2	0	3	0	1	2	X	X		8
	8	RUS - Russia	*	0	1	0	1	0	1	0	0	X	X		3
B	8	CZE - Czech Republic	*	1	0	1	0	0	0	1	0	0	1		4
	8	NOR - Norway		0	2	0	0	2	1	0	0	1	0		6
C	8	SWE - Sweden	*	1	1	0	2	2	0	1	0	X	X		7
	8	LAT - Latvia		0	0	1	0	0	1	0	1	X	X		3
D	8	FRA - France	*	1	0	1	0	0	0	X	X	X	X		2
	8	SCO - Scotland		0	2	0	3	3	1	X	X	X	X		9
E	8	FIN - Finland	*	1	0	0	1	2	0	0	1	0	0		5
	8	DEN - Denmark		0	3	1	0	0	0	1	0	0	3		8

Standings after Round Robin Session 8

Rank	Team	Games	Wins	Losses	
1	NOR - Norway	8	8	0	Q
2	DEN - Denmark	8	7	1	Q
3	SCO - Scotland	8	6	2	Q
3	SUI - Switzerland	8	6	2	Q
5	SWE - Sweden	8	4	4	
6	RUS - Russia	8	3	5	
7	CZE - Czech Republic	8	2	6	
7	LAT - Latvia	8	2	6	
9	FIN - Finland	8	1	7	
9	FRA - France	8	1	7	

LEGEND
 LSFE (*) Last stone first end Q Qualified for the play-offs X Unplayed/unfinished end due to concession

Percentage Summary

Résumé des pourcentages

Sheet A

SUI - Switzerland	Game 8	All
4 S MICHEL Sven	92 %	81 %
3 V PAETZ Claudio	94 %	82 %
2 SCHWARZ Benoit	88 %	82 %
1 GEMPELER Simon	95 %	89 %
A TROLLIET Sandro	- %	78 %
Team Total	92 %	83 %

RUS - Russia	Game 8	All
4 V STUKALSKY Alexey	69 %	79 %
3 ARKHIPOV Evgeniy	89 %	73 %
2 S DROZDOV Andrey	86 %	81 %
1 DRON Petr	94 %	86 %
A KOZYREV Alexander	- %	71 %
Team Total	84 %	80 %

Sheet B

CZE - Czech Republic	Game 8	All
4 S SNITIL Jiri	75 %	67 %
3 V SNITIL Martin	64 %	69 %
2 KITZBERGER Jindrich	75 %	75 %
1 VYDRA Marek	70 %	77 %
A BARES Jakub	- %	75 %
Team Total	71 %	73 %

NOR - Norway	Game 8	All
4 S ULSRUD Thomas	89 %	88 %
3 V NERGAARD Torger	88 %	90 %
2 SVAE Christoffer	93 %	88 %
1 PETERSSON Haavard Vad	75 %	86 %
A HOEIBERG Markus	- %	100 %
Team Total	86 %	88 %

Sheet C

SWE - Sweden	Game 8	All
4 S EDIN Niklas	88 %	81 %
3 V KRAUPP Sebastian	84 %	81 %
2 ERIKSSON Oskar	70 %	82 %
1 KJAELL Viktor	71 %	88 %
A LINDBERG Fredrik	- %	82 %
Team Total	79 %	83 %

LAT - Latvia	Game 8	All
4 S GULBIS Ritvars	58 %	68 %
3 V SARSUNS Normunds	73 %	72 %
2 AVOTINS Aivars	63 %	71 %
1 GERHARDS Arturs	67 %	75 %
A BUSMANIS Raivis	- %	- %
Team Total	65 %	72 %

Sheet D

FRA - France	Game 8	All
4 S VINCENT Joffrey	46 %	60 %
3 V VINCENT Guillaume	44 %	56 %
2 VINCENT Rodolphe	60 %	65 %
1 BUTTOUDIN Frederic	83 %	73 %
A BERRIN Tom	- %	65 %
Team Total	58 %	63 %

SCO - Scotland	Game 8	All
4 S MURDOCH David	85 %	75 %
3 V DRUMMOND Greg	67 %	84 %
2 ANDREWS Scott	69 %	82 %
1 GOODFELLOW Michael	92 %	86 %
A BREWSTER Tom	- %	- %
Team Total	78 %	82 %

Sheet E

FIN - Finland	Game 8	All
4 V ANTTILA Toni	70 %	63 %
3 S RANTAMAEMI Tomi	83 %	72 %
2 PEURA Pekka	94 %	76 %
1 POELLAENEN Jermu	88 %	76 %
A ILVONEN Kimmo	- %	81 %
Team Total	83 %	72 %

DEN - Denmark	Game 8	All
4 S STJERNE Rasmus	73 %	79 %
3 V FREDERIKSEN Johnny	85 %	80 %
2 POULSEN Mikkel	89 %	84 %
1 HARRY Troels	93 %	84 %
A VILANDT Lars	- %	- %
Team Total	85 %	82 %

Session Results and Standings

Résultats de la session et classement

Sheet	Game	Team	LSFE	1	2	3	4	5	6	7	8	9	10	Extra Ends	Total
A	7	SCO - Scotland	*	1	0	0	2	0	5	0	0	1	X		9
	7	SWE - Sweden		0	0	2	0	2	0	0	1	0	X		5
B	7	LAT - Latvia		0	0	1	0	1	0	1	0	1	X		4
	7	RUS - Russia	*	3	1	0	2	0	0	0	1	0	X		7
C	7	FIN - Finland		0	0	3	0	1	0	0	2	0	1		7
	7	SUI - Switzerland	*	0	1	0	1	0	2	4	0	1	0		9
D	7	NOR - Norway	*	2	1	1	0	0	2	0	0	1	X		7
	7	DEN - Denmark		0	0	0	0	1	0	1	1	0	X		3
E	7	FRA - France	*	1	0	1	0	1	0	1	1	1	0		6
	7	CZE - Czech Republic		0	2	0	1	0	0	0	0	0	4		7

Standings after Round Robin Session 7

Rank	Team	Games	Wins	Losses	
1	NOR - Norway	7	7	0	Q
2	DEN - Denmark	7	6	1	Q
3	SCO - Scotland	7	5	2	
3	SUI - Switzerland	7	5	2	
5	RUS - Russia	7	3	4	
5	SWE - Sweden	7	3	4	
7	CZE - Czech Republic	7	2	5	
7	LAT - Latvia	7	2	5	
9	FIN - Finland	7	1	6	
9	FRA - France	7	1	6	

LEGEND			
LSFE (*)	Last stone first end	Q	Qualified for the play-offs
X	Unplayed/unfinished end due to concession		

Percentage Summary

Résumé des pourcentages

Sheet A

SCO - Scotland	Game 7	All
4 S MURDOCH David	76 %	74 %
3 V DRUMMOND Greg	96 %	85 %
2 ANDREWS Scott	79 %	83 %
1 GOODFELLOW Michael	74 %	85 %
A BREWSTER Tom	- %	- %
Team Total	81 %	82 %

SWE - Sweden	Game 7	All
4 S EDIN Niklas	81 %	80 %
3 V KRAUPP Sebastian	92 %	81 %
2 ERIKSSON Oskar	93 %	93 %
1 KJAELL Viktor	97 %	90 %
A LINDBERG Fredrik	- %	82 %
Team Total	91 %	84 %

Sheet B

LAT - Latvia	Game 7	All
4 S GULBIS Ritvars	69 %	69 %
3 V SARSUNS Normunds	72 %	72 %
2 AVOTINS Aivars	81 %	73 %
1 GERHARDS Arturs	94 %	76 %
A BUSMANIS Raivis	- %	- %
Team Total	79 %	72 %

RUS - Russia	Game 7	All
4 V STUKALSKY Alexey	74 %	80 %
3 ARKHIPOV Evgeniy	83 %	71 %
2 S DROZDOV Andrey	93 %	80 %
1 DRON Petr	78 %	85 %
A KOZYREV Alexander	- %	71 %
Team Total	82 %	79 %

Sheet C

FIN - Finland	Game 7	All
4 V ANTTILA Toni	55 %	62 %
3 S RANTAMAEKI Tomi	69 %	70 %
2 PEURA Pekka	71 %	73 %
1 ILVONEN Kimmo	85 %	81 %
A POELLAENEN Jermu	- %	72 %
Team Total	70 %	70 %

SUI - Switzerland	Game 7	All
4 S MICHEL Sven	71 %	80 %
3 V PAETZ Claudio	86 %	81 %
2 TROLLIET Sandro	65 %	78 %
1 GEMPELER Simon	84 %	88 %
A SCHWARZ Benoit	73 %	73 %
Team Total	77 %	81 %

Sheet D

NOR - Norway	Game 7	All
4 S ULSRUD Thomas	94 %	88 %
3 V NERGAARD Torger	88 %	91 %
2 SVAE Christoffer	90 %	87 %
1 PETERSSON Haavard Vad	92 %	88 %
A HOEIBERG Markus	- %	100 %
Team Total	91 %	88 %

DEN - Denmark	Game 7	All
4 S STJERNE Rasmus	74 %	80 %
3 V FREDERIKSEN Johnny	81 %	79 %
2 POULSEN Mikkel	72 %	83 %
1 HARRY Troels	79 %	82 %
A VILANDT Lars	- %	- %
Team Total	76 %	81 %

Sheet E

FRA - France	Game 7	All
4 S VINCENT Joffrey	68 %	62 %
3 V VINCENT Guillaume	56 %	57 %
2 VINCENT Rodolphe	64 %	65 %
1 BUTTOUDIN Frederic	55 %	72 %
A BERRIN Tom	- %	65 %
Team Total	61 %	64 %

CZE - Czech Republic	Game 7	All
4 S SNITIL Jiri	59 %	65 %
3 V SNITIL Martin	70 %	69 %
2 BARES Jakub	60 %	75 %
1 VYDRA Marek	73 %	78 %
A KITZBERGER Jindrich	- %	75 %
Team Total	65 %	73 %

Session Results and Standings

Résultats de la session et classement

Sheet	Game	Team	LSFE	1	2	3	4	5	6	7	8	9	10	Extra Ends	Total
A	6	NOR - Norway		0	3	1	1	2	0	3	X	X	X		10
	6	FIN - Finland	*	2	0	0	0	0	2	0	X	X	X		4
B	6	DEN - Denmark		1	1	0	3	0	4	X	X	X	X		9
	6	FRA - France	*	0	0	1	0	1	0	X	X	X	X		2
C	6	CZE - Czech Republic	*	1	0	1	0	0	2	0	1	0	X		5
	6	SCO - Scotland		0	2	0	3	1	0	2	0	1	X		9
D	6	SWE - Sweden		0	0	0	1	0	2	0	2	0	0		5
	6	RUS - Russia	*	0	1	1	0	1	0	1	0	0	2		6
E	6	LAT - Latvia		0	0	1	1	0	0	1	0	3	0		6
	6	SUI - Switzerland	*	0	1	0	0	3	0	0	2	0	1		7

Standings after Round Robin Session 6

Rank	Team	Games	Wins	Losses
1	DEN - Denmark	6	6	0
1	NOR - Norway	6	6	0
3	SCO - Scotland	6	4	2
3	SUI - Switzerland	6	4	2
5	SWE - Sweden	6	3	3
6	LAT - Latvia	6	2	4
6	RUS - Russia	6	2	4
8	CZE - Czech Republic	6	1	5
8	FIN - Finland	6	1	5
8	FRA - France	6	1	5

LEGEND

LSFE (*) Last stone first end

X Unplayed/unfinished end due to concession

Percentage Summary

Résumé des pourcentages

Sheet A

NOR - Norway		Game 6	All
4 S	ULSRUD Thomas	88 %	87 %
3 V	NERGAARD Torger	86 %	91 %
2	SVAE Christoffer	82 %	86 %
1	PETERSSON Haavard Vad	98 %	87 %
A	HOEIBERG Markus	- %	100 %
Team Total		88 %	88 %

FIN - Finland		Game 6	All
4 V	ANTTILA Toni	59 %	63 %
3 S	RANTAMAEMI Tomi	88 %	71 %
2	PEURA Pekka	75 %	73 %
1	POELLAENEN Jermu	84 %	72 %
A	ILVONEN Kimmo	- %	79 %
Team Total		76 %	71 %

Sheet B

DEN - Denmark		Game 6	All
4 S	STJERNE Rasmus	92 %	82 %
3 V	FREDERIKSEN Johnny	88 %	79 %
2	POULSEN Mikkel	77 %	85 %
1	HARRY Troels	90 %	83 %
A	VILANDT Lars	- %	- %
Team Total		86 %	82 %

FRA - France		Game 6	All
4 S	VINCENT Joffrey	52 %	60 %
3 V	VINCENT Guillaume	42 %	58 %
2	VINCENT Rodolphe	52 %	65 %
1	BERRIN Tom	65 %	65 %
A	BUTTOUDIN Frederic	- %	76 %
Team Total		53 %	64 %

Sheet C

CZE - Czech Republic		Game 6	All
4 V	SNITIL Martin	63 %	69 %
3	BARES Jakub	82 %	78 %
2 S	SNITIL Jiri	93 %	67 %
1	VYDRA Marek	86 %	80 %
A	KITZBERGER Jindrich	- %	75 %
Team Total		81 %	74 %

SCO - Scotland		Game 6	All
4 S	MURDOCH David	89 %	74 %
3 V	DRUMMOND Greg	93 %	83 %
2	ANDREWS Scott	90 %	84 %
1	GOODFELLOW Michael	81 %	87 %
A	BREWSTER Tom	- %	- %
Team Total		88 %	82 %

Sheet D

SWE - Sweden		Game 6	All
4 S	EDIN Niklas	76 %	80 %
3 V	KRAUPP Sebastian	80 %	79 %
2	LINDBERG Fredrik	65 %	82 %
1	KJAELL Viktor	88 %	89 %
A	ERIKSSON Oskar	- %	- %
Team Total		77 %	83 %

RUS - Russia		Game 6	All
4 V	STUKALSKY Alexey	80 %	81 %
3	ARKHIPOV Evgeniy	76 %	68 %
2 S	DROZDOV Andrey	78 %	78 %
1	DRON Petr	85 %	86 %
A	KOZYREV Alexander	- %	71 %
Team Total		80 %	78 %

Sheet E

LAT - Latvia		Game 6	All
4 S	GULBIS Ritvars	75 %	69 %
3 V	SARSUNS Normunds	81 %	72 %
2	AVOTINS Aivars	74 %	71 %
1	GERHARDS Arturs	84 %	73 %
A	BUSMANIS Raivis	- %	- %
Team Total		78 %	71 %

SUI - Switzerland		Game 6	All
4 S	MICHEL Sven	71 %	81 %
3 V	PAETZ Claudio	80 %	80 %
2	TROLLIET Sandro	80 %	79 %
1	GEMPELER Simon	84 %	89 %
A	SCHWARZ Benoit	- %	- %
Team Total		79 %	82 %

Session Results and Standings

Résultats de la session et classement

Sheet	Game	Team	LSFE	1	2	3	4	5	6	7	8	9	10	Extra Ends	Total
A	5	RUS - Russia	*	0	0	2	0	0	0	1	0	1	X		4
	5	DEN - Denmark		0	0	0	2	1	0	0	4	0	X		7
B	5	NOR - Norway		0	0	1	0	2	3	0	1	0	1		8
	5	SUI - Switzerland	*	0	2	0	1	0	0	1	0	2	0		6
C	5	FRA - France	*	0	0	0	0	1	0	1	0	0	X		2
	5	SWE - Sweden		0	1	0	1	0	2	0	2	0	X		6
D	5	SCO - Scotland	*	0	0	2	0	2	0	0	1	0	2		7
	5	LAT - Latvia		1	0	0	2	0	1	1	0	1	0		6
E	5	CZE - Czech Republic	*	1	0	2	0	3	0	1	0	0	2	0	9
	5	FIN - Finland		0	2	0	1	0	3	0	2	1	0	2	11

Standings after Round Robin Session 5

Rank	Team	Games	Wins	Losses
1	DEN - Denmark	5	5	0
1	NOR - Norway	5	5	0
3	SCO - Scotland	5	3	2
3	SUI - Switzerland	5	3	2
3	SWE - Sweden	5	3	2
6	LAT - Latvia	5	2	3
7	CZE - Czech Republic	5	1	4
7	FIN - Finland	5	1	4
7	FRA - France	5	1	4
7	RUS - Russia	5	1	4

LEGEND

LSFE (*) Last stone first end

X Unplayed/unfinished end due to concession

Percentage Summary

Résumé des pourcentages

Sheet A

RUS - Russia		Game 5	All
4 S	DROZDOV Andrey	72 %	79 %
3	STUKALSKY Alexey	74 %	81 %
2 V	KOZYREV Alexander	71 %	71 %
1	DRON Petr	81 %	86 %
A	ARKHIPOV Evgeniy	- %	66 %
Team Total		74 %	78 %

DEN - Denmark		Game 5	All
4 S	STJERNE Rasmus	89 %	80 %
3 V	FREDERIKSEN Johnny	76 %	78 %
2	POULSEN Mikkel	83 %	87 %
1	HARRY Troels	75 %	82 %
A	VILANDT Lars	- %	- %
Team Total		81 %	82 %

Sheet B

NOR - Norway		Game 5	All
4 S	ULSRUD Thomas	88 %	86 %
3 V	NERGAARD Torger	89 %	92 %
2	SVAE Christoffer	80 %	87 %
1	PETERSSON Haavard Vad	79 %	85 %
A	HOEIBERG Markus	- %	100 %
Team Total		84 %	88 %

SUI - Switzerland		Game 5	All
4 S	MICHEL Sven	78 %	83 %
3 V	PAETZ Claudio	76 %	80 %
2	TROLLIET Sandro	83 %	79 %
1	GEMPELER Simon	93 %	90 %
A	SCHWARZ Benoit	- %	- %
Team Total		82 %	83 %

Sheet C

FRA - France		Game 5	All
4 S	VINCENT Joffrey	67 %	62 %
3 V	VINCENT Guillaume	69 %	60 %
2	VINCENT Rodolphe	68 %	67 %
1	BUTTOUDIN Frederic	89 %	76 %
A	BERRIN Tom	- %	- %
Team Total		73 %	66 %

SWE - Sweden		Game 5	All
4 S	EDIN Niklas	93 %	81 %
3 V	KRAUPP Sebastian	90 %	79 %
2	LINDBERG Fredrik	81 %	86 %
1	KJAELL Viktor	88 %	89 %
A	ERIKSSON Oskar	- %	- %
Team Total		88 %	84 %

Sheet D

SCO - Scotland		Game 5	All
4 S	MURDOCH David	63 %	70 %
3 V	DRUMMOND Greg	93 %	81 %
2	ANDREWS Scott	80 %	83 %
1	GOODFELLOW Michael	91 %	88 %
A	BREWSTER Tom	- %	- %
Team Total		82 %	81 %

LAT - Latvia		Game 5	All
4 S	GULBIS Ritvars	66 %	67 %
3 V	SARSUNS Normunds	76 %	70 %
2	AVOTINS Aivars	79 %	71 %
1	GERHARDS Arturs	65 %	70 %
A	BUSMANIS Raivis	- %	- %
Team Total		72 %	70 %

Sheet E

CZE - Czech Republic		Game 5	All
4 S	SNITIL Martin	68 %	71 %
3 V	BARES Jakub	81 %	77 %
2	KITZBERGER Jindrich	74 %	75 %
1	VYDRA Marek	85 %	78 %
A	SNITIL Jiri	- %	56 %
Team Total		77 %	73 %

FIN - Finland		Game 5	All
4 V	ANTTILA Toni	78 %	64 %
3 S	RANTAMAEKI Tomi	61 %	68 %
2	PEURA Pekka	70 %	73 %
1	POELLAENEN Jermu	70 %	69 %
A	ILVONEN Kimmo	- %	79 %
Team Total		70 %	70 %

Session Results and Standings

Résultats de la session et classement

Sheet	Game	Team	LSFE	1	2	3	4	5	6	7	8	9	10	Extra Ends	Total
A	4	SWE - Sweden		0	1	0	1	2	0	1	0	0	1	0	6
	4	NOR - Norway	*	1	0	2	0	0	1	0	0	2	0	1	7
B	4	RUS - Russia	*	1	0	0	2	0	0	2	1	0	0		6
	4	CZE - Czech Republic		0	0	3	0	0	2	0	0	1	2		8
C	4	LAT - Latvia		0	0	0	1	0	0	1	X	X	X		2
	4	DEN - Denmark	*	2	1	1	0	2	0	0	X	X	X		6
D	4	FIN - Finland		0	0	1	1	0	2	0	1	0	0		5
	4	FRA - France	*	2	1	0	0	1	0	1	0	0	1		6
E	4	SUI - Switzerland		1	0	0	0	2	0	2	0	3	X		8
	4	SCO - Scotland	*	0	1	1	0	0	2	0	2	0	X		6

Standings after Round Robin Session 4

Rank	Team	Games	Wins	Losses
1	DEN - Denmark	4	4	0
1	NOR - Norway	4	4	0
3	SUI - Switzerland	4	3	1
4	LAT - Latvia	4	2	2
4	SCO - Scotland	4	2	2
4	SWE - Sweden	4	2	2
7	CZE - Czech Republic	4	1	3
7	FRA - France	4	1	3
7	RUS - Russia	4	1	3
10	FIN - Finland	4	0	4

LEGEND

LSFE (*) Last stone first end

X Unplayed/unfinished end due to concession

Percentage Summary

Résumé des pourcentages

Sheet A

SWE - Sweden	Game 4	All
4 S EDIN Niklas	82 %	78 %
3 V KRAUPP Sebastian	67 %	76 %
2 LINDBERG Fredrik	90 %	87 %
1 KJAELL Viktor	90 %	89 %
A ERIKSSON Oskar	- %	- %
Team Total	82 %	83 %

NOR - Norway	Game 4	All
4 S ULSRUD Thomas	90 %	86 %
3 V NERGAARD Torger	90 %	93 %
2 SVAE Christoffer	83 %	89 %
1 PETERSSON Haavard Vad	83 %	87 %
A HOEIBERG Markus	- %	100 %
Team Total	86 %	89 %

Sheet B

RUS - Russia	Game 4	All
4 V ARKHIPOV Evgeniy	75 %	66 %
3 STUKALSKY Alexey	76 %	83 %
2 S DROZDOV Andrey	86 %	80 %
1 DRON Petr	75 %	87 %
A KOZYREV Alexander	- %	- %
Team Total	78 %	79 %

CZE - Czech Republic	Game 4	All
4 S SNITIL Martin	76 %	71 %
3 V BARES Jakub	63 %	76 %
2 KITZBERGER Jindrich	71 %	76 %
1 VYDRA Marek	68 %	74 %
A SNITIL Jiri	- %	56 %
Team Total	69 %	72 %

Sheet C

LAT - Latvia	Game 4	All
4 S GULBIS Ritvars	65 %	68 %
3 V SARSUNS Normunds	59 %	69 %
2 AVOTINS Aivars	68 %	69 %
1 GERHARDS Arturs	70 %	72 %
A BUSMANIS Raivis	- %	- %
Team Total	65 %	69 %

DEN - Denmark	Game 4	All
4 S STJERNE Rasmus	96 %	78 %
3 V FREDERIKSEN Johnny	98 %	78 %
2 POULSEN Mikkel	100 %	88 %
1 HARRY Troels	80 %	83 %
A VILANDT Lars	- %	- %
Team Total	94 %	82 %

Sheet D

FIN - Finland	Game 4	All
4 V ANTTILA Toni	56 %	60 %
3 S RANTAMAEKI Tomi	71 %	70 %
2 PEURA Pekka	73 %	74 %
1 ILVONEN Kimmo	80 %	79 %
A POELLAENEN Jermu	- %	69 %
Team Total	70 %	70 %

FRA - France	Game 4	All
4 S VINCENT Joffrey	79 %	60 %
3 V VINCENT Guillaume	56 %	57 %
2 VINCENT Rodolphe	66 %	67 %
1 BUTTOUDIN Frederic	66 %	72 %
A BERRIN Tom	- %	- %
Team Total	67 %	64 %

Sheet E

SUI - Switzerland	Game 4	All
4 S MICHEL Sven	80 %	85 %
3 V PAETZ Claudio	75 %	81 %
2 TROLLIET Sandro	78 %	78 %
1 GEMPELER Simon	79 %	89 %
A SCHWARZ Benoit	- %	- %
Team Total	78 %	83 %

SCO - Scotland	Game 4	All
4 S MURDOCH David	66 %	72 %
3 V DRUMMOND Greg	79 %	78 %
2 ANDREWS Scott	74 %	83 %
1 GOODFELLOW Michael	88 %	87 %
A BREWSTER Tom	- %	- %
Team Total	77 %	80 %

Session Results and Standings

Résultats de la session et classement

Sheet	Game	Team	LSFE	1	2	3	4	5	6	7	8	9	10	Extra Ends	Total
A	3	FIN - Finland		0	1	0	0	2	0	1	0	X	X		4
	3	SCO - Scotland	*	0	0	2	3	0	3	0	1	X	X		9
B	3	FRA - France		1	1	0	2	0	1	0	0	1	X		6
	3	LAT - Latvia	*	0	0	1	0	3	0	2	2	0	X		8
C	3	SUI - Switzerland	*	0	1	1	1	0	1	0	0	1	X		5
	3	CZE - Czech Republic		0	0	0	0	1	0	0	2	0	X		3
D	3	RUS - Russia	*	0	1	0	0	0	1	0	0	X	X		2
	3	NOR - Norway		1	0	1	2	1	0	1	1	X	X		7
E	3	DEN - Denmark	*	0	2	1	2	0	2	2	X	X	X		9
	3	SWE - Sweden		0	0	0	0	3	0	0	X	X	X		3

Standings after Round Robin Session 3

Rank	Team	Games	Wins	Losses
1	DEN - Denmark	3	3	0
1	NOR - Norway	3	3	0
3	LAT - Latvia	3	2	1
3	SCO - Scotland	3	2	1
3	SUI - Switzerland	3	2	1
3	SWE - Sweden	3	2	1
7	RUS - Russia	3	1	2
8	CZE - Czech Republic	3	0	3
8	FIN - Finland	3	0	3
8	FRA - France	3	0	3

LEGEND

LSFE (*) Last stone first end

X Unplayed/unfinished end due to concession

Percentage Summary

Résumé des pourcentages

Sheet A

FIN - Finland	Game 3	All
4 V ANTTILA Toni	63 %	61 %
3 S RANTAMAEKI Tomi	73 %	70 %
2 PEURA Pekka	75 %	75 %
1 POELLAENEN Jermu	77 %	69 %
A ILVONEN Kimmo	- %	78 %
Team Total	72 %	70 %

SCO - Scotland	Game 3	All
4 S MURDOCH David	77 %	75 %
3 V DRUMMOND Greg	78 %	78 %
2 ANDREWS Scott	83 %	87 %
1 GOODFELLOW Michael	84 %	87 %
A BREWSTER Tom	- %	- %
Team Total	80 %	82 %

Sheet B

FRA - France	Game 3	All
4 S VINCENT Joffrey	56 %	53 %
3 V VINCENT Guillaume	61 %	58 %
2 VINCENT Rodolphe	76 %	67 %
1 BUTTOUDIN Frederic	68 %	75 %
A BERRIN Tom	- %	- %
Team Total	65 %	63 %

LAT - Latvia	Game 3	All
4 S GULBIS Ritvars	68 %	68 %
3 V SARSUNS Normunds	76 %	71 %
2 AVOTINS Aivars	63 %	69 %
1 GERHARDS Arturs	66 %	72 %
A BUSMANIS Raivis	- %	- %
Team Total	68 %	70 %

Sheet C

SUI - Switzerland	Game 3	All
4 S MICHEL Sven	81 %	86 %
3 V PAETZ Claudio	84 %	83 %
2 TROLLIET Sandro	81 %	78 %
1 GEMPELER Simon	92 %	93 %
A SCHWARZ Benoit	- %	- %
Team Total	84 %	85 %

CZE - Czech Republic	Game 3	All
4 S SNITIL Jiri	53 %	56 %
3 V SNITIL Martin	74 %	69 %
2 BARES Jakub	80 %	81 %
1 KITZBERGER Jindrich	69 %	78 %
A VYDRA Marek	93 %	80 %
Team Total	74 %	73 %

Sheet D

RUS - Russia	Game 3	All
4 V ARKHIPOV Evgeniy	44 %	62 %
3 STUKALSKY Alexey	84 %	86 %
2 S DROZDOV Andrey	67 %	78 %
1 DRON Petr	98 %	92 %
A KOZYREV Alexander	- %	- %
Team Total	73 %	79 %

NOR - Norway	Game 3	All
4 S ULSRUD Thomas	86 %	84 %
3 V NERGAARD Torger	100 %	95 %
2 SVAE Christoffer	89 %	92 %
1 PETERSSON Haavard Vad	98 %	89 %
A HOEIBERG Markus	- %	100 %
Team Total	93 %	90 %

Sheet E

DEN - Denmark	Game 3	All
4 S STJERNE Rasmus	79 %	73 %
3 V FREDERIKSEN Johnny	79 %	73 %
2 POULSEN Mikkel	79 %	84 %
1 HARRY Troels	95 %	84 %
A VILANDT Lars	- %	- %
Team Total	83 %	78 %

SWE - Sweden	Game 3	All
4 S EDIN Niklas	59 %	77 %
3 V KRAUPP Sebastian	71 %	80 %
2 LINDBERG Fredrik	91 %	86 %
1 KJAEELL Viktor	95 %	89 %
A ERIKSSON Oskar	- %	- %
Team Total	79 %	83 %

Session Results and Standings

Résultats de la session et classement

Sheet	Game	Team	LSFE	1	2	3	4	5	6	7	8	9	10	Extra Ends	Total
A	2	DEN - Denmark		0	1	0	1	0	0	3	0	1	X		6
	2	CZE - Czech Republic	*	1	0	1	0	1	0	0	1	0	X		4
B	2	SUI - Switzerland		0	1	0	0	2	0	0	1	1	0		5
	2	SWE - Sweden	*	1	0	2	1	0	1	0	0	0	1		6
C	2	NOR - Norway	*	3	2	2	0	2	0	X	X	X	X		9
	2	FRA - France		0	0	0	2	0	1	X	X	X	X		3
D	2	LAT - Latvia	*	1	1	0	1	0	1	2	1	0	0	1	8
	2	FIN - Finland		0	0	2	0	2	0	0	0	1	2	0	7
E	2	SCO - Scotland	*	0	2	0	2	0	2	1	0	X	X		7
	2	RUS - Russia		0	0	1	0	1	0	0	1	X	X		3

Standings after Round Robin Session 2

Rank	Team	Games	Wins	Losses
1	DEN - Denmark	2	2	0
1	NOR - Norway	2	2	0
1	SWE - Sweden	2	2	0
4	LAT - Latvia	2	1	1
4	RUS - Russia	2	1	1
4	SCO - Scotland	2	1	1
4	SUI - Switzerland	2	1	1
8	CZE - Czech Republic	2	0	2
8	FIN - Finland	2	0	2
8	FRA - France	2	0	2

LEGEND

LSFE (*) Last stone first end

X Unplayed/unfinished end due to concession

Percentage Summary

Résumé des pourcentages

Sheet A

DEN - Denmark		Game 2	All
4 S	STJERNE Rasmus	69 %	70 %
3 V	FREDERIKSEN Johnny	75 %	71 %
2	POULSEN Mikkel	84 %	86 %
1	HARRY Troels	79 %	80 %
A	VILANDT Lars	- %	- %
Team Total		77 %	77 %

CZE - Czech Republic		Game 2	All
4 S	SNITIL Jiri	55 %	58 %
3 V	SNITIL Martin	59 %	67 %
2	BARES Jakub	74 %	82 %
1	KITZBERGER Jindrich	88 %	88 %
A	VYDRA Marek	- %	71 %
Team Total		69 %	72 %

Sheet B

SUI - Switzerland		Game 2	All
4 S	MICHEL Sven	83 %	89 %
3 V	PAETZ Claudio	79 %	82 %
2	TROLLIET Sandro	69 %	76 %
1	GEMPELER Simon	94 %	93 %
A	SCHWARZ Benoit	- %	- %
Team Total		81 %	85 %

SWE - Sweden		Game 2	All
4 S	EDIN Niklas	80 %	84 %
3 V	KRAUPP Sebastian	83 %	84 %
2	LINDBERG Fredrik	80 %	84 %
1	KJAELL Viktor	78 %	87 %
A	ERIKSSON Oskar	- %	- %
Team Total		80 %	85 %

Sheet C

NOR - Norway		Game 2	All
4 S	ULSRUD Thomas	88 %	83 %
3 V	NERGAARD Torger	96 %	93 %
2	SVAE Christoffer	92 %	93 %
1	PETERSSON Haavard Vad	88 %	83 %
A	HOEIBERG Markus	100 %	100 %
Team Total		91 %	88 %

FRA - France		Game 2	All
4 S	VINCENT Joffrey	50 %	50 %
3 V	VINCENT Guillaume	60 %	55 %
2	VINCENT Rodolphe	75 %	61 %
1	BUTTOUDIN Frederic	85 %	80 %
A	BERRIN Tom	- %	- %
Team Total		68 %	62 %

Sheet D

LAT - Latvia		Game 2	All
4 S	GULBIS Ritvars	68 %	68 %
3 V	SARSUNS Normunds	69 %	68 %
2	AVOTINS Aivars	72 %	72 %
1	GERHARDS Arturs	69 %	76 %
A	BUSMANIS Raivis	- %	- %
Team Total		70 %	71 %

FIN - Finland		Game 2	All
4 V	ANTTILA Toni	59 %	61 %
3 S	RANTAMAEKI Tomi	66 %	68 %
2	PEURA Pekka	64 %	74 %
1	ILVONEN Kimmo	78 %	78 %
A	POELLAENEN Jermu	- %	63 %
Team Total		67 %	69 %

Sheet E

SCO - Scotland		Game 2	All
4 S	MURDOCH David	90 %	74 %
3 V	DRUMMOND Greg	91 %	78 %
2	ANDREWS Scott	94 %	89 %
1	GOODFELLOW Michael	88 %	88 %
A	BREWSTER Tom	- %	- %
Team Total		90 %	82 %

RUS - Russia		Game 2	All
4 V	ARKHIPOV Evgeniy	72 %	71 %
3	STUKALSKY Alexey	86 %	87 %
2 S	DROZDOV Andrey	81 %	83 %
1	DRON Petr	88 %	89 %
A	KOZYREV Alexander	- %	- %
Team Total		82 %	82 %

Session Results and Standings

Résultats de la session et classement

Sheet	Game	Team	LSFE	1	2	3	4	5	6	7	8	9	10	Extra Ends	Total
A	1	FRA - France	*	0	0	1	0	1	0	1	0	X	X		3
	1	SUI - Switzerland		1	2	0	1	0	4	0	5	X	X		13
B	1	SCO - Scotland		0	1	1	1	0	1	0	2	0	X		6
	1	DEN - Denmark	*	3	0	0	0	2	0	4	0	1	X		10
C	1	RUS - Russia	*	0	1	1	1	0	0	1	1	0	2		7
	1	FIN - Finland		0	0	0	0	2	1	0	0	1	0		4
D	1	CZE - Czech Republic		0	0	1	0	0	1	0	X	X	X		2
	1	SWE - Sweden	*	0	2	0	1	3	0	2	X	X	X		8
E	1	NOR - Norway	*	0	2	1	0	3	0	0	1	0	X		7
	1	LAT - Latvia		0	0	0	1	0	1	1	0	1	X		4

Standings after Round Robin Session 1

Rank	Team	Games	Wins	Losses
1	DEN - Denmark	1	1	0
1	NOR - Norway	1	1	0
1	RUS - Russia	1	1	0
1	SUI - Switzerland	1	1	0
1	SWE - Sweden	1	1	0
6	CZE - Czech Republic	1	0	1
6	FIN - Finland	1	0	1
6	FRA - France	1	0	1
6	LAT - Latvia	1	0	1
6	SCO - Scotland	1	0	1

LEGEND

LSFE (*) Last stone first end

X Unplayed/unfinished end due to concession

Percentage Summary

Résumé des pourcentages

Sheet A

FRA - France	Game 1	All
4 S VINCENT Joffrey	50 %	50 %
3 V VINCENT Guillaume	52 %	52 %
2 VINCENT Rodolphe	50 %	50 %
1 BUTTOUDIN Frederic	77 %	77 %
A BERRIN Tom	- %	- %
Team Total	57 %	57 %

SUI - Switzerland	Game 1	All
4 S MICHEL Sven	97 %	97 %
3 V PAETZ Claudio	86 %	86 %
2 TROLLIET Sandro	86 %	86 %
1 GEMPELER Simon	92 %	92 %
A SCHWARZ Benoit	- %	- %
Team Total	90 %	90 %

Sheet B

SCO - Scotland	Game 1	All
4 S MURDOCH David	61 %	61 %
3 V DRUMMOND Greg	67 %	67 %
2 ANDREWS Scott	85 %	85 %
1 GOODFELLOW Michael	89 %	89 %
A BREWSTER Tom	- %	- %
Team Total	75 %	75 %

DEN - Denmark	Game 1	All
4 S STJERNE Rasmus	72 %	72 %
3 V FREDERIKSEN Johnny	67 %	67 %
2 POULSEN Mikkel	89 %	89 %
1 HARRY Troels	82 %	82 %
A VILANDT Lars	- %	- %
Team Total	77 %	77 %

Sheet C

RUS - Russia	Game 1	All
4 V ARKHIPOV Evgeniy	70 %	70 %
3 STUKALSKY Alexey	88 %	88 %
2 S DROZDOV Andrey	84 %	84 %
1 DRON Petr	90 %	90 %
A KOZYREV Alexander	- %	- %
Team Total	83 %	83 %

FIN - Finland	Game 1	All
4 V ANTTILA Toni	63 %	63 %
3 S RANTAMAEMI Tomi	71 %	71 %
2 PEURA Pekka	86 %	86 %
1 POELLAENEN Jermu	63 %	63 %
A ILVONEN Kimmo	- %	- %
Team Total	71 %	71 %

Sheet D

CZE - Czech Republic	Game 1	All
4 S SNITIL Jiri	61 %	61 %
3 V SNITIL Martin	79 %	79 %
2 BARES Jakub	93 %	93 %
1 VYDRA Marek	71 %	71 %
A KITZBERGER Jindrich	- %	- %
Team Total	76 %	76 %

SWE - Sweden	Game 1	All
4 S EDIN Niklas	92 %	92 %
3 V KRAUPP Sebastian	86 %	86 %
2 LINDBERG Fredrik	89 %	89 %
1 KJAELL Viktor	100 %	100 %
A ERIKSSON Oskar	- %	- %
Team Total	92 %	92 %

Sheet E

NOR - Norway	Game 1	All
4 S ULSRUD Thomas	81 %	81 %
3 V NERGAARD Torger	90 %	90 %
2 SVAE Christoffer	94 %	94 %
1 PETERSSON Haavard Vad	80 %	80 %
A HOEIBERG Markus	- %	- %
Team Total	86 %	86 %

LAT - Latvia	Game 1	All
4 S GULBIS Ritvars	68 %	68 %
3 V SARSUNS Normunds	67 %	67 %
2 AVOTINS Aivars	72 %	72 %
1 GERHARDS Arturs	83 %	83 %
A BUSMANIS Raivis	- %	- %
Team Total	73 %	73 %

Entry List by Country

Liste des participant(e)s par Nation

As of FRI 22 NOV 2013

CZE - Czech Republic		
4 S	SNITIL Jiri	R
3 V	SNITIL Martin	R
2	BARES Jakub	R
1	VYDRA Marek	R
A	KITZBERGER Jindrich	R
C	FREDERIKSEN Sune	

DEN - Denmark		
4 S	STJERNE Rasmus	R
3 V	FREDERIKSEN Johnny	R
2	POULSEN Mikkel	R
1	HARRY Troels	R
A	VILANDT Lars	R
C	DRYBURGH James	

FIN - Finland		
4 V	ANTTILA Toni	R
3 S	RANTAMAEMI Tomi	R
2	PEURA Pekka	R
1	POELLAENEN Jermu	R
A	ILVONEN Kimmo	R
C	PATRIKKA Timo	

FRA - France		
4 S	VINCENT Joffrey	R
3 V	VINCENT Guillaume	R
2	VINCENT Rodolphe	R
1	BUTTOUDIN Frederic	R
A	BERRIN Tom	R
C	CONTAT Alain	

LAT - Latvia		
4 S	GULBIS Ritvars	R
3 V	SARSUNS Normunds	R
2	AVOTINS Aivars	R
1	GERHARDS Arturs	R
A	BUSMANIS Raivis	R
C	KRUSTS Roberts	

NOR - Norway		
4 S	ULSRUD Thomas	R
3 V	NERGAARD Torger	R
2	SVAE Christoffer	R
1	PETERSSON Haavard Vad	R
A	HOEIBERG Markus	R
C	TRULSEN Paal	

RUS - Russian Federation		
4 V	ARKHIPOV Evgeniy	R
3	STUKALSKY Alexey	R
2 S	DROZDOV Andrey	R
1	DRON Petr	R
A	KOZYREV Alexander	R
C	GUDIN Vasily	

SCO - Scotland		
4 S	MURDOCH David	R
3 V	DRUMMOND Greg	R
2	ANDREWS Scott	R
1	GOODFELLOW Michael	R
A	BREWSTER Tom	R
C	GRAN Soeren	

SUI - Switzerland		
4 S	MICHEL Sven	R
3 V	PAETZ Claudio	R
2	TROLLET Sandro	R
1	GEMPELER Simon	R
A	SCHWARZ Benoit	R
C	HUERLIMANN Robert	

SWE - Sweden		
4 S	EDIN Niklas	R
3 V	KRAUPP Sebastian	R
2	LINDBERG Fredrik	R
1	KJAELL Viktor	R
A	ERIKSSON Oskar	L
C	LUND Eva	

NOTE

Team position and functions are attached to each team member's name as follows:
4 = Fourth, **3** = Third, **2** = Second, **1** = Lead, **A** = Alternate, **S** = Skip, **V** = Vice-Skip, **C** = Coach

LEGEND

L Left-handed **R** Right-handed

Competition Officials

Officiels de compétition

As of SAT 30 NOV 2013

Function	Name	Country Code
WCF President	CAITHNESS Kate	SCO
Chief Umpire	ROETHLISBERGER Eeva	SUI
Deputy Chief Umpire	BARROWMAN Glenda	ENG
Game Umpire	MIDDLER Albert	SCO
	OLOFSSON Mats	SWE
	AUGUSTYNIAK Wojciech	POL
	BROWN Jim	NOR
Chief Timing Supervisor	FORRESTER Harold	SCO
Assistant Timing Supervisor	RONNING Kai Ove	NOR
Chief Ice Technician	SHUREK Mark	CAN
Assistant Ice Technician	CALLAN Mark	SCO