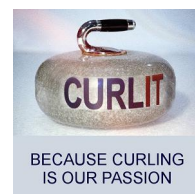


MEDALLISTS

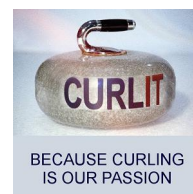
As of SAT 10 DEC 2011 / En date du SAM 10 DÉC 2011

Medal	Country	Name	
Gold	HUN - Hungary	SZEKERES Ildiko	Skip
		BERES Alexandra	Vice-Skip
		ADAM Boglarka	Second
		PATONAI Agnes	Lead
		PATHY-DENC SOE Blanka	Alternate
		NAGY Gyoergy	Coach
Silver	FIN - Finland	PUUSTINEN Sanna	Vice-Skip
		HOSSI Heidi	Third
		KAUSTE Oona	Skip
		JUHASZ Eszter	Lead
		HIPPI Marjo	Alternate
		KAUSTE Aku	Coach
Bronze	SVK - Slovakia	KAJANOVA Gabriela	Skip
		KAJANOVA Martina	Third
		AXAMITOVA Zuzana	Vice-Skip
		MALCEVOVA Zuzana	Lead
		KAJAN Milan	Coach



FINAL STANDINGS

Rank	Team	Players	Position
1	HUN - Hungary	SZEKERES Ildiko BERES Alexandra ADAM Boglarka PATONAI Agnes PATHY-DENCISOE Blanka	Skip Third Second Lead Alternate
2	FIN - Finland	PUUSTINEN Sanna HOSSI Heidi KAUSTE Oona JUHASZ Eszter HIPPI Marjo	Fourth Third Skip Lead Alternate
3	SVK - Slovakia	KAJANOVA Gabriela KAJANOVA Martina AXAMITOVA Zuzana MALCEVOVA Zuzana	Skip Third Second Lead
4	POL - Poland	RAN Elzbieta STRACZEK Magda DUMANOWSKA Magdalena MUSIK Agata HANDZLIK Agnieszka	Skip Third Second Lead Alternate
5	AUT - Austria	TOTH Karina HUMMELT Constanze HOEFLER Andrea SAUERSTEIN Tina	Skip Third Second Lead
6	EST - Estonia	LILL Kristiine JANSON Oole VELGA Marju TAMMES Marcella USTAV Kuellike	Skip Third Second Lead Alternate
7	ENG - England	FOWLER Anna HAWKER Fiona WARD Angharad HUTCHEON Debbie	Fourth Skip Second Lead
8	ESP - Spain	OTAEGI Oihane OTAEGI Leire IRAZUSTA Iera SAENZ Aitana MANTEROLA Asuncion	Skip Third Second Lead Alternate
9	IRL - Ireland	HIBBERD Carolyn KERR Louise GORMLEY LEAHY Hazel DRURY Gillian PATERSON Jane	Skip Third Second Lead Alternate
10	WAL - Wales	BEEVER Laura ROBBINS Jane HOULBROOKE Diana ANDREW Sara	Skip Third Second Lead



COMPETITION SUMMARY

As of FRI 9 DEC 2011 / En date du VEN 9 DÉC 2011

Session	Date	Time	Sheet F	Sheet G	Sheet H	Sheet J	Sheet K	Sheet L
Session 1	3 Dec	12:30	FIN - IRL 11:3	AUT - HUN 3:7		EST - WAL 10:3	POL - SVK 7:4	ENG - ESP 6:4
Session 2	3 Dec	20:30	POL - AUT 9:7	ESP - SVK 5:6	FIN - EST 8:7	ENG - IRL 14:3	HUN - WAL 11:2	
Session 3	4 Dec	12:00	WAL - SVK 4:8	IRL - EST 9:11	HUN - POL 3:6		ENG - AUT 7:11	ESP - FIN 2:10
Session 4	4 Dec	20:00	IRL - HUN 4:8	ENG - FIN 8:9	AUT - SVK 8:6	WAL - POL 0:10	EST - ESP 5:8	
Session 5	5 Dec	12:00	ENG - POL 5:6	HUN - ESP 8:2		AUT - EST 9:10	SVK - FIN 3:11	IRL - WAL 12:8
Session 6	5 Dec	20:00	SVK - EST 8:1	FIN - WAL 9:2	ESP - AUT 2:10		IRL - POL 6:10	HUN - ENG 8:6
Session 7	6 Dec	12:00	AUT - FIN 6:8		EST - HUN 3:5	POL - ESP 6:4	WAL - ENG 1:12	SVK - IRL 6:4
Session 8	6 Dec	20:00	ESP - WAL 11:4	EST - POL 9:8	SVK - ENG 8:5	IRL - AUT 3:10		FIN - HUN 7:8
Session 9	7 Dec	12:00	EST - ENG 8:7		POL - FIN 4:6	SVK - HUN 4:5	ESP - IRL 11:5	WAL - AUT 4:13
Tie-breaker 1	7 Dec	20:00			EST - SVK 3:7			
Tie-breaker 2	8 Dec	9:00	AUT - SVK 7:9					
Page	8 Dec	17:00		HUN - FIN 7:4	POL - SVK 7:3			
Semifinal	9 Dec	8:00	POL - FIN 7:8					
Gold Medal	9 Dec	13:00					HUN - FIN 4:1	
Bronze Medal	10 Dec	9:30			POL - SVK 6:7			

Standings After Round Robin

Rank	Team	Games	Wins	Losses			
1	HUN - Hungary	9	8	1	Q	w1	
2	FIN - Finland	9	8	1	Q	w0	
3	POL - Poland	9	7	2	Q		
4	AUT - Austria	9	5	4	TB	w1	DSC 40.7 cm
4	SVK - Slovakia	9	5	4	TB	w1	DSC 48.5 cm
4	EST - Estonia	9	5	4	TB	w1	DSC 61.5 cm
7	ENG - England	9	3	6		w1	
8	ESP - Spain	9	3	6		w0	
9	IRL - Ireland	9	1	8			
10	WAL - Wales	9	0	9			

Championship Bracket

Play-offs	Semifinal	Finals	Final Standings
1 HUN 7		HUN 4	Gold HUN
2 FIN 4		FIN 1	Silver FIN
	FIN 8		Bronze SVK
3 POL 7		POL 6	4 POL
4 SVK 3		SVK 7	5 AUT
	POL 7		6 EST
			7 ENG
			8 ESP
			9 IRL
			10 WAL

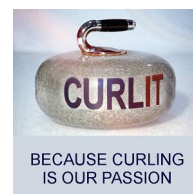
LEGEND

DSC Draw Shot Challenge
wx Number of wins (x) against tied teams

Q Qualified for the play-offs

TB Involved in the tie-breaker

World Challenge:
CZE wins both games vs. HUN (7:4 and 7:4) and qualifies for the World Championships



SESSION RESULTS AND STANDINGS

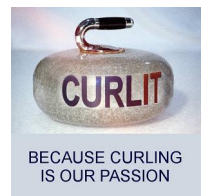
SAT 10 DEC 2011 / SAM 10 DÉC 2011 START TIME / DÉBUT 9:30

Sheet	Round	Team	LSFE	1	2	3	4	5	6	7	8	9	10	Extra	Ends	Total
L	2	CZE - Czech Republic	*	1	0	0	1	0	2	1	2	0	X			7
	13	HUN - Hungary		0	1	1	0	1	0	0	0	1	X			4

LEGEND

LSFE (*) Last stone first end X Unplayed/unfinished end due to concession

CZE wins the best of three series 2:0 and qualifies for the World Championships 2012



SESSION RESULTS AND STANDINGS

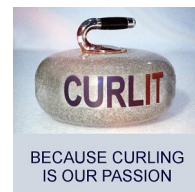
FRI 9 DEC 2011 / VEN 9 DÉC 2011 START TIME / DÉBUT 20:00

Sheet	Round	Team	LSFE	1	2	3	4	5	6	7	8	9	10	Extra	Ends	Total
E	12	HUN - Hungary		0	0	0	1	1	0	2	0	0	X			4
	1	CZE - Czech Republic	*	0	0	3	0	0	2	0	0	2	X			7

LEGEND

LSFE (*) Last stone first end

X Unplayed/unfinished end due to concession



SESSION RESULTS AND STANDINGS

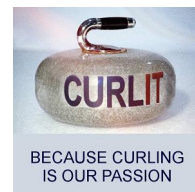
FRI 9 DEC 2011 / VEN 9 DÉC 2011 START TIME / DÉBUT 13:00

Sheet	Round	Team	LSFE	1	2	3	4	5	6	7	8	9	10	Extra	Ends	Total
K	11	HUN - Hungary	*	0	0	0	2	0	1	0	0	1	X			4
	12	FIN - Finland		0	0	0	0	0	0	1	0	0	X			1

Championship Bracket									
Play-offs		Semifinal		Finals		Final Standings			
1	HUN 7			HUN 4		Gold	HUN		
2	FIN 4			FIN 1	HUN	Silver	FIN		
		FIN 8					5	AUT	
		POL 7					6	EST	
3	POL 7			POL			7	ENG	
4	SVK 3			SVK			8	ESP	
							9	IRL	
							10	WAL	

LEGEND

LSFE (*) Last stone first end X Unplayed/unfinished end due to concession



SESSION RESULTS AND STANDINGS

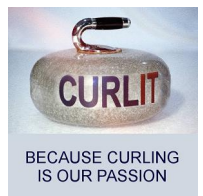
SAT 10 DEC 2011 / SAM 10 DÉC 2011 START TIME / DÉBUT 9:30

Sheet	Round	Team	LSFE	1	2	3	4	5	6	7	8	9	10	Extra	Ends	Total
H	12	POL - Poland	*	0	0	1	0	0	3	2	0	0	0			6
	13	SVK - Slovakia		1	0	0	1	1	0	0	1	1	2			7

Championship Bracket				Final Standings	
Play-offs	Semifinal	Finals			
1 HUN 7		HUN 4	HUN	Gold	HUN
2 FIN 4	FIN 8	FIN 1		Silver	FIN
3 POL 7	POL 7	POL 6	SVK	Bronze	SVK
4 SVK 3		SVK 7		4	POL
				5	AUT
				6	EST
				7	ENG
				8	ESP
				9	IRL
				10	WAL

LEGEND

LSFE (*) Last stone first end

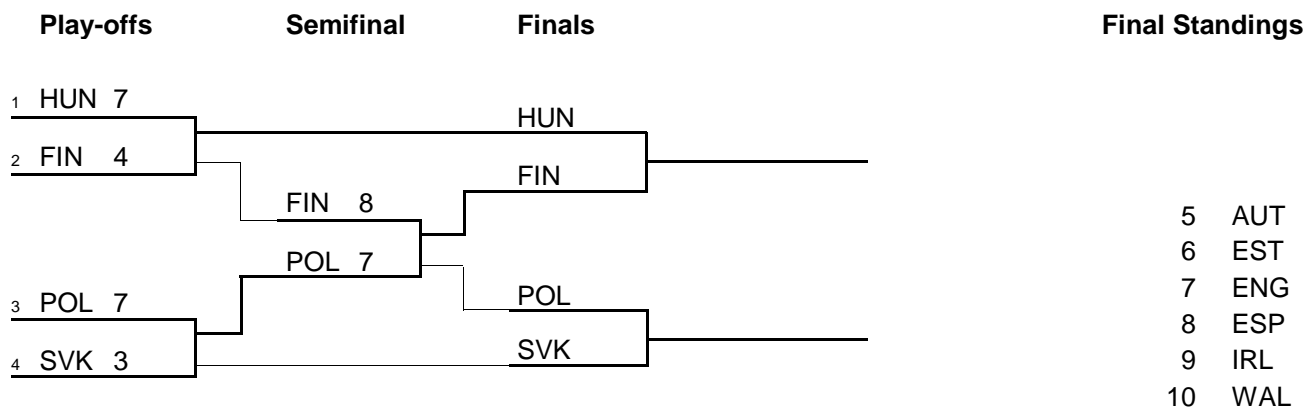


SESSION RESULTS AND STANDINGS

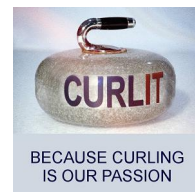
FRI 9 DEC 2011 / VEN 9 DÉC 2011 START TIME / DÉBUT 8:00

Sheet	Round	Team	LSFE	1	2	3	4	5	6	7	8	9	10	Extra	Ends	Total
F	11	POL - Poland		0	1	0	0	0	0	4	0	2	0			7
	11	FIN - Finland	*	1	0	0	0	1	2	0	3	0	1			8

Championship Bracket



LEGEND
LSFE (*) Last stone first end

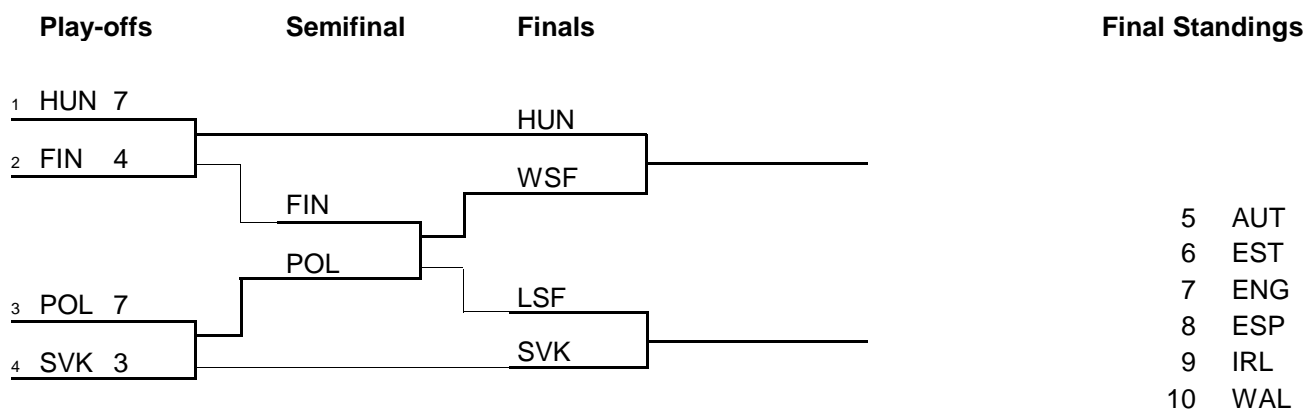


SESSION RESULTS AND STANDINGS

THU 8 DEC 2011 / JEU 8 DÉC 2011 START TIME / DÉBUT 17:00

Sheet	Round	Team	LSFE	1	2	3	4	5	6	7	8	9	10	Extra	Ends	Total
G	10	HUN - Hungary	*	1	0	1	0	2	0	0	3	0	X			7
	10	FIN - Finland		0	1	0	1	0	0	1	0	1	X			4
H	10	POL - Poland	*	2	0	0	2	0	1	0	1	1	X			7
	12	SVK - Slovakia		0	2	0	0	1	0	0	0	0	X			3

Championship Bracket



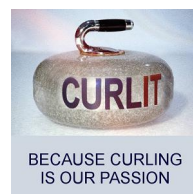
LEGEND

LSF Loser of semifinal

LSFE (*) Last stone first end

WSF Winner of semifinal

X Unplayed/unfinished end due to concession



SESSION RESULTS AND STANDINGS

THU 8 DEC 2011 / JEU 8 DÉC 2011 START TIME / DÉBUT 9:00

Sheet	Round	Team	LSFE	1	2	3	4	5	6	7	8	9	10	Extra	Ends	Total
F	10	AUT - Austria	*	0	0	1	1	0	2	0	1	0	2	0		7
	11	SVK - Slovakia		1	2	0	0	2	0	1	0	1	0	2		9

Standings After Tie-breaker Session 2

Rank	Team	Games	Wins	Losses	TB W-L
1	HUN - Hungary	9	8	1	Q w1
2	FIN - Finland	9	8	1	Q w0
3	POL - Poland	9	7	2	Q
4	SVK - Slovakia	9	5	4	2 - 0 Q
5	AUT - Austria	9	5	4	0 - 1
6	EST - Estonia	9	5	4	0 - 1
7	ENG - England	9	3	6	w1
8	ESP - Spain	9	3	6	w0
9	IRL - Ireland	9	1	8	->C
10	WAL - Wales	9	0	9	->C

LEGEND

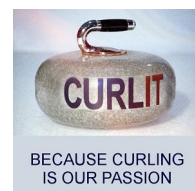
LSFE (*) Last stone first end

Q Qualified for the play-offs

TB W-L Tie-breaker Wins-Losses

wx Number of wins (x) against tied teams

IRL and WAL are relegated to the C-Division



SESSION RESULTS AND STANDINGS

WED 7 DEC 2011 / MER 7 DÉC 2011 START TIME / DÉBUT 20:00

Sheet	Round	Team	LSFE	1	2	3	4	5	6	7	8	9	10	Extra	Ends	Total
H	10	EST - Estonia		0	1	0	0	1	0	0	1	0	X			3
	10	SVK - Slovakia	*	1	0	0	1	0	1	2	0	2	X			7

Standings After Tie-breaker Session 1

Rank	Team	Games	Wins	Losses	TB	W-L			
1	HUN - Hungary	9	8	1			Q	w1	
2	FIN - Finland	9	8	1			Q	w0	
3	POL - Poland	9	7	2			Q		
4	AUT - Austria	9	5	4			TB	w1	DSC 40.7 cm
4	SVK - Slovakia	9	5	4	1 - 0		TB	w1	DSC 48.5 cm
6	EST - Estonia	9	5	4	0 - 1				
7	ENG - England	9	3	6				w1	
8	ESP - Spain	9	3	6				w0	
9	IRL - Ireland	9	1	8					
10	WAL - Wales	9	0	9					

Tie-breaker schedule:

THU 8 DEC 9:00 TB3 AUT - SVK

LEGEND

DSC Draw Shot Challenge

TB Involved in the tie-breaker

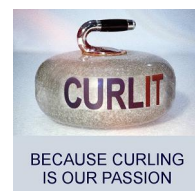
X Unplayed/unfinished end due to concession

LSFE (*) Last stone first end

TB W-L Tie-breaker Wins-Losses

Q Qualified for the play-offs

wx Number of wins (x) against tied teams



COMPETITION MATRIX

As of WED 7 DEC 2011 / En date du MER 7 DÉC 2011

Team	CZE	DEN	GER	ITA	LAT	NOR	RUS	SCO	SUI	SWE
CZE		1 - 11	3 - 5	8 - 4	10 - 1	5 - 6	12 - 10	6 - 10	7 - 9	0 - 12
DEN	11 - 1		6 - 4	13 - 7	6 - 5	11 - 2	8 - 7	12 - 2	6 - 5	6 - 9
GER	5 - 3	4 - 6		7 - 6	7 - 5	8 - 4	3 - 8	5 - 7	7 - 5	6 - 9
ITA	4 - 8	7 - 13	6 - 7		11 - 4	9 - 5	5 - 7	4 - 5	8 - 4	3 - 8
LAT	1 - 10	5 - 6	5 - 7	4 - 11		8 - 6	2 - 10	6 - 9	4 - 11	2 - 14
NOR	6 - 5	2 - 11	4 - 8	5 - 9	6 - 8		4 - 7	6 - 8	3 - 8	2 - 8
RUS	10 - 12	7 - 8	8 - 3	7 - 5	10 - 2	7 - 4		4 - 7	11 - 5	4 - 8
SCO	10 - 6	2 - 12	7 - 5	5 - 4	9 - 6	8 - 6	7 - 4		10 - 7	L - W
SUI	9 - 7	5 - 6	5 - 7	4 - 8	11 - 4	8 - 3	5 - 11	7 - 10		4 - 5
SWE	12 - 0	9 - 6	9 - 6	8 - 3	14 - 2	8 - 2	8 - 4	W - L	5 - 4	

Standings After Round Robin

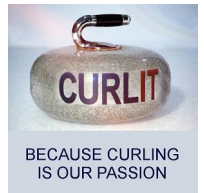

Rank	Team	Games	Wins	Losses		
1	SWE - Sweden	9	9	0		Q
2	DEN - Denmark	9	8	1		Q
3	SCO - Scotland	9	7	2		Q
4	RUS - Russia	9	5	4		TB w1
4	GER - Germany	9	5	4		TB w0
6	ITA - Italy	9	3	6		TB-W w1 DSC 35.51 cm
6	SUI - Switzerland	9	3	6		TB-W w1 DSC 36.69 cm
6	CZE - Czech Republic	9	3	6		TB-W w1 DSC 41.80 cm
9	LAT - Latvia	9	1	8		w1
10	NOR - Norway	9	1	8		w0

LEGEND

DSC Draw Shot Challenge
TB Involved in the tie-breaker

L Loss
W Win

Q Qualified for the play-offs
wx Number of wins (x) against tied teams



DRAW SHOT CHALLENGE

As of WED 7 DEC 2011 / En date du MER 7 DÉC 2011

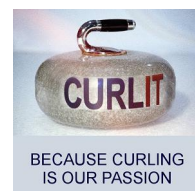
Rank	Team	Last Stone Draw in each Round Robin Game									DSC
		1	2	3	4	5	6	7	8	9	
1	HUN - Hungary	185.4	16.1	39.1	22.9	1.3	34.8	40.0	26.3	35.0	26.94 cm
2	POL - Poland	69.8	2.8	75.2	0.0	0.0	35.0	56.3	49.8	48.6	32.79 cm
3	AUT - Austria	51.6	20.1	0.0	49.5	21.8	125.9	21.2	36.9	124.6	40.71 cm
4	SVK - Slovakia	33.7	63.3	12.6	4.1	48.7	44.3	185.4	180.2	1.2	48.51 cm
5	FIN - Finland	7.2	71.6	27.6	19.8	185.4	104.9	62.6	93.1	4.0	48.85 cm
6	IRL - Ireland	185.4	42.6	16.1	51.6	80.1	7.5	160.5	25.1	50.4	54.24 cm
7	EST - Estonia	45.9	118.3	113.4	142.6	0.0	154.8	71.8	0.0	0.0	61.50 cm
8	ENG - England	19.6	18.8	166.2	58.9	53.5	68.3	169.9	90.8	24.9	62.63 cm
9	ESP - Spain	32.1	88.7	185.4	116.0	90.1	57.4	53.1	98.9	37.5	71.73 cm
10	WAL - Wales	185.4	28.4	185.4	185.4	121.6	37.8	185.4	0.0	167.2	113.90 cm
11	CZE - Czech Republic										

NOTES

The Draw Shot Challenge (DSC) is the average distance of the Last Stone Draws (LSD) which were played by a team during the round robin. The single least favourable LSD result is automatically eliminated before calculating this average distance. The team with the lesser DSC receives the higher ranking.
For teams with equal DSC, the team with the best non-equal LSD receives the higher ranking. In case all LSD are equal, the team ranked higher in the WCF World Ranking is ranked higher.

LEGEND

DSC Draw Shot Challenge



SCORING ANALYSIS

As of WED 7 DEC 2011 / En date du MER 7 DÉC 2011

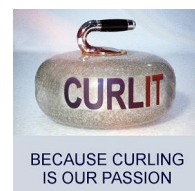
Team	Games		Stolen		Points Scored						Total	Plus / Minus
			LSFE	Ends	0	1	2	3	4	>4		
FIN - Finland	9	For	5	13	4	15	13	7	3	1	79	+36
		Against	4	8	2	19	12	0	0	0	43	
HUN - Hungary	9	For	8	19	5	28	11	3	1	0	63	+26
		Against	1	9	7	18	8	1	0	0	37	
POL - Poland	9	For	3	19	6	20	15	4	1	0	66	+22
		Against	6	7	9	18	7	4	0	0	44	
AUT - Austria	9	For	3	13	1	16	12	8	2	1	77	+21
		Against	6	10	0	23	9	5	0	0	56	
ENG - England	9	For	4	16	3	25	11	1	1	3	70	+12
		Against	5	7	3	16	16	2	1	0	58	
SVK - Slovakia	9	For	7	14	7	27	7	4	0	0	53	+3
		Against	2	14	2	25	6	3	1	0	50	
EST - Estonia	9	For	4	13	2	21	12	5	1	0	64	-1
		Against	5	15	6	21	16	4	0	0	65	
ESP - Spain	9	For	4	9	6	15	12	2	1	0	49	-11
		Against	5	11	9	17	7	7	2	0	60	
IRL - Ireland	9	For	5	5	3	17	8	2	1	1	49	-40
		Against	4	19	0	22	13	3	4	3	89	
WAL - Wales	9	For	2	4	1	14	3	1	0	1	28	-68
		Against	7	25	0	19	10	8	3	4	96	
Total	45			125	38	198	104	37	11	7	598	

NOTES

Stolen ends are the ends won without the last stone advantage

LEGEND

>4 More than four points scored



SUMMARY OF BIG ENDS

As of WED 7 DEC 2011 / En date du MER 7 DÉC 2011

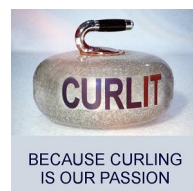
Points Scored	By	Against	Session	End	Game Result
6	ENG - England	IRL - Ireland	2	5	14 : 3
6	IRL - Ireland	WAL - Wales	5	9	12 : 8
5	AUT - Austria	WAL - Wales	9	5	13 : 4
5	ENG - England	WAL - Wales	7	3	12 : 1
5	ENG - England	WAL - Wales	7	4	12 : 1
5	FIN - Finland	IRL - Ireland	1	5	11 : 3
5	WAL - Wales	IRL - Ireland	5	7	8 : 12
4	AUT - Austria	ENG - England	3	6	11 : 7
4	AUT - Austria	IRL - Ireland	8	6	10 : 3
4	ENG - England	IRL - Ireland	2	3	14 : 3
4	ESP - Spain	WAL - Wales	8	8	11 : 4
4	EST - Estonia	WAL - Wales	1	7	10 : 3
4	FIN - Finland	IRL - Ireland	1	3	11 : 3
4	FIN - Finland	ESP - Spain	3	6	10 : 2
4	FIN - Finland	SVK - Slovakia	5	6	11 : 3
4	HUN - Hungary	WAL - Wales	2	4	11 : 2
4	IRL - Ireland	ESP - Spain	9	3	5 : 11
4	POL - Poland	IRL - Ireland	6	5	10 : 6

NOTES

Big ends are defined as ends with a score of four or more points.

LEGEND

SF Semifinals



SESSION RESULTS AND STANDINGS

WED 7 DEC 2011 / MER 7 DÉC 2011 START TIME / DÉBUT 12:00

Sheet	Round	Team	LSFE	1	2	3	4	5	6	7	8	9	10	Extra	Ends	Total
F	9	EST - Estonia	*	2	0	3	2	0	0	0	0	0	1			8
	9	ENG - England		0	2	0	0	1	1	1	1	1	0			7
H	9	POL - Poland		0	0	1	1	0	0	2	0	0	0			4
	9	FIN - Finland	*	0	0	0	0	0	1	0	2	2	1			6
J	9	SVK - Slovakia	*	0	2	0	0	0	1	0	0	0	1	0		4
	9	HUN - Hungary		0	0	1	0	1	0	1	1	0	0	1		5
K	9	ESP - Spain	*	1	0	0	2	2	2	1	1	2	X			11
	9	IRL - Ireland		0	1	4	0	0	0	0	0	0	X			5
L	9	WAL - Wales		0	0	3	0	0	1	X	X	X	X			4
	9	AUT - Austria	*	2	3	0	3	5	0	X	X	X	X			13

Standings After Round Robin

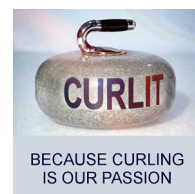
Rank	Team	Games	Wins	Losses				
1	HUN - Hungary	9	8	1	Q	w1		
2	FIN - Finland	9	8	1	Q	w0		
3	POL - Poland	9	7	2	Q			
4	AUT - Austria	9	5	4	TB	w1	DSC	40.7 cm
4	SVK - Slovakia	9	5	4	TB	w1	DSC	48.5 cm
4	EST - Estonia	9	5	4	TB	w1	DSC	61.5 cm
7	ENG - England	9	3	6		w1		
8	ESP - Spain	9	3	6		w0		
9	IRL - Ireland	9	1	8				
10	WAL - Wales	9	0	9				

Tie-breaker schedule:

WED 7 DEC 20:00 TB1 SVK - EST
THU 8 DEC 9:00 TB2 AUT - WTB1

LEGEND

DSC Draw Shot Challenge
TB Involved in the tie-breaker
X Unplayed/unfinished end due to concession
LSFE (*) Last stone first end
WTBx Winner of tie-breaker x
Q Qualified for the play-offs
wx Number of wins (x) against tied teams



SESSION RESULTS AND STANDINGS

TUE 6 DEC 2011 / MAR 6 DÉC 2011 START TIME / DÉBUT 20:00

Sheet	Round	Team	LSFE	1	2	3	4	5	6	7	8	9	10	Extra	Ends	Total
F	8	ESP - Spain		0	1	3	0	0	3	0	4	X	X			11
	8	WAL - Wales	*	1	0	0	1	1	0	1	0	X	X			4
G	8	EST - Estonia	*	1	0	2	0	0	2	0	3	0	0	1		9
	8	POL - Poland		0	0	0	2	2	0	2	0	1	1	0		8
H	8	SVK - Slovakia		0	1	1	0	0	0	2	0	2	2			8
	8	ENG - England	*	1	0	0	1	1	1	0	1	0	0			5
J	8	IRL - Ireland	*	1	0	1	0	1	0	0	X	X	X			3
	8	AUT - Austria		0	2	0	3	0	4	1	X	X	X			10
L	8	FIN - Finland		0	0	2	1	2	1	0	1	0	0			7
	8	HUN - Hungary	*	2	2	0	0	0	0	1	0	2	1			8

Standings After Round Robin Session 8

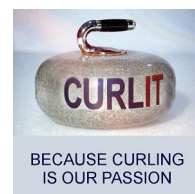
Rank	Team	Games	Wins	Losses	
1	FIN - Finland	8	7	1	Q
1	HUN - Hungary	8	7	1	Q
1	POL - Poland	8	7	1	Q
4	SVK - Slovakia	8	5	3	
5	AUT - Austria	8	4	4	
5	EST - Estonia	8	4	4	
7	ENG - England	8	3	5	
8	ESP - Spain	8	2	6	
9	IRL - Ireland	8	1	7	
10	WAL - Wales	8	0	8	

LEGEND

LSFE (*) Last stone first end

Q Qualified for the play-offs

X Unplayed/unfinished end due to concession



SESSION RESULTS AND STANDINGS

TUE 6 DEC 2011 / MAR 6 DÉC 2011 START TIME / DÉBUT 12:00

Sheet	Round	Team	LSFE	1	2	3	4	5	6	7	8	9	10	Extra	Ends	Total
F	7	AUT - Austria	*	2	0	2	0	0	0	1	0	1	0			6
	7	FIN - Finland		0	2	0	2	1	0	0	1	0	2			8
H	7	EST - Estonia		0	1	0	0	1	1	0	0	0	0			3
	7	HUN - Hungary	*	1	0	0	2	0	0	1	0	0	1			5
J	7	POL - Poland		0	0	0	0	0	3	0	0	0	1	2		6
	7	ESP - Spain	*	0	1	0	0	0	0	0	1	2	0	0		4
K	7	WAL - Wales		1	0	0	0	0	0	X	X	X	X			1
	7	ENG - England	*	0	1	5	5	1	0	X	X	X	X			12
L	7	SVK - Slovakia		1	0	1	1	0	1	0	1	0	1			6
	7	IRL - Ireland	*	0	1	0	0	2	0	0	0	1	0			4

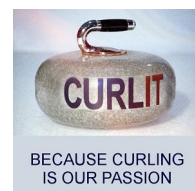
Standings After Round Robin Session 7

Rank	Team	Games	Wins	Losses
1	FIN - Finland	7	7	0
1	POL - Poland	7	7	0
3	HUN - Hungary	7	6	1
4	SVK - Slovakia	7	4	3
5	AUT - Austria	7	3	4
5	ENG - England	7	3	4
5	EST - Estonia	7	3	4
8	ESP - Spain	7	1	6
8	IRL - Ireland	7	1	6
10	WAL - Wales	7	0	7

LEGEND

LSFE (*) Last stone first end

X Unplayed/unfinished end due to concession



SESSION RESULTS AND STANDINGS

MON 5 DEC 2011 / LUN 5 DÉC 2011 START TIME / DÉBUT 20:00

Sheet	Round	Team	LSFE	1	2	3	4	5	6	7	8	9	10	Extra	Ends	Total
F	6	SVK - Slovakia	*	1	0	0	1	2	1	3	X	X	X			8
	6	EST - Estonia		0	1	0	0	0	0	0	X	X	X			1
G	6	FIN - Finland		3	1	2	0	3	0	X	X	X	X			9
	6	WAL - Wales	*	0	0	0	1	0	1	X	X	X	X			2
H	6	ESP - Spain	*	1	0	0	0	0	1	0	X	X	X			2
	6	AUT - Austria		0	3	1	2	1	0	3	X	X	X			10
K	6	IRL - Ireland	*	0	1	0	1	0	3	0	0	1	X			6
	6	POL - Poland		1	0	1	0	4	0	2	2	0	X			10
L	6	HUN - Hungary	*	1	1	0	0	2	0	2	0	1	1			8
	6	ENG - England		0	0	1	1	0	2	0	2	0	0			6

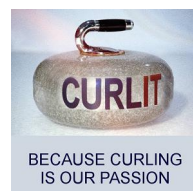
Standings After Round Robin Session 6

Rank	Team	Games	Wins	Losses
1	FIN - Finland	6	6	0
1	POL - Poland	6	6	0
3	HUN - Hungary	6	5	1
4	AUT - Austria	6	3	3
4	EST - Estonia	6	3	3
4	SVK - Slovakia	6	3	3
7	ENG - England	6	2	4
8	ESP - Spain	6	1	5
8	IRL - Ireland	6	1	5
10	WAL - Wales	6	0	6

LEGEND

LSFE (*) Last stone first end

X Unplayed/unfinished end due to concession



SESSION RESULTS AND STANDINGS

MON 5 DEC 2011 / LUN 5 DÉC 2011 START TIME / DÉBUT 12:00

Sheet	Round	Team	LSFE	1	2	3	4	5	6	7	8	9	10	Extra	Ends	Total
F	5	ENG - England		0	0	1	0	1	0	1	0	2	0			5
	5	POL - Poland	*	0	0	0	2	0	1	0	1	0	2			6
G	5	HUN - Hungary	*	0	3	1	3	0	0	1	X	X	X			8
	5	ESP - Spain		0	0	0	0	0	2	0	X	X	X			2
J	5	AUT - Austria		0	3	0	2	0	0	1	0	2	1	0		9
	5	EST - Estonia	*	3	0	1	0	1	1	0	3	0	0	1		10
K	5	SVK - Slovakia	*	1	0	0	0	2	0	X	X	X	X			3
	5	FIN - Finland		0	3	1	3	0	4	X	X	X	X			11
L	5	IRL - Ireland	*	1	0	1	2	0	1	0	1	6	X			12
	5	WAL - Wales		0	1	0	0	2	0	5	0	0	X			8

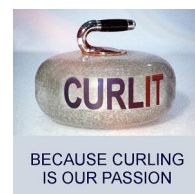
Standings After Round Robin Session 5

Rank	Team	Games	Wins	Losses
1	FIN - Finland	5	5	0
1	POL - Poland	5	5	0
3	HUN - Hungary	5	4	1
4	EST - Estonia	5	3	2
5	AUT - Austria	5	2	3
5	ENG - England	5	2	3
5	SVK - Slovakia	5	2	3
8	ESP - Spain	5	1	4
8	IRL - Ireland	5	1	4
10	WAL - Wales	5	0	5

LEGEND

LSFE (*) Last stone first end

X Unplayed/unfinished end due to concession



SESSION RESULTS AND STANDINGS

SUN 4 DEC 2011 / DIM 4 DÉC 2011 START TIME / DÉBUT 20:00

Sheet	Round	Team	LSFE	1	2	3	4	5	6	7	8	9	10	Extra	Ends	Total
F	4	IRL - Ireland		1	0	1	0	0	0	2	0	0	X			4
	4	HUN - Hungary	*	0	3	0	1	1	0	0	1	2	X			8
G	4	ENG - England		0	1	0	2	0	1	1	1	0	2	0		8
	4	FIN - Finland	*	3	0	2	0	1	0	0	0	2	0	1		9
H	4	AUT - Austria		3	1	0	2	0	1	1	0	0	X			8
	4	SVK - Slovakia	*	0	0	1	0	3	0	0	1	1	X			6
J	4	WAL - Wales		0	0	0	0	0	0	X	X	X	X			0
	4	POL - Poland	*	1	1	2	3	1	2	X	X	X	X			10
K	4	EST - Estonia		0	0	0	0	2	1	0	2	0	0			5
	4	ESP - Spain	*	0	0	1	2	0	0	2	0	2	1			8

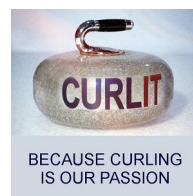
Standings After Round Robin Session 4

Rank	Team	Games	Wins	Losses
1	FIN - Finland	4	4	0
1	POL - Poland	4	4	0
3	HUN - Hungary	4	3	1
4	AUT - Austria	4	2	2
4	ENG - England	4	2	2
4	EST - Estonia	4	2	2
4	SVK - Slovakia	4	2	2
8	ESP - Spain	4	1	3
9	IRL - Ireland	4	0	4
9	WAL - Wales	4	0	4

LEGEND

LSFE (*) Last stone first end

X Unplayed/unfinished end due to concession



SESSION RESULTS AND STANDINGS

SUN 4 DEC 2011 / DIM 4 DÉC 2011 START TIME / DÉBUT 12:00

Sheet	Round	Team	LSFE	1	2	3	4	5	6	7	8	9	10	Extra	Ends	Total
F	3	WAL - Wales		2	0	0	0	0	1	0	0	1	X			4
	3	SVK - Slovakia	*	0	1	1	1	1	0	3	1	0	X			8
G	3	IRL - Ireland	*	0	2	0	0	0	0	2	0	2	3	0		9
	3	EST - Estonia		3	0	1	1	2	1	0	1	0	0	2		11
H	3	HUN - Hungary	*	0	1	1	0	1	0	0	0	0	X			3
	3	POL - Poland		0	0	0	3	0	1	0	2	0	X			6
K	3	ENG - England		0	2	0	2	2	0	1	0	0	X			7
	3	AUT - Austria	*	2	0	1	0	0	4	0	2	2	X			11
L	3	ESP - Spain		0	0	1	0	1	0	X	X	X	X			2
	3	FIN - Finland	*	2	1	0	3	0	4	X	X	X	X			10

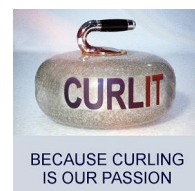
Standings After Round Robin Session 3

Rank	Team	Games	Wins	Losses
1	FIN - Finland	3	3	0
1	POL - Poland	3	3	0
3	ENG - England	3	2	1
3	EST - Estonia	3	2	1
3	HUN - Hungary	3	2	1
3	SVK - Slovakia	3	2	1
7	AUT - Austria	3	1	2
8	ESP - Spain	3	0	3
8	IRL - Ireland	3	0	3
8	WAL - Wales	3	0	3

LEGEND

LSFE (*) Last stone first end

X Unplayed/unfinished end due to concession



SESSION RESULTS AND STANDINGS

SAT 3 DEC 2011 / SAM 3 DÉC 2011 START TIME / DÉBUT 20:30

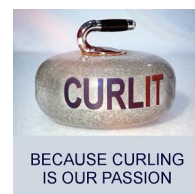
Sheet	Round	Team	LSFE	1	2	3	4	5	6	7	8	9	10	Extra	Ends	Total
F	2	POL - Poland	*	1	1	0	3	2	0	2	0	0	X			9
	2	AUT - Austria		0	0	1	0	0	1	0	2	3	X			7
G	2	ESP - Spain		0	2	0	0	0	2	0	0	1	0	0		5
	2	SVK - Slovakia	*	2	0	0	1	0	0	0	1	0	1	1		6
H	2	FIN - Finland	*	3	0	0	2	1	0	0	0	1	0	1		8
	2	EST - Estonia		0	2	0	0	0	1	2	1	0	1	0		7
J	2	ENG - England	*	1	1	4	0	6	0	2	X	X	X			14
	2	IRL - Ireland		0	0	0	2	0	1	0	X	X	X			3
K	2	HUN - Hungary	*	0	2	0	4	1	2	2	X	X	X			11
	2	WAL - Wales		1	0	1	0	0	0	0	X	X	X			2

Standings After Round Robin Session 2

Rank	Team	Games	Wins	Losses
1	ENG - England	2	2	0
1	FIN - Finland	2	2	0
1	HUN - Hungary	2	2	0
1	POL - Poland	2	2	0
5	EST - Estonia	2	1	1
5	SVK - Slovakia	2	1	1
7	AUT - Austria	2	0	2
7	ESP - Spain	2	0	2
7	IRL - Ireland	2	0	2
7	WAL - Wales	2	0	2

LEGEND

/ Team ran out of time LSFE (*) Last stone first end X Unplayed/unfinished end due to concession



SESSION RESULTS AND STANDINGS

SAT 3 DEC 2011 / SAM 3 DÉC 2011 START TIME / DÉBUT 12:30

Sheet	Round	Team	LSFE	1	2	3	4	5	6	7	8	9	10	Extra	Ends	Total
F	1	FIN - Finland	*	2	0	4	0	5	0	X	X	X	X			11
	1	IRL - Ireland		0	1	0	2	0	0	X	X	X	X			3
G	1	AUT - Austria		0	0	0	1	1	0	0	0	1	X			3
	1	HUN - Hungary	*	2	1	1	0	0	1	1	1	0	X			7
J	1	EST - Estonia	*	2	0	2	1	1	0	4	X	X	X			10
	1	WAL - Wales		0	2	0	0	0	1	0	X	X	X			3
K	1	POL - Poland		1	1	1	0	0	2	0	1	1	X			7
	1	SVK - Slovakia	*	0	0	0	0	3	0	1	0	0	X			4
L	1	ENG - England	*	0	0	0	3	0	1	0	2	0	X			6
	1	ESP - Spain		0	0	0	0	1	0	1	0	2	X			4

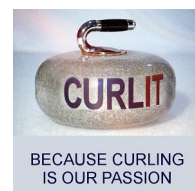
Standings After Round Robin Session 1

Rank	Team	Games	Wins	Losses
1	ENG - England	1	1	0
1	EST - Estonia	1	1	0
1	FIN - Finland	1	1	0
1	HUN - Hungary	1	1	0
1	POL - Poland	1	1	0
6	AUT - Austria	1	0	1
6	ESP - Spain	1	0	1
6	IRL - Ireland	1	0	1
6	SVK - Slovakia	1	0	1
6	WAL - Wales	1	0	1

LEGEND

LSFE (*) Last stone first end

X Unplayed/unfinished end due to concession



ENTRY LIST BY NOC

As of SAT 10 DEC 2011 / En date du SAM 10 DÉC 2011

AUT - Austria		
4 S	TOTH Karina	R
3 V	HUMMELT Constanze	R
2	HOEFLER Andrea	R
1	SAUERSTEIN Tina	R
C	UNTERRAINER Hans-Joerg	

CZE - Czech Republic		
4 S	KLIMOVA Linda	R
3 V	MOSOVA Kamila	R
2	CERNOVSKA Lenka	R
1	URBANOVA Katerina	R
A	PROKSIKOVA Pavla	R
C	CERNOVSKY Vladimir	

ENG - England		
4 V	FOWLER Anna	R
3 S	HAWKER Fiona	R
2	WARD Angharad	R
1	HUTCHEON Debbie	R
C	ARTHUR Alison	

ESP - Spain		
4 S	OTAEGI Oihane	R
3 V	OTAEGI Leire	R
2	IRAZUSTA Iera	R
1	SAENZ Aitana	R
A	MANTEROLA Asuncion	R
C	ROBILLARD Melanie	

EST - Estonia		
4 S	LILL Kristiine	R
3	JANSON Oole	R
2 V	VELGA Marju	L
1	TAMMES Marcella	R
A	USTAV Kuellike	R
C	BERKMANN Urmas	

FIN - Finland		
4 V	PUUSTINEN Sanna	R
3	HOSSI Heidi	R
2 S	KAUSTE Oona	R
1	JUHASZ Eszter	R
A	HIPPI Marjo	R
C	KAUSTE Aku	

HUN - Hungary		
4 S	SZEKERES Ildiko	R
3 V	BERES Alexandra	R
2	ADAM Boglarka	R
1	PATONAI Agnes	R
A	PATHY-DENCISOE Blanka	R
C	NAGY Gyoergy	

IRL - Ireland		
4 S	HIBBERD Carolyn	L
3 V	KERR Louise	L
2	GORMLEY LEAHY Hazel	R
1	DRURY Gillian	R
A	PATERSON Jane	L
C	PATERSON Jane	

POL - Poland		
4 S	RAN Elzbieta	R
3 V	STRACZEK Magda	R
2	DUMANOWSKA Magdalena	L
1	MUSIK Agata	R
A	HANDZLIK Agnieszka	R

SVK - Slovakia		
4 S	KAJANOVA Gabriela	R
3	KAJANOVA Martina	R
2 V	AXAMITOVA Zuzana	L
1	MALCEVOVA Zuzana	R
C	KAJAN Milan	

NOTES
Team position and functions are attached to each team member's name as follows:
4 = Fourth, 3 = Third, 2 = Second, 1 = Lead, A = Alternate, S = Skip, V = Vice-Skip, C = Coach

LEGEND
L Left handed R Right handed